



Department
for Education

Early Years Funding Benchmarking Tool

User Guide

November 2017

Contents

Table of figures	3
Introduction	4
Early years funding	4
Early years funding benchmarking tool	5
Key budget statistics	8
Benchmarking against statistical neighbours	9
Non-EYSFF spend	12
Early years pupil premium	13
Disability access fund	14
Early years proforma	15

Table of figures

Figure 1: How to start using the tool	5
Figure 2: How to use the selection screen for the funding benchmarking tool	5
Figure 3: Example of using the statistical neighbour selection.....	6
Figure 4: Example of an early years funding benchmarking tool page	7
Figure 5: Example of the key budget statistics section	8
Figure 6: Example of the benchmarking against statistical neighbours section	9
Figure 7: Different ways to sort data in the table.....	10
Figure 8: How to view the graph for different data	11
Figure 9: Example of the non-EYSFF benchmarking page.....	12
Figure 10: Example of the early years pupil premium benchmarking page	13
Figure 11: Example of the disability access fund benchmarking page.....	14
Figure 12: How to view data from the early years proforma.....	15
Figure 13: Example of an early years proforma	16

Introduction

This document contains a brief explanation of how to use the early years funding benchmarking tool. For a more detailed explanation of the methodology employed in the calculation of these spreadsheets, please see the technical note.

Early years funding

All funding for the two, three and four year-old entitlements is in the Dedicated Schools Grant (DSG), which is ring-fenced for education purposes for children aged 2 to 16. The Department for Education calculates a total amount of DSG for each local authority and distributes it to them.

All decisions about the amount of DSG to be spent on early learning are made by local authorities in consultation with their schools forum.

Local authorities are required to use a locally determined formula – the early years single funding formula (EYSFF) - to set the funding rates for all types of providers to fund the entitlement places.

The Department is publishing an updated **early years funding benchmarking tool** and **early years proforma** for each local authority. Both tools include the projected spend in 2017-18 to deliver early years places for two, three and four-year-olds and is based on the budget information from the Section 251 data provided by the local authorities.

Early years funding benchmarking tool

The funding benchmarking tool includes the projected spend on early years providers to deliver early years places for two, three and four-year-olds. The information is broken down into provider types and includes budget per hour information.

Before you start, click the “Enable Content” to start using the toolkit.

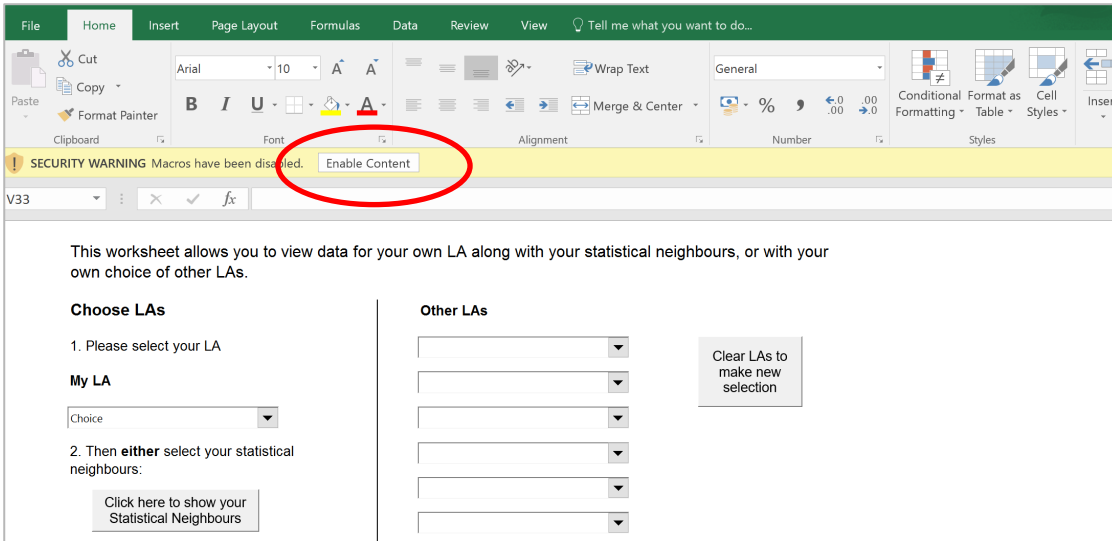


Figure 1: How to start using the tool

The benchmarking tool allows you to view data for a chosen local authority, with the added option to view data for up to ten of its statistical neighbours.

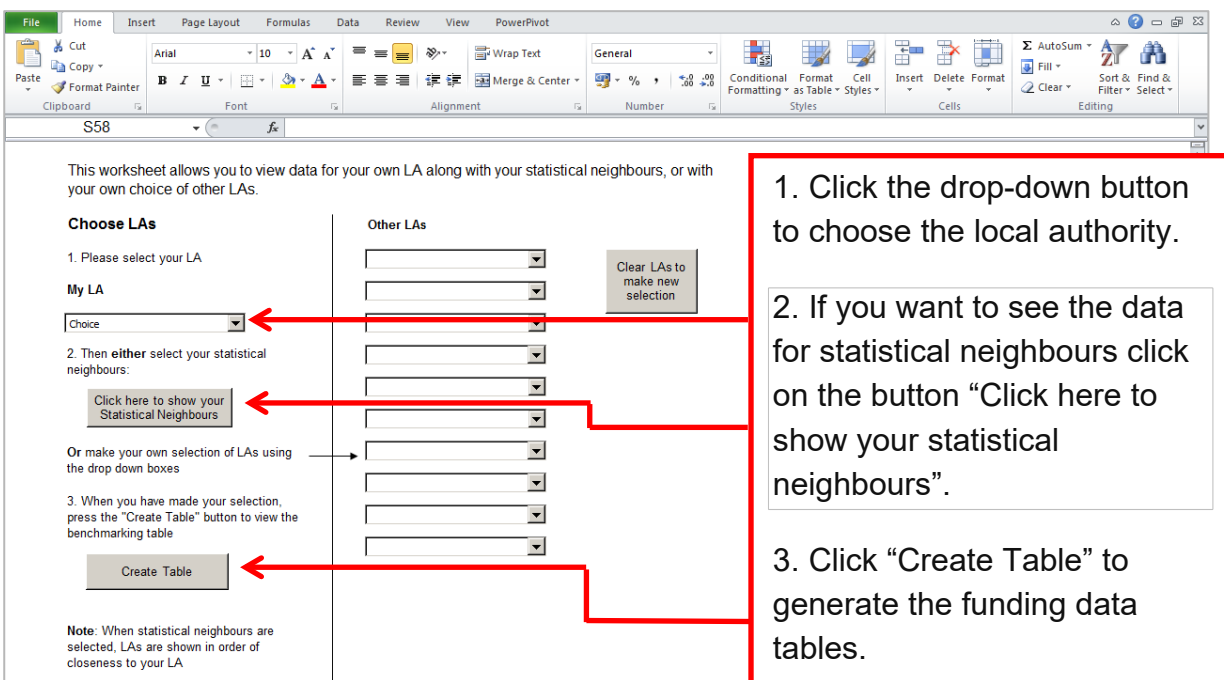


Figure 2: How to use the selection screen for the funding benchmarking tool

In this example, the data for Barnet is selected and its statistical neighbours:

This worksheet allows you to view data for your own LA along with your statistical neighbours, or with your own choice of other LAs.

Choose LAs

1. Please select your LA

My LA

Barnet

2. Then **either** select your statistical neighbours:

Click here to show your Statistical Neighbours

Or make your own selection of LAs using the drop down boxes

3. When you have made your selection, press the "Create Table" button to view the benchmarking table

Create Table

Note: When statistical neighbours are selected, LAs are shown in order of closeness to your LA

Other LAs

Merton

Kingston upon Thames

Reading

Hillingdon

Sutton

Redbridge

Hounslow

Milton Keynes

Bromley

Ealing

Clear LAs to make new selection

Figure 3: Example of using the statistical neighbour selection

The tool includes separate worksheets for three and four year-olds, two year-olds, Non-EYSFF (early years single funding formula) spend¹, early years pupil premium and disability access fund information.

Except for the non-EYSFF spend, each worksheet is split into two sections: key budget statistics and benchmarking against statistical neighbours.

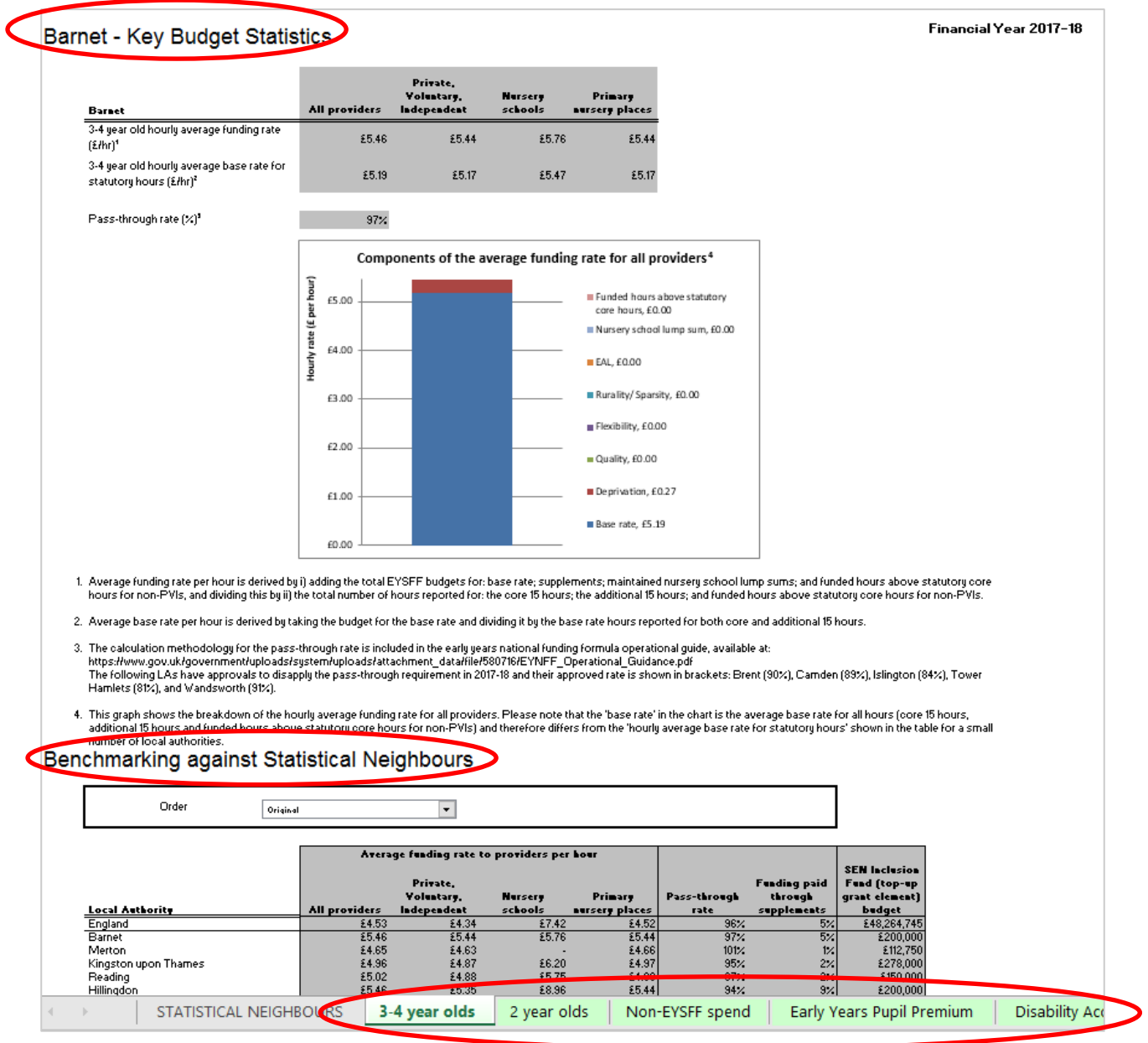


Figure 4: Example of an early years funding benchmarking tool page

¹ Non-EYSFF includes the funding for contingency, central and SEN Inclusion Fund (top-up grant)

Key budget statistics

For two, three and four year-olds, the key budget statistics table shows the hourly average funding rate and the hourly average base rate for all early years providers, as well as a breakdown for: PVI (Private, Voluntary & Independent) providers, maintained nursery schools and nursery classes within a primary school.

For three and four-year olds: components of the average funding rate for all providers are represented as bar charts; and the pass-through rate for each local authority is shown as a percentage.

For the early years pupil premium and the disability access fund, the key budget statistics gives the planned total budget for the local authority.

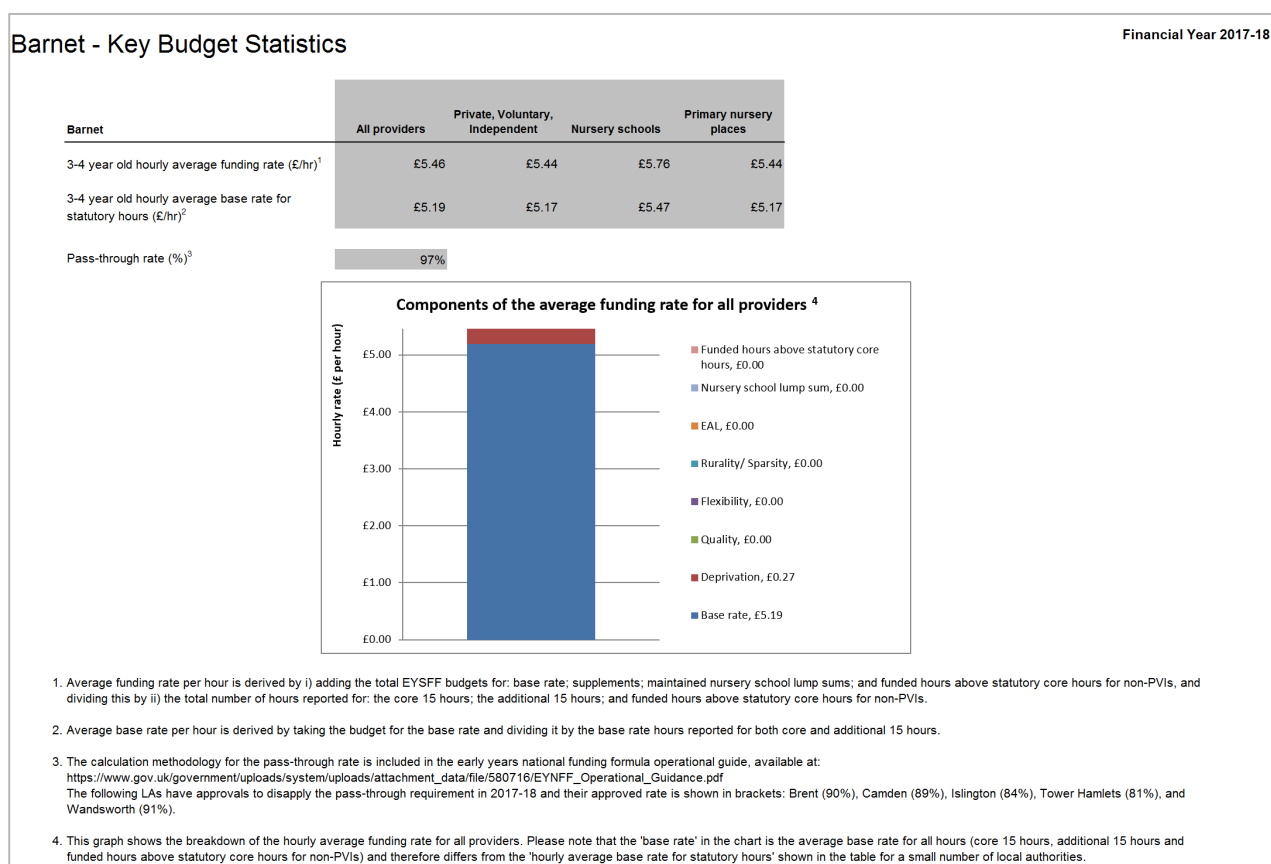


Figure 5: Example of the key budget statistics section

Benchmarking against statistical neighbours

The benchmarking against statistical neighbours section includes a table showing the average funding per hour for all early years providers and broken-down for the different provider types; and the same information represented in a bar chart form.

The data presented here are averages across individual local authorities. Therefore, the hourly rates may not be the actual rate providers receive.

This section also allows comparison against statistical neighbours on: the percentage pass-through rate; percentage funding paid through supplements; and special educational needs (SEN) inclusion fund (top-up grant element) budget. The same information is also represented in a bar chart form.

The benchmarking tables shows the England average or total budget as relevant for each provider type. The median, minimum and maximum of the selected local authorities is also included, where possible.

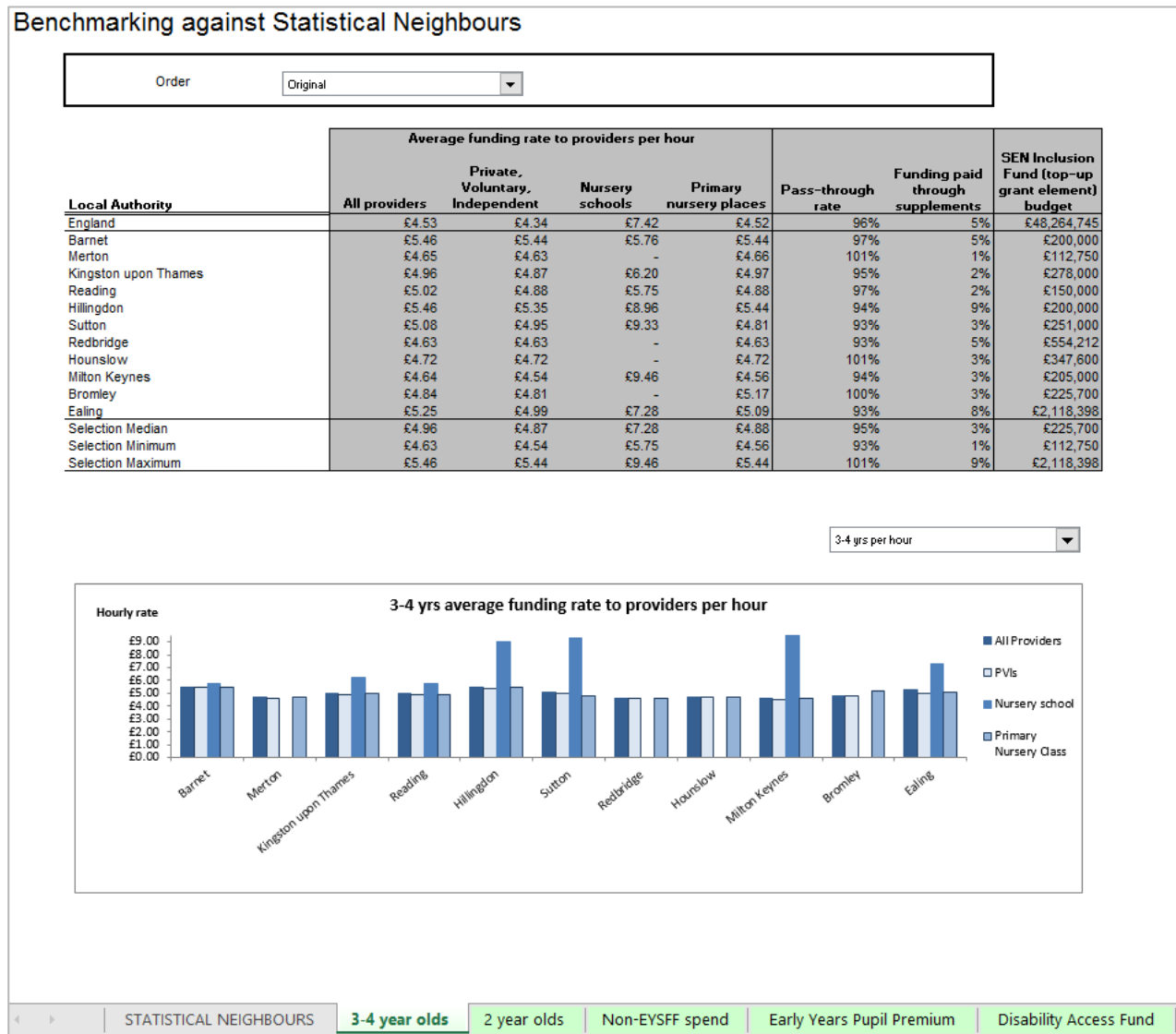


Figure 6: Example of the benchmarking against statistical neighbours section

The table can be sorted for each of the columns by using the drop down box.

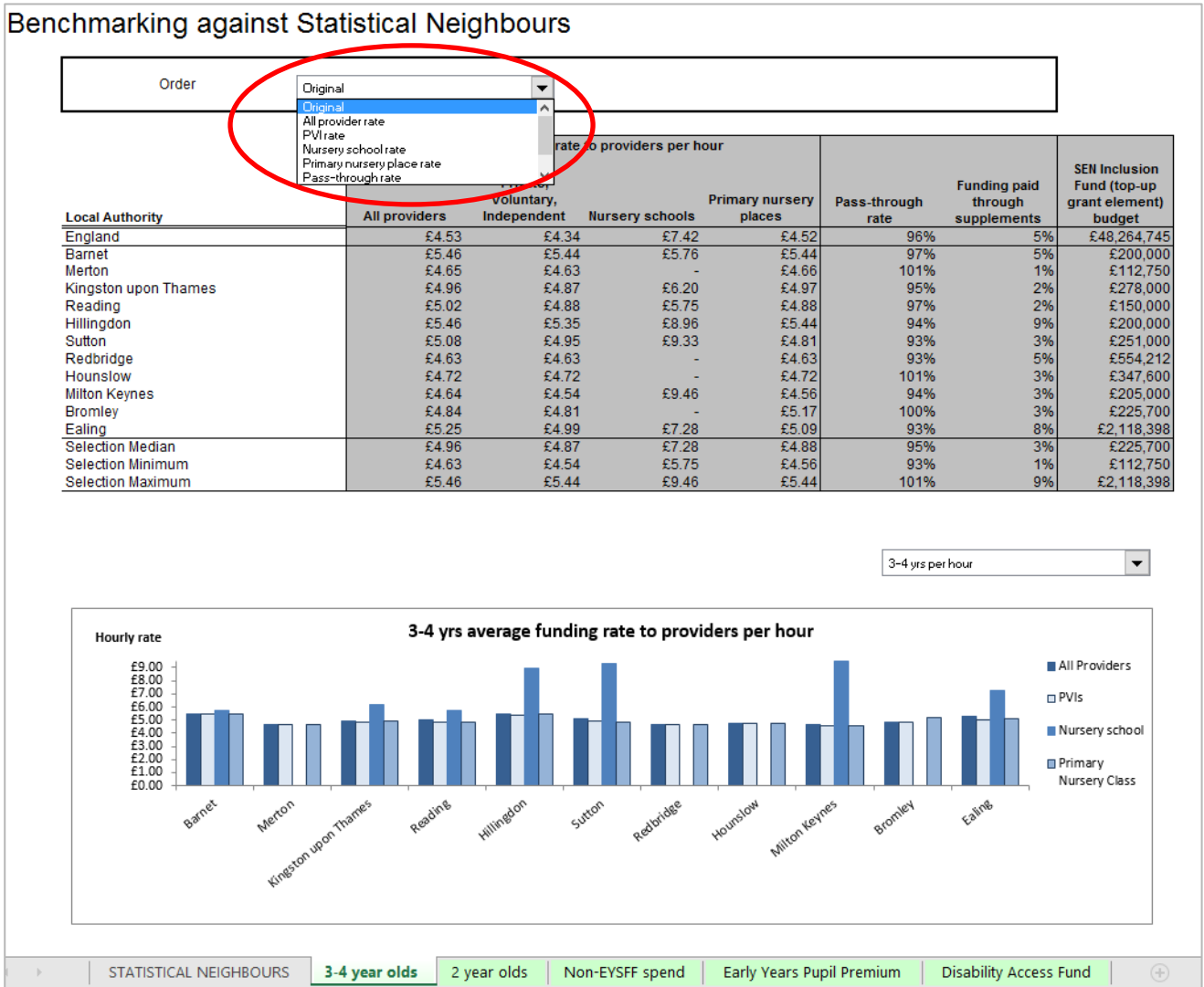


Figure 7: Different ways to sort data in the table

The graph can be viewed by 'per hour funding rate', 'percentage pass through rate', 'percentage funding provided through supplements' or 'SEN inclusion fund (top-up grant) budget'.

Benchmarking against Statistical Neighbours

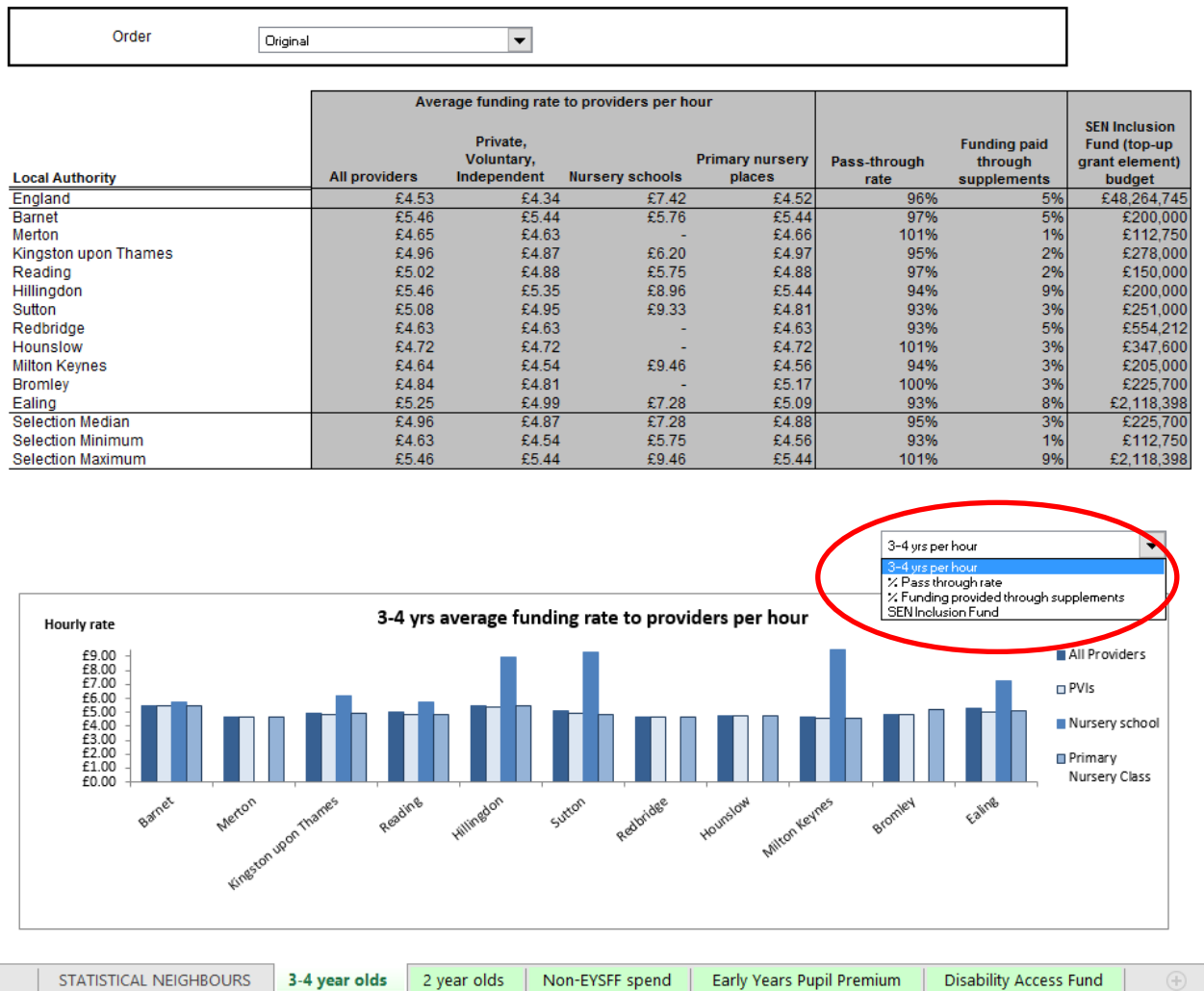


Figure 8: How to view the graph for different data

Non-EYSFF spend

The benchmarking table for the non-EYSFF spend worksheet shows the planned budget information for two, three and four year-olds separately and includes:

- SEN inclusion fund (top-up grant element, i.e. funding paid directly onto providers and not retained as central spend) budget
- contingency funding budget
- central spend budget (including the budget for 'funded hours above statutory core hours' for PVI's)

For completeness, it also shows the total delegated EYSFF budget (excluding the budget for 'funded hours above statutory core hours' for PVI's).

The same information is also represented in a bar graph form.

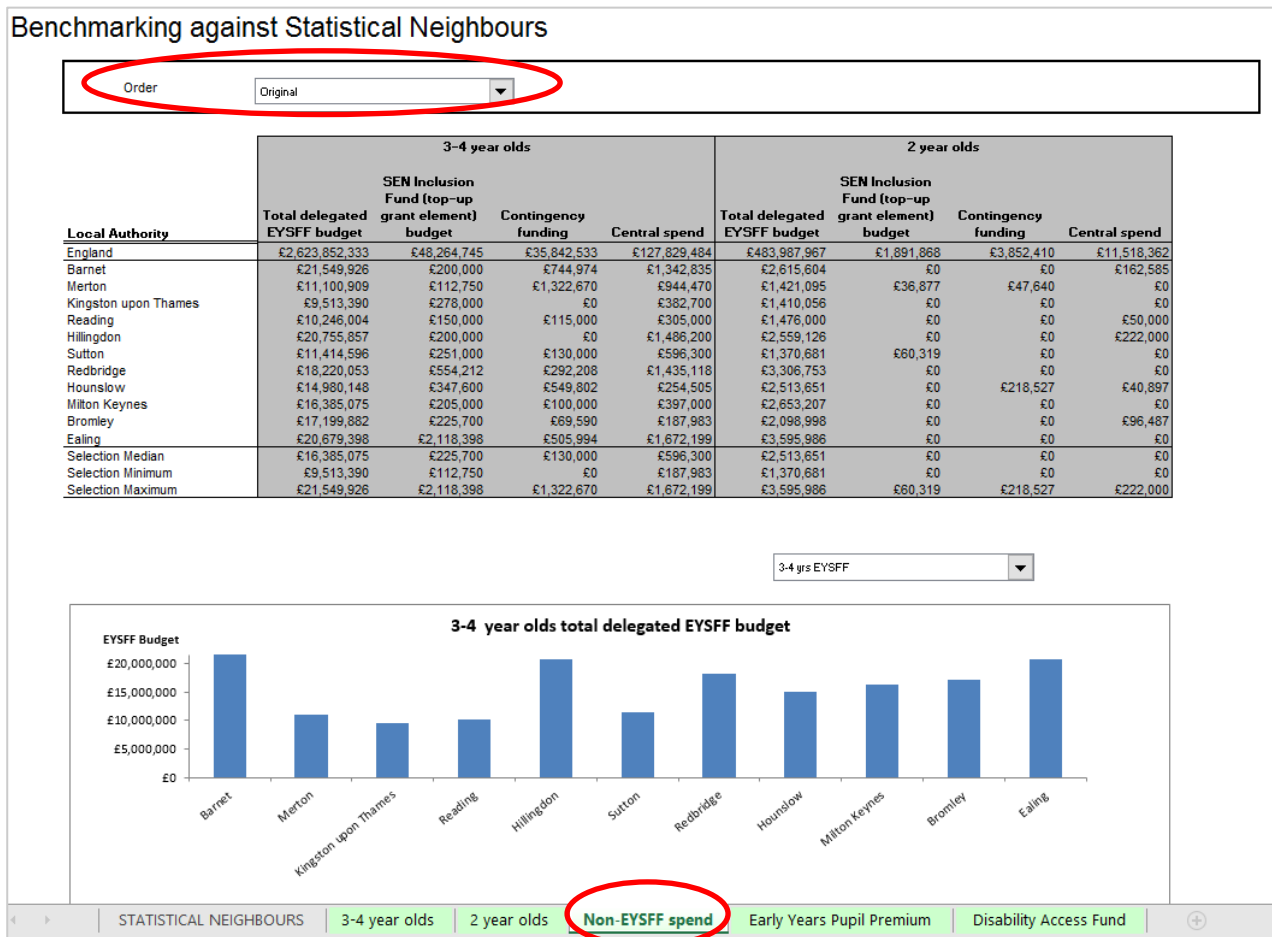


Figure 9: Example of the non-EYSFF benchmarking page

As with the two, three and four year-olds worksheets, the benchmarking table can be sorted by each of the columns by using the drop down box; and the graph can be viewed for each of the columns.

Early years pupil premium

The benchmarking table for the early years pupil premium worksheet includes the allocated budget per local authority against statistical neighbours.

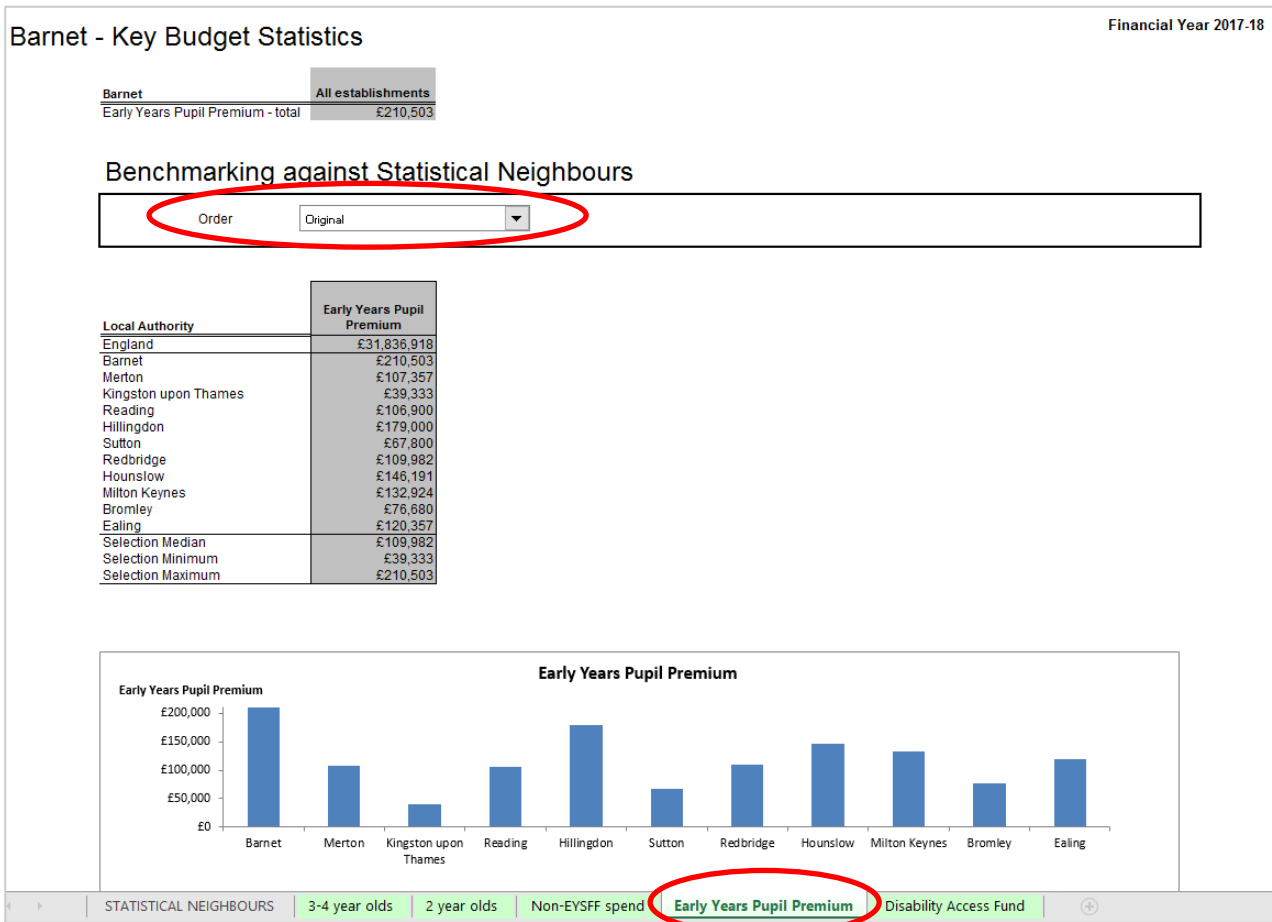


Figure 10: Example of the early years pupil premium benchmarking page

The table also allows you to change the order in which the data is presented by displaying the highest to lowest values by selecting early years pupil premium from the order drop down menu.

Disability access fund

A new tab has been introduced which provides information about the allocated budgets for the disability access fund for three and four year-olds (which was introduced in April 2017).

The benchmarking table for the disability access fund worksheet includes the allocated budget per local authority against statistical neighbours.

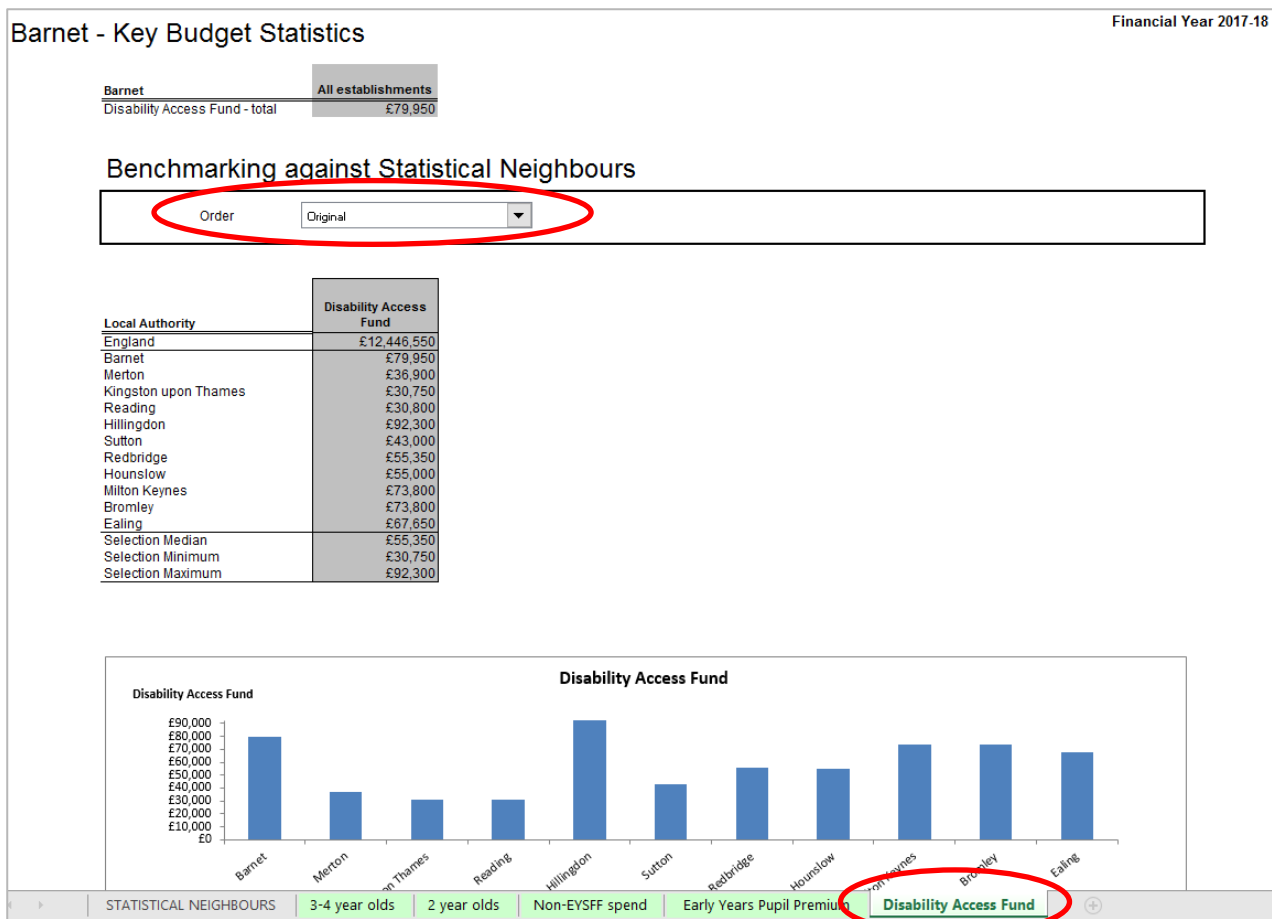


Figure 11: Example of the disability access fund benchmarking page

The table also allows you to change the order in which the data is presented by displaying the highest to lowest values by selecting disability access fund from the order drop down menu.

Early years proforma

This has been produced by the Department, based on the same Section 251 returns as the benchmarking tables, i.e. projected spend in 2017-18. The figures are as reported by the local authorities in their Section 251 2017-18 budget return.

Select the LA from the drop down box:

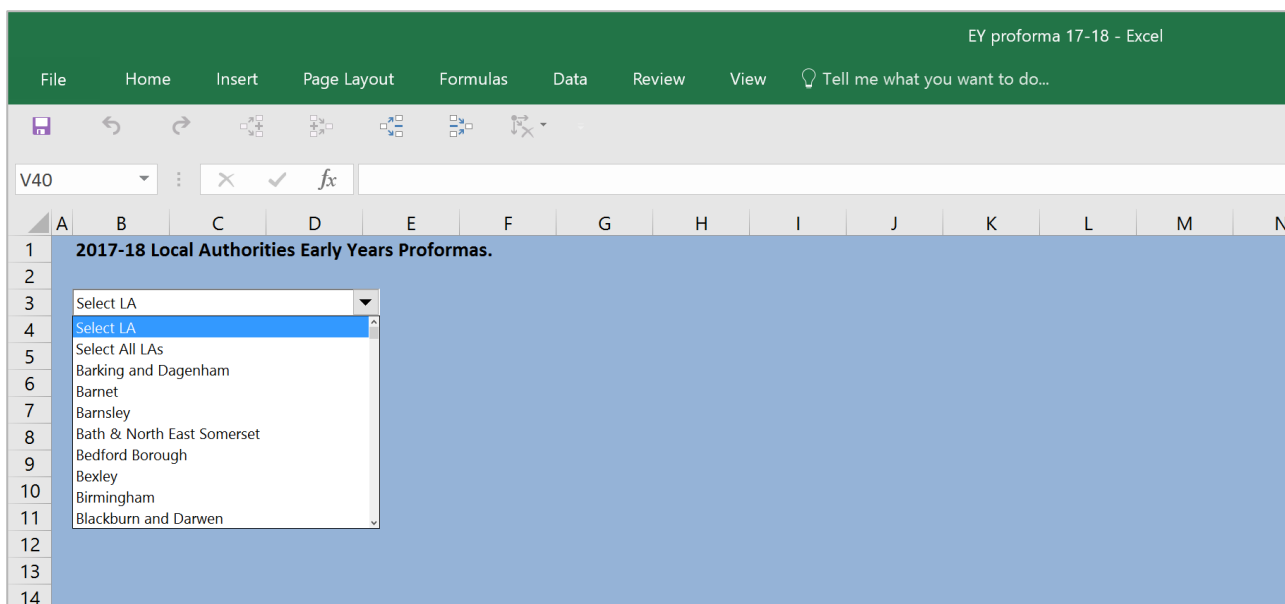


Figure 12: How to view data from the early years proforma

The early years proforma includes more detailed information on how each local authority distributes early education funding. The proforma is intended to complement the benchmarking tables.

The early years proforma contains, for each local authority, details of:

- The early years single funding formula (EYSFF) for: two year-olds; and three and four year-olds, setting out the base rates, supplements and any lump sums paid
- Details on any funded hours above statutory core hours funded by the authority for three and four year-olds
- Details of the amount of early years SEN inclusion fund (top up grant element) and the qualifying criteria used
- Information on how early years central spend is utilised
- The size of early years contingency funding
- Planned budget for early years pupil premium
- Planned budget for the disability access fund

EY Table: FUNDING PERIOD (2017-18)		Unit Value			Number of Units (core 15 hours)			Number of Units (additional 15 hours)			Anticipated Budget (£)				
Barnet		302			Pass-through rate for delivering government funded hour: 97%										
Row/Heading	Description	PVI	Nursery School	Primary Nursery Class	UnitType	PVI	Nursery School	Primary Nursery Class	PVI	Nursery School	Primary Nursery Class	PVI	Nursery School	Primary Nursery Class	Total Budget
1 EYSFF (3 & 4 year olds) Base Rate(s) per hour, per provider type	EYSFF Universal base rate	£5.17	£5.47	£5.17	PerHour	1,689,008	256,433	1,445,105	271,619	40,736	231,175	£10,188,141.59	£1,625,842.63	£8,666,367.60	£20,480,351.82
2a EYSFF (3 & 4 year olds) Supplements (supply a note for your supplement payment) - Deprivation	IDAC deprivation supplement	£1.53	£1.53	£1.53	PerHour	347,758	55,496	295,814				£532,068.74	£84,908.88	£462,595.42	£1,069,574.04
2b EYSFF (3 & 4 year olds) Supplements (supply a note for your supplement payment) - Quality	No budget lines entered														
2c EYSFF (3 & 4 year olds) Supplements (supply a note for your supplement payment) - Flexibility	No budget lines entered														
2d EYSFF (3 & 4 year olds) Supplements (supply a note for your supplement payment) -	No budget lines entered														
2e EYSFF (3 & 4 year olds) Supplements (supply a note for your supplement payment) - EAL	No budget lines entered														
Funding provided through supplements:															5%
3 EYSFF (3 & 4 year olds) Maintained nursery school (MNS) lump sums (if	No budget lines entered														
4 EYSFF (3 & 4 year olds) Funded hours above statutory core hours (if															
TOTAL FUNDING FOR EARLY YEARS SINGLE FUNDING FORMULA (3 & 4 YEAR OLDS):												£10,720,211.33	£1,710,751.51	£9,189,963.02	£21,549,925.86
Row Heading	Description	PVI	Nursery School	Primary Nursery Class	UnitType	PVI	Nursery School	Primary Nursery Class	PVI	Nursery School	Primary Nursery Class	PVI	Nursery School	Primary Nursery Class	Total Budget
5 EYSFF (2 year olds) Base Rate(s) per hour, per provider type	Universal base rate	£6.00	£6.00	£6.00	PerHour	217,967	32,635	185,272				£1,307,802.00	£96,170.00	£1,111,632.00	£2,675,604.00
6a EYSFF (2 year olds) Two year old supplements Quality (if applicable)	No budget lines entered														
6b EYSFF (2 year olds) Two year old supplements Other supplements (if	No budget lines entered														
TOTAL FUNDING FOR EARLY YEARS SINGLE FUNDING FORMULA (2 YEAR OLDS):												£1,307,802.00	£96,170.00	£1,111,632.00	£2,675,604.00
Row Heading	Description											Anticipated Total Budget (£)			
7a SEN inclusion fund (top up grant element) - 3 & 4 Year Olds	SEN Inclusion Fund 3&4 yr olds											£200,000.00			
7b SEN inclusion fund (top up grant element) - 2 Year Olds (if applicable)	No budget lines entered														
TOTAL FUNDING FOR SEN INCLUSION FUND:														£200,000.00	
Row Heading	Description											Anticipated Total Budget (£)			
8a Early years contingency funding - 3 & 4 Year Olds	Expected reduction in EY block income - lower pupil nos on census											£744,974.00			
8b Early years contingency funding - 2 Year Olds	No budget lines entered														
9a Early years centrally retained funding - 3 & 4 Year Olds	Central spend on Under 5's - 3 & 4 yr olds											£1,342,835.00			
9b Early years centrally retained funding - 2 Year Olds	Central spend on under 5's - 2 yr olds											£162,585.00			
TOTAL FUNDING FOR CENTRAL EXPENDITURE														£2,250,394.00	
												Anticipated Total Budget (£)		£20,503.00	
												Anticipated Total Budget (£)		£79,950.00	

Figure 13: Example of an early years proforma



Department
for Education

© Crown copyright 2017

This publication (not including logos) is licensed under the terms of the Open Government Licence v3.0 except where otherwise stated. Where we have identified any third party copyright information you will need to obtain permission from the copyright holders concerned.

To view this licence:

visit www.nationalarchives.gov.uk/doc/open-government-licence/version/3

email psi@nationalarchives.gsi.gov.uk

write to Information Policy Team, The National Archives, Kew, London, TW9 4DU

About this publication:

enquiries www.education.gov.uk/contactus

download www.gov.uk/government/publications

Reference: [DFE-00045-2017]



Follow us on Twitter:
[@educationgovuk](https://twitter.com/educationgovuk)



Like us on Facebook:
facebook.com/educationgovuk