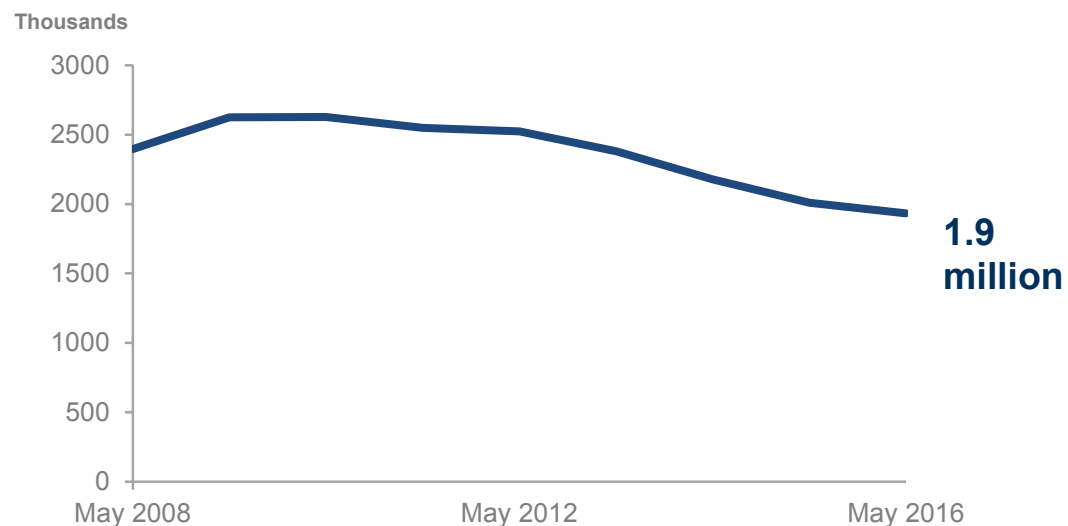


This release contains annual official statistics on the numbers of children living in Great Britain households where at least one parent or guardian claimed one or more of the following out-of-work benefits: Jobseeker's Allowance, Income Support, Employment and Support Allowance, Incapacity Benefit/Severe Disablement Allowance, Pension Credit or Universal Credit at 31 May each year. A claimant may be in receipt of a combination of the above benefits. Universal Credit (UC) has been included in these statistics for the first time. Please see [about these statistics](#) for more information on how out-of-work claimants have been defined on UC.

## Main stories

- Out-of-work benefits were claimed in 1.0 million households with children at May 2016. A drop of 45 thousand (4.2%) since May 2015.
- The majority of children (980 thousand) in out-of-work benefit households lived with Income Support claimants.
- Around one third of children (640 thousand) living in an out-of-work benefit household were aged under 5.

## 1.9 million children living in an out-of-work benefit household at May 2016



The total number of children living in an out-of-work benefit household continues to follow a decreasing trend.

At May 2016 the total number of children living in an out-of-work benefit household was around 1.9 million.

This represents a decrease of 76 thousand children (3.8%) compared to May 2015.

The May 2016 overall figure for all children living in out-of-work benefit households includes Universal Credit for the first time\*.

\*A phased rollout of UC commenced in 2013, which will have a small impact on this time series prior to May 2016.

## At a glance

Page

[What you need to know](#)

2

[1.9 million children living in an out-of-work benefit household](#)

3

[About these statistics](#)

4

**Lead Statistician:** Wyn Chung

[Wyn.Chung@dwp.gsi.gov.uk](mailto:Wyn.Chung@dwp.gsi.gov.uk)

**DWP Press Office:** 0203 267 5144

Thoughts? We welcome feedback

Published: 29 November 2017

Next edition: 2018

ISBN: 978-1-78425-992-1

© Crown copyright

## What you need to know

This release contains annual [official statistics](#) on the numbers of children living in Great Britain households where at least one parent or guardian claimed one or more of the following out-of-work benefits: Jobseeker's Allowance, Income Support, Employment and Support Allowance, Incapacity Benefit/Severe Disablement Allowance, Pension Credit or Universal Credit at 31 May each year. A claimant may be in receipt of a combination of the above benefits. Universal Credit (UC) has been included in these statistics for the first time. The UC element of these statistics is labelled [Experimental Statistics](#) as the methodology may develop over time based on user feedback. If you have any comments regarding these statistics please email us at [stats-consultation@dwp.gsi.gov.uk](mailto:stats-consultation@dwp.gsi.gov.uk)

No time series information is available for Universal Credit figures and only data at May 2016 is currently available.

*These statistics have been derived by matching DWP out-of-work benefit data with HMRC Child Benefit data. Children are matched through the Child Benefit claimant or partner records to DWP benefit claimants. There is a considerable overlap in the breakdown by benefit type, as for example, a claimant of Income Support may also be claiming Incapacity Benefit. The total number of children living in an out-of-work benefit household figure only captures children once, irrespective of the combination of benefits being claimed by parents or guardians.*

These statistics were released on 29 November 2017 according to the arrangements approved by the UK Statistics Authority.

This means that the statistics:

- meet identified user needs;
- are well explained and readily accessible;
- are produced according to sound methods; and
- are managed impartially and objectively in the public interest.

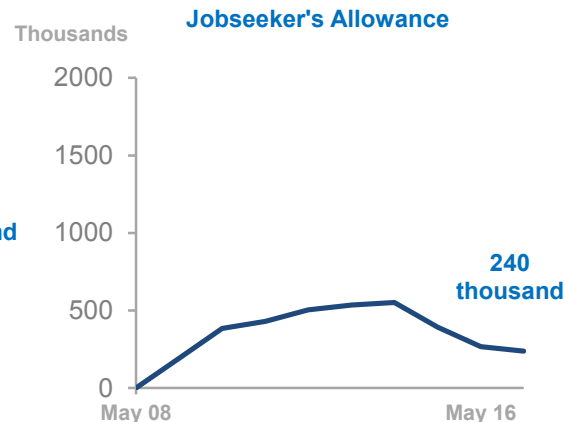
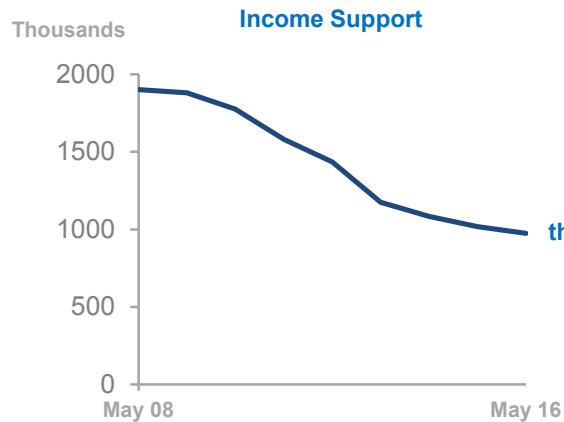
Supporting data tables containing statistical breakdowns (by age, benefit and 2011 lower geographical areas e.g. Local Authority, Parliamentary Constituency, Country, Output Areas), for the period 2010 to 2016 can be found on the [collection page](#). Previous years' data can be found in the [national archives](#). Data for Universal Credit statistics are only available for the year 2016.

Please visit the [guidelines on the use and interpretation of these statistics](#) for more background information.

# 1.9 million children in all out-of-work benefit claimant households

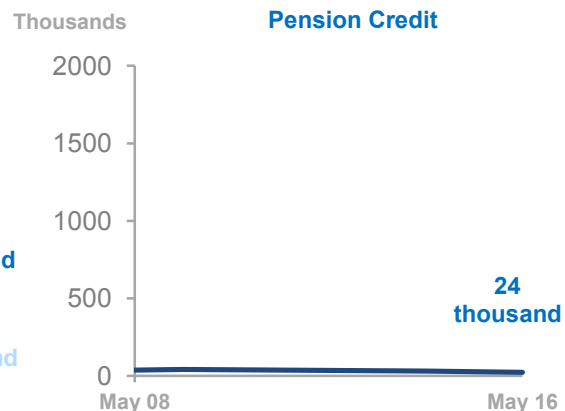
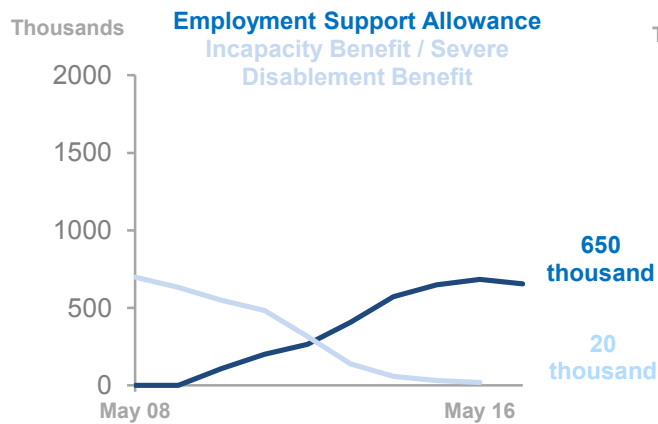
Figures from all benefit groups continue to follow recent trends with Jobseeker's Allowance continuing to fall following a rise between May 2009 and May 2012.

Children in out-of-work benefit households by year and benefit type between May 2008 and May 2016.



For the first time, **Universal Credit** has been included in these statistics. At May 2016, there are 32 thousand children in out-of-work Universal Credit claimant households.

Please note that a time series prior to 2016 is not available for Universal Credit. These statistics may be subject to further development depending on user feedback and have therefore been labelled [Experimental Statistics](#). For further information, visit the [about these statistics](#) section.



At May 2016 the majority of children in out-of-work benefit households lived with **Income Support** claimants. There was a fall of 42 thousand children living in Income Support claimant households from the same time last year. Between 2009 and 2016, the number of children living in households claiming Income Support began to fall due to the effects of Lone Parent entitlement conditions introduced in November 2008. For more information on changes to Income Support see the [Income Support benefit page on gov.uk](#).

Comparatively fewer children lived in **Jobseeker's Allowance (JSA)** claimant households. The fall in the number of children living with JSA claimants is consistent with the fall in the overall JSA caseload. See the [what you need to know](#) section for information about Universal Credit.

Employment and Support Allowance replaced Incapacity Benefit and Income Support paid on the grounds of incapacity for new claims from 27 October 2008. With no new claims to Incapacity Benefit since 2008, the numbers of children in **Incapacity Benefit/Severe Disablement Allowance** households are falling. Numbers in **Employment and Support Allowance** households rose until 2015, but have decreased for the first time by 29 thousand in the year to May 2016.

## About these statistics

Care should be exercised in interpretation of the term out-of-work benefit household, which means that at least one parent or guardian is claiming an out-of-work benefit. A distinction needs to be drawn between households where no one in the family unit is working.

For the first time, Universal Credit has been included in these statistics. Universal Credit is available in all Jobcentre Plus areas to single claimants and is being expanded to all claimant types across the country via the full service.

The following out-of-work benefits will be replaced as Universal Credit rolls out:

- Income-based Jobseeker's Allowance
- Income-related Employment and Support Allowance
- Income Support

Universal Credit claimants have been defined as 'out-of-work' if they are required to undertake intensive work search, if they are expected to work in the future, if they are expected to take reasonable steps to prepare for work or if they are not expected to work at present due to health or caring responsibilities. For more information, please visit the [guidelines on the use and interpretation of these statistics](#).

## Where to find out more

This document, supporting data tables and older releases from 2010 can be found on the collection page: <https://www.gov.uk/government/collections/children-in-out-of-work-benefit-households--2>

Data for years prior to 2010 can be found in the National Archives:

[http://webarchive.nationalarchives.gov.uk/20130104024436/http://statistics.dwp.gov.uk/asd/asd1/ben\\_hholds/index.php?page=child\\_ben\\_hholds](http://webarchive.nationalarchives.gov.uk/20130104024436/http://statistics.dwp.gov.uk/asd/asd1/ben_hholds/index.php?page=child_ben_hholds)

The guidelines on the use and interpretation of these statistics can be found here: <https://www.gov.uk/government/publications/guidelines-on-the-use-and-interpretation-of-official-statistics-on-children-in-out-of-work-benefit-households>

Details of other National and Official Statistics produced by the Department for Work and Pensions can be accessed via the Statistics at DWP page: <https://www.gov.uk/government/organisations/department-for-work-pensions/about/statistics>

## Contact Us

Lead Statistician: Wyn Chung

Feedback is welcome. Please email DWP at [stats-consultation@dwp.gsi.gov.uk](mailto:stats-consultation@dwp.gsi.gov.uk)

An ongoing questionnaire is available at: <https://www.gov.uk/government/statistics/children-in-out-of-work-benefit-households-statistics-user-questionnaire>