



Department
for Education

Academy Schools Sector in England

Consolidated annual report and accounts

For the year ended 31 August 2016



Department
for Education

Academy Schools Sector in England

Consolidated annual report and accounts

For the year ended 31 August 2016

Presented to the House of Commons pursuant to Section 11 of the Academies Act 2010
Ordered by the House of Commons to be printed on 26 October 2017

HC 425



© Crown copyright 2017

This publication is licensed under the terms of the Open Government Licence v3.0 except where otherwise stated. To view this licence, visit nationalarchives.gov.uk/doc/open-government-licence/version/3 or write to the Information Policy Team, The National Archives, Kew, London TW9 4DU, or email: psi@nationalarchives.gsi.gov.uk.

Where we have identified any third party copyright information you will need to obtain permission from the copyright holders concerned.

This publication is available at www.gov.uk/government/publications

Any enquiries regarding this publication should be sent to us at Department for Education, Sanctuary Buildings, Great Smith Street, London SW1P 3BT

ISBN 978-1-5286-0067-5

CCS1017175498 10/17

Printed on paper containing 75% recycled fibre content minimum

Printed in the UK by the APS Group on behalf of the Controller of Her Majesty's Stationery Office

Contents

Performance Report	10
Overview	10
Performance analysis	12
1.Financial overview	12
2.Sector Development	16
3.Equality and provision for vulnerable and disadvantaged pupils	24
4.Educational performance	30
Accountability report	42
Corporate governance report	42
5.Statement of Accounting Officer's responsibilities	42
6.Governance Statement	44
Directors' report	62
7.Remuneration and staff report	63
8.Parliamentary Accountability and Audit Report	69
Financial statements	81
Notes to the Accounts	85
Annex 1 – Sector development data	118
Annex 2 – Academy provision by local authority	122
Annex 3 – Pupil characteristics and attainment data	129
Annex 4 – HMT Accounts Direction	141
Annex 5 – Regional report	149
Annex 6 – Key performance Indicators for Regional Schools Commissioners	162
Annex 7 – Remuneration	163
Annex 8 – Academy Trusts consolidated into SARA 2015/16	167
Annex 9 – Glossary	253

Introduction to the Academy Schools Sector Annual Report and Accounts

The Department for Education (DfE) has secured agreement from Parliament to remove the academy sector from its consolidation boundary for the financial year 2016-2017 and to prepare a separate standalone Annual Report & Accounts (ARA) for the academy sector for the academic year 2015/16 – the academies Sector Annual Report and Accounts (SARA).

For the financial years 2013-14, 2014-15 and 2015-16, the Comptroller and Auditor General (C&AG) provided an ‘adverse’ opinion on the DfE consolidated accounts, which included the academies sector accounts. This was caused by:

- insufficient evidence that the required accounting recognition criteria were met in respect of academy land and buildings assets; and
- a presumption under *IFRS 10 Consolidated Financial Statements* (IFRS 10) that the date of the accounts for subsidiaries consolidated into group accounts should be no more than three months different from that of the group accounts. This issue arose as the majority of academy trusts (ATs) were consolidated using information from their 31 August audited accounts – representing a seven-month difference from the reporting date in the Departmental group (31 March). The decision to permit ATs to submit accounts with a 31 August date was made in the interests of academy efficiency and value for money – both to align their accounting to their operational cycle (the academic year) and to avoid the additional cost of submitting two sets of accounts each year.

These issues led to the C&AG’s view that misstatement and uncertainty was so material and pervasive as to require an ‘adverse’ audit opinion. To help address the issue of differing reporting periods, the Departmental group accounts and academies sector accounts are being reported and published separately.

In addition to separating academy spending from that of the DfE, this new academies report brings together the reporting of financial results with the reporting of academic performance. It fulfils the reporting requirements of the *Academies Act 2010*¹ alongside the requirement to report on the finances of the sector.²

¹ Section 11 of the *Academies Act 2010* places a duty on the Secretary of State for Education to prepare, publish and lay an annual report on academies in England before Parliament. The legislation requires the inclusion of information on the academy arrangements entered into and the performance of academies during the year. In relation to performance, the annual report must contain information collected under

The *Academies Act 2010* requires reporting of performance information over the academic year ending 31 July. The 'Accounts Direction' provided by HMT (to the Department) defines the academic year as ending 31 August. In order to meet legislative requirements performance data has been provided for the academic year as defined by the *Academies Act 2010*. However, where relevant, these figures have been restated for the Accounts Direction definition in either footnotes or Annexes. The ARA as a whole has been presented in line in line with Government Financial Reporting Manual (FReM), except for the derogations as noted in Annex 4. The most notable areas for deviations from the FReM are in the Remuneration and Staff report and accountability statement, with some other areas also noted. Where possible the spirit of the requirements has been followed.

This new approach to reporting will not, in of itself, address the other issue previously raised by the C&AG in relation to properly recognising and valuing academy land & buildings. The Department has already undertaken a considerable amount of work to address these issues, and is working hard to establish sufficiently reliable information sources and valuation methodologies to meet these challenges as soon as possible.

regulations made under section 537 of the *Education Act 1996* and under the contractual arrangements academies enter into with the Secretary of State for Education.

² In line with the accounting requirements of the *FReM*

(<https://www.gov.uk/government/collections/government-financial-reporting-manual-frem>).

Definitions used in this report

Academies are independent state schools that are directly funded by the DfE.

Every academy is required to be part of an academy trust (AT), which is a charity and company limited by guarantee. Every AT enters into a funding agreement (FA) with the Secretary of State for Education that sets out the requirements for individual academies and the conditions under which grants are paid.

There are a number of different types of academies, providing a range of academic provision.

Type of academy	Description
Sponsored	Sponsored academies are usually under-performing schools prior to converting to academy status. They are run via an AT by sponsors - which may include high-performing schools and colleges, universities, individual philanthropists, businesses, the voluntary sector and faith communities.
Converter	Converter academies are usually strongly performing schools, or schools on an upward performance trajectory, prior to converting to academy status.
Free schools	Free schools, which are a type of academy, are new state-funded schools. Any suitable sponsor - including local parents, private businesses and ATs - can apply to the Secretary of State for Education to open a free school. In addition, where a local authority (LA) thinks there is a need for a new school in its area it can seek proposals to establish a free school (or academy). For the purposes of this report, statistics relating to free schools will include information relating to university technical colleges and studio schools, but not new schools established by LAs.
University Technical Colleges (UTC)	University Technical Colleges (UTCs) are academies for 13/14 to 19 year olds, which focus on delivering technical education that engages young people and seek to meet the needs of modern business. They offer technical courses and work-related learning, combined with academic studies. Each UTC involves a university and a lead employer as well as other local employers and education partners such as FE Colleges. Each UTC specialises in one or two curriculum areas, typically some form of STEM subject, and is informed by local employer needs.
Studio Schools	Studio schools are academies for 13/14 to 19 year olds, which focus on delivering practical skills in workplace environments alongside offering traditional vocational and academic courses. They are small schools for around 300 students, and are

Type of academy	Description
	sponsored by existing schools, colleges and community groups, and have close links to local employers. They are open year-round, and have a 9am-5pm working day.

Type of provision	Description
Primary	Provision broadly aimed at pupils aged 5-11 (more precisely, pupils of compulsory school age who have not yet attained the age of 10 years 6 months).
Secondary	Provision broadly aimed at pupils aged 11-16 (more precisely, pupils of compulsory school age who have attained the age of 10 years 6 months).
16 – 19	Provision aimed at pupils aged 16-19. For the purposes of this report, statistics relating to 16-19 provision will be included within those for secondary schools, unless otherwise specified.
All through	Provision covering both primary and secondary phases. For the purposes of this report, statistics relating to all through provision will be included within those for secondary schools.
Special	Provision aimed at meeting the requirements of pupils with special educational needs (SEN).
Alternative provision	Provision aimed at vulnerable pupils, such as excluded pupils, children with behavioral issues, those with a short-term or long-term illness, school phobics and pupils without a mainstream school space.

Type of trust	Description
Single Academy Trust	The legal entity set up to run a single academy.
Multi-academy Trust	The legal entity set up to run a group of more than one academy.

Performance report

Overview

This is the first combined academy sector annual report and accounts. It sets out the consolidated performance and financial results of all academy schools in England over the 2015/16 academic year. Bringing this information together in a single publication is an important step, providing greater transparency on the activities of the academies sector.

In the first annual report from the academic year 2010/11, the Government presided over an academies programme consisting of 203 open academies as at 31 July 2010. Six years later, the number of schools with academy status has grown significantly. As at 31 July 2016 there were 5,773 open academies, free schools, UTCs and studio schools in England. In total, around two thirds of secondary schools and a fifth of primary schools have become academies.

The number of free schools also continues to increase, with 68 new free schools, university technical colleges and studio schools opening their doors in the year to July 2016. As at 31 July 2016 there were 382 open free schools (including UTCs and studio schools) in England.

More schools than ever are choosing to convert as part of a multi-academy trust (MAT), giving greater opportunities to spread expertise, share resources and to support sustainable improvement within a clear accountability framework.

Comparisons of educational performance between academies and local authority schools are complex due to the fact that many different types of schools are becoming academies. On the one hand, the results for 2016 showed that attainment in 'converters' remains above the national average in both primary and secondary schools. This is to be expected, given that only good and outstanding schools can 'convert'. On the other hand, 2016 results for 'sponsored' academies are below the national average. This is also to be expected given that schools are 'sponsored' when they are underperforming – although results at secondary level have improved for sponsored academies over the past two years, and tend to improve the longer the academy is with their sponsor.

The maintenance of a surplus is appropriate for ATs and indicates strong financial management. The sector reported an operating surplus of £534 million for the year ended 31 August 2016. This represents an average operating surplus of around £90,000 for each individual academy, although the actual figure varies from academy to academy.

When a school is underperforming (including financially and on matters of governance) and does not have the capacity to improve, it is important that swift action is taken. The Regional Schools Commissioners (RSCs) and the Education & Skills Funding Agency

(ESFA) play a key role in oversight of the sector - supporting me in ensuring that a clear and robust system of accountability is in place.

The C&AG has provided a qualified audit opinion on the academies sector annual report and accounts. The previous issue (as reported in the Department's 2015-16 ARA) around consolidating bodies with a different year-end has been removed. However, there is still a limitation of scope in place around the Department having insufficient evidence to support the recognition and valuation of academy land and buildings assets. The Department is working hard to collect the necessary evidence to remove this qualification as soon as possible, including collecting additional information from the academy sector and undertaking a detailed review of the approach towards valuing land and buildings.

This report is an important step in further improving transparency over the academies sector and is an important part of the overall accountability framework. I am grateful to all academies for their support and participation in its preparation.

Jonathan Slater
Permanent Secretary

19 October 2017

Performance analysis

1. Financial overview

- 1.1 No comparative data has been presented as this is the first combined annual report and accounts (ARA) for the academy sector. The most recent audited accounts containing details of academy finances – the DfE (the Department) ARA - covered the financial year from 1 April 2015 to 31 March 2016. The figures in this financial overview cover the year from 1 September 2015 to 31 August 2016. Figure 1 summarises the overall position of the sector.

Figure 1 – Overall financial position

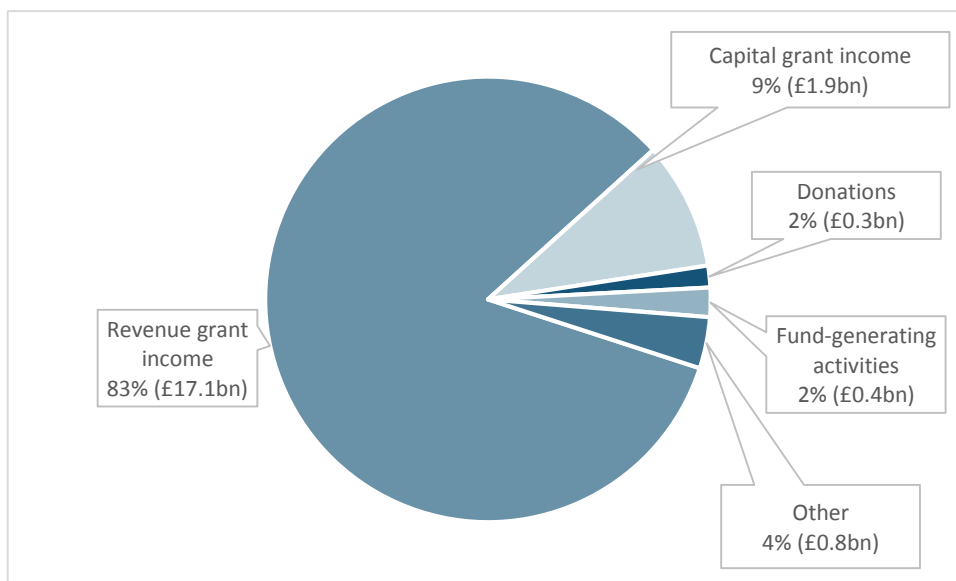
2015/16 Metric	£m
In-year Operating surplus	534
In-year Comprehensive net income	1,903
Net Assets	43,453

- 1.2 The sector reported an operating surplus of £534 million for the year ended 31 August 2016. This represents an average operating surplus of approximately £90,000 for each individual academy school.
- 1.3 At 31 August 2016, 2,819 trusts had cumulative surpluses, with a total cumulative surplus of £2,287 million. 165 ATs had a cumulative deficit, with a total deficit figure of £50 million.

Income

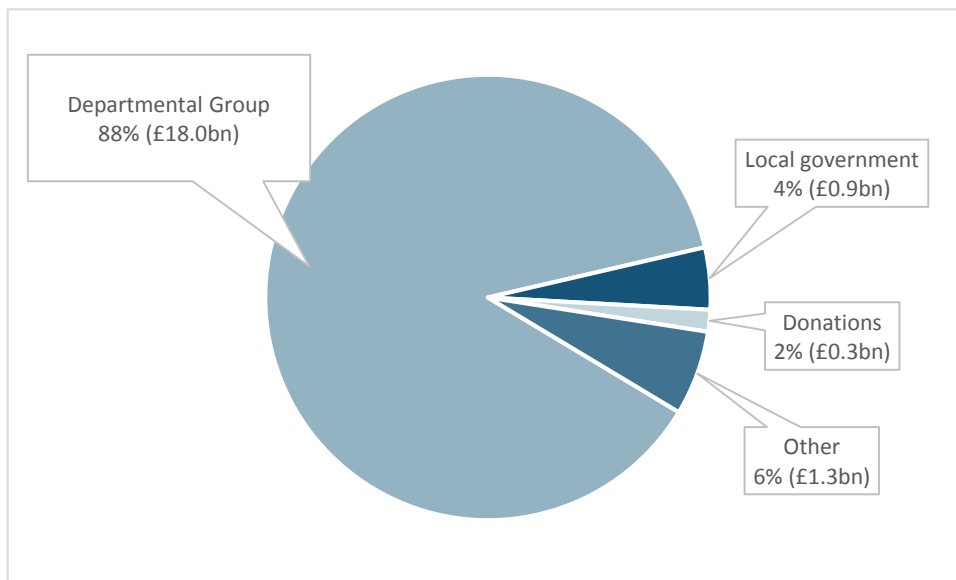
- 1.4 Revenue grants formed 83% of total income (£17.1 billion of a total £20.5 billion) with capital grants making up a further 9% of income (£1.9 billion). Figure 2 sets out the different types of income received by the sector.

Figure 2 – Types of income received for the year ending 31 August 2016



1.5 Income from the DfE and its component bodies made up 88% of total income received by the sector (£18.0 billion), with 4% (£0.9 billion) received from local government. An additional 6% (£1.3 billion) was received from other sources, including income from catering, rental and other fund generating activities. Sources of income are shown in Figure 3.

Figure 3 - Sources of income received for the year ending 31 August 2016



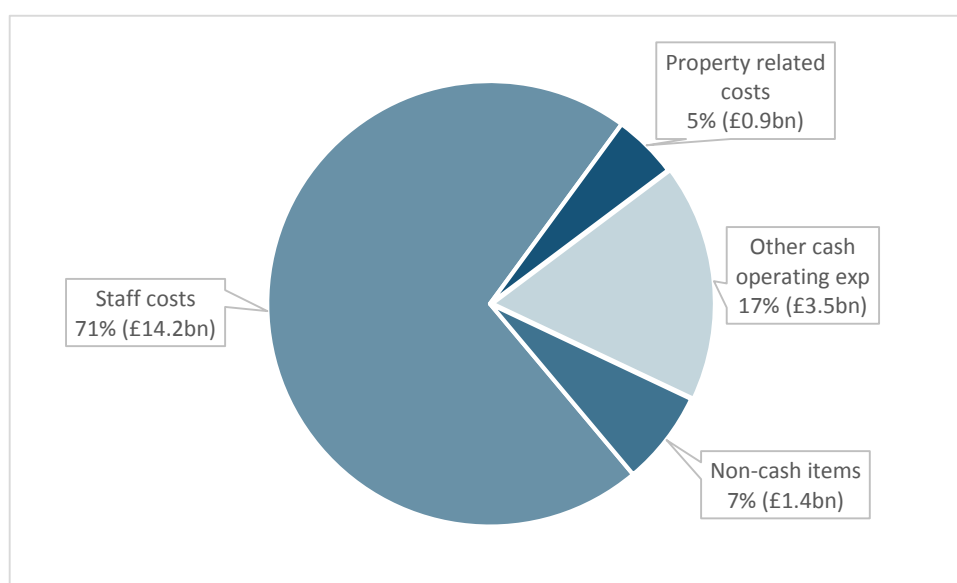
1.6 Further details are disclosed in Notes to the Accounts: 2 – Income. Further details of grants provided to the sector are disclosed in the grant tracker in section 8 of this report. Details of grants provided from the Department to the sector in the

2016-17 financial year (i.e. the year to 31 March 2017) are disclosed in the [DfE 2016-17 ARA](#)³.

Expenditure

- 1.7 Staff costs comprised 71% (£14.2 billion) of total staff and operating expenditure for the sector. A further 17% (£3.5 billion) was spent on other operating costs, including educational supplies and IT and telecommunications.
- 1.8 Figure 4 shows the different areas of expenditure of the sector. Further details are disclosed in Notes to the Accounts: 3 – Staff costs, and 4 – Other operating expenditure.

Figure 4 - Distribution of staff and operating costs for the year ending 31 August 2016



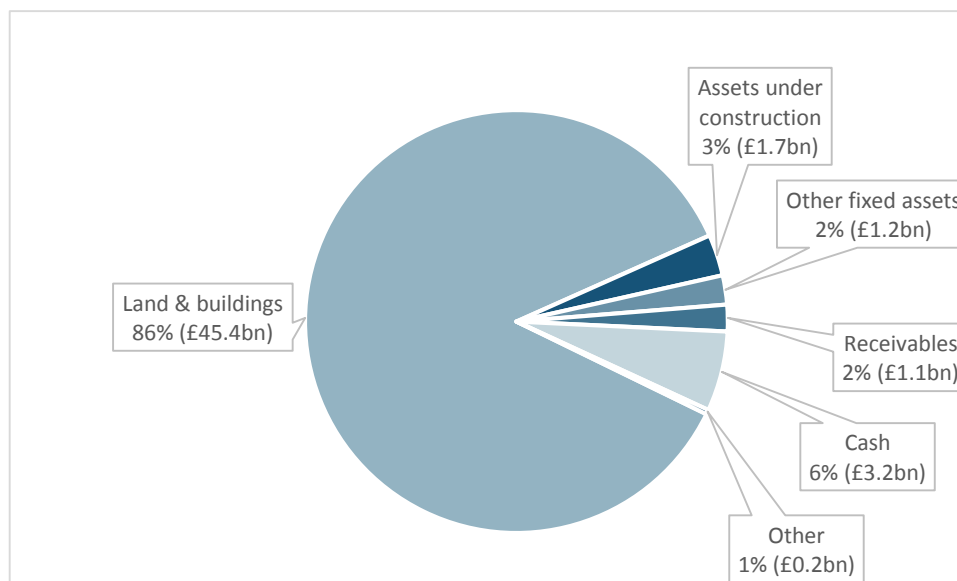
Assets and liabilities

- 1.9 The sector's assets at 31 August 2016 totalled £52.7 billion. Of these, land and buildings formed 86% (£45.4 billion), with assets under construction and other fixed assets being a further 3% (£1.7 billion) and 2% (£1.2 billion) respectively. Figure 5 shows the different types of asset held by the sector.

³ Department for Education ARA 2016-17:

https://www.gov.uk/government/uploads/system/uploads/attachment_data/file/630523/DfE_Consolidated_annual_report_and_accounts_2016-17_WEB.pdf

Figure 5 – Types of assets as at 31 August 2016



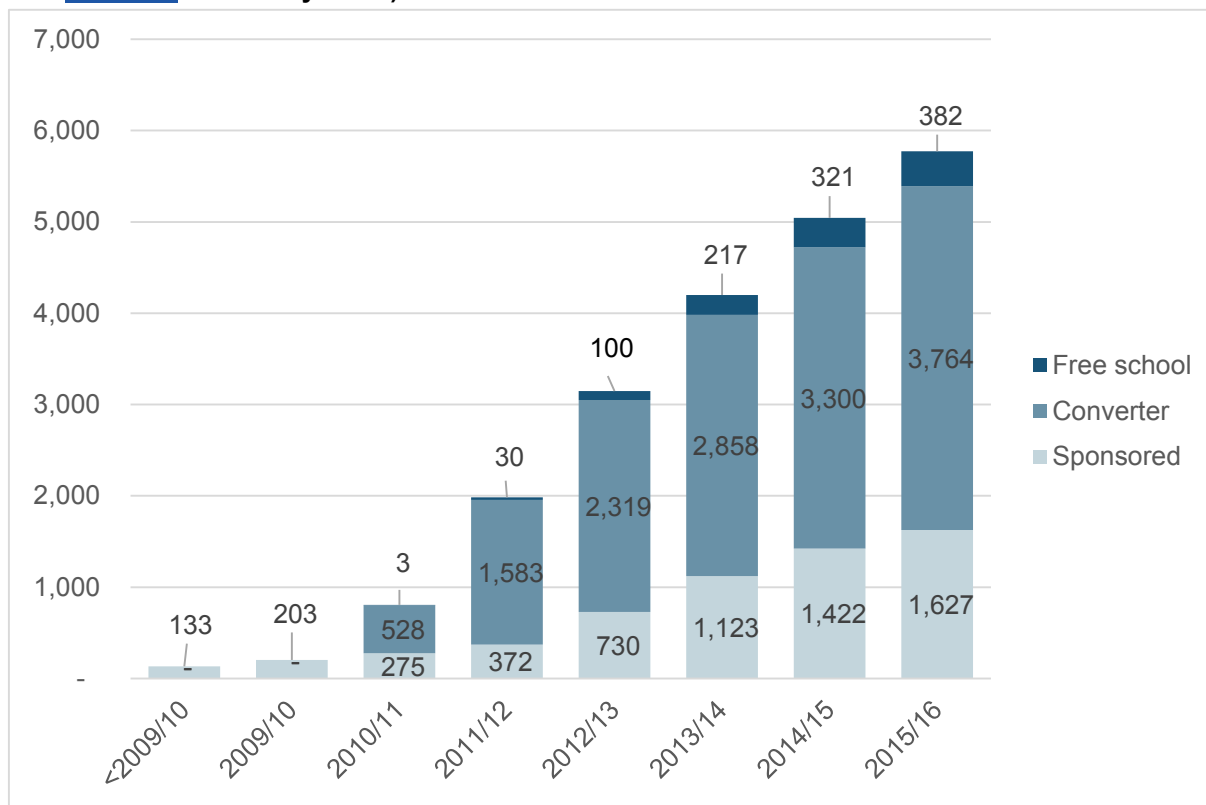
- 1.10 Cash holdings formed 6% (£3.2 billion) of total assets at the balance sheet date. This represents an average cash balance of c. £560,000 for each individual academy school – this is equivalent to less than two months of total income across the Sector. The level of cash balances is likely to be higher in August than at other times of year due to the high proportion of capital improvement works conducted over the summer months. Whilst cash balances have increased by £86 million in 2015/16, this is less than the cash balances (£103 million) brought into the sector by converting academies. Further detail is available in the accounts, specifically in the Consolidated Statement of Cash Flows.
- 1.11 The sector reported pension liabilities of £7.4 billion, increasing from £3.8 billion in the previous financial year. The primary driver of this increase was actuarial losses (£3.0 billion) based on changes in both demographic assumptions and the discount rate.
- 1.12 At 31 August 2016, 2,819 trusts had cumulative surpluses, with a total cumulative surplus of £2,287 million⁴ and a mean cumulative surplus of £811,000 per trust. There were 165 (5.5%) ATs with a cumulative deficit of funds. The total deficit figure was £50 million, with a mean deficit of circa £306,000 per trust.
- 1.13 Further details are provided in the Notes to the Accounts, particularly note 5 – Property, plant and equipment, note 9 – Cash and cash equivalents, and note 13 – Pension scheme disclosures.

⁴ ATs failing to submit a detailed accounts return for 2015/16 make up the difference between the figures quoted above and the 3,013 ATs consolidated into the SARA.

2. Sector development

2.1 The number of schools operating as academies in England continued to grow in 2015/16, with an increase in the number of academies of 14% between 31 July 2015 and 31 July 2016. Figure 6 shows the net growth of the academies programme over recent years.

Figure 6 - Net total⁵ of academies opened (by academy type) by 31 July⁶ (source: Academies sponsored and converter – [Edubase as at July 2016⁷](#); Free schools, including studio schools and UTCs - [KIM Mart⁸](#) as at July 2016)



2.2 Figure 7 shows the number of academies that were open at, and that opened during the year to 31 July 2016, broken down by different types of provision.

⁵ These figures are academies open at the end of the specified year, taking into account any closures during that year. Between 1 August 2015 and 31 July 2016, 24 academies closed. These are listed in Annex 1.

⁶ In August 2016, 52 academies opened. A further 22 academies closed in August 2016, and are listed in Annex 1.

⁷ Number of Academies data: <https://www.gov.uk/government/publications/open-academies-and-academy-projects-in-development>

⁸ Number of Free schools data: <https://www.gov.uk/government/publications/free-schools-open-schools-and-successful-applications>

Figure 7 - Number of academies by type and provision open and opened by 31 July 2016⁹ (source: Academies sponsored and converter – [Edubase as at July 2016](#)¹⁰; Free schools, including studio schools and UTCs - [KIM Mart](#)¹¹ as at July 2016)

		Provision type				Total
		Academy type	Primary	Secondary	Special	
Opened in year 2015/16	Sponsored	158	38	10	2	208
	Converter	378	52	30	17	477
	Free school	24	35	5	4	68
	Total	560	125	45	23	753
Total open at 31 July 2016	Sponsored	984	597	33	13	1,627
	Converter	2,141	1,431	149	43	3,764
	Free school	117	214	19	32	382
	Total	3,242	2,242	201	88	5,773

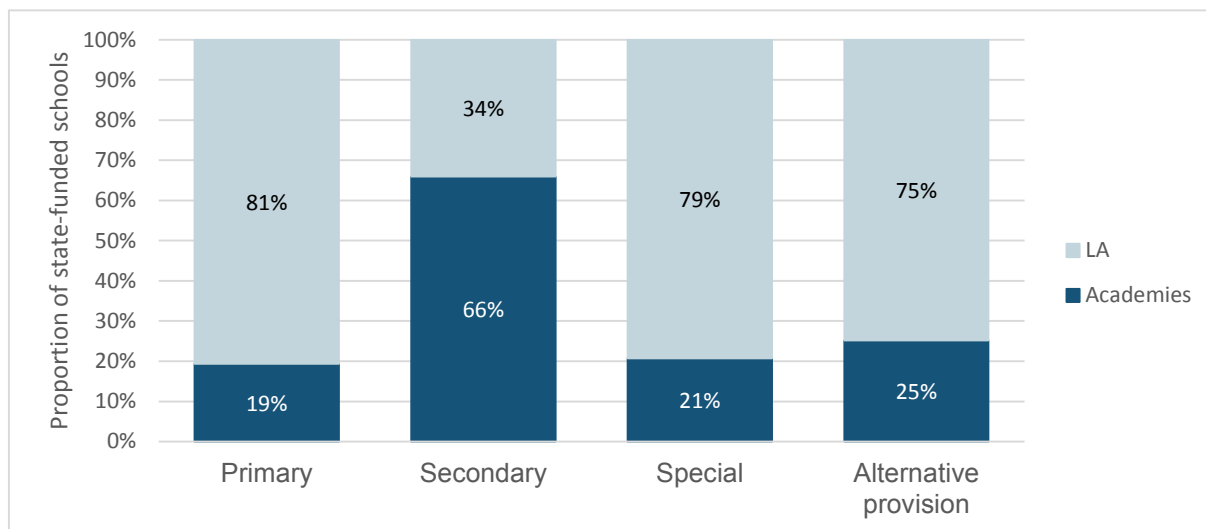
2.3 At 31 July 2016, 27% of state-funded schools were operating as academies, although this proportion varied by type of provision, as shown in Figure 6. While academies accounted for 66% of all secondary provision, they accounted for between 19% and 25% of other types of provision. This is because the academies programme was initially focused on secondary school provision. Additionally, as there are fewer state-funded secondary schools than primary schools, a smaller number of secondary academies represents a bigger proportion of state-funded secondary schools.

⁹ Restated for 31 August 2016 in Annex 1

¹⁰ Number of Academies data: <https://www.gov.uk/government/publications/open-academies-and-academy-projects-in-development>

¹¹ Number of Free schools data: <https://www.gov.uk/government/publications/free-schools-open-schools-and-successful-applications>

Figure 8 - Proportion of state-funded schools operating as academies by provision type at 31 July 2016¹² (source: Academies sponsored and converter – [Edubase as at July 2016](#)¹³; Free schools, including studio schools and UTCs - [KIM Mart](#)¹⁴ as at July 2016)



- 2.4 Academies as a proportion of state-funded provision continued to vary by LA (see Annex 2). Of the 152 LAs in England, all but one offered state-funded primary provision. Eleven LAs had at least 50% of their state-funded primary provision operating as academies. There were no LAs where all state-funded primary schools were academies. Four LAs had no primary academy provision, and 19 had 5% or less primary academy provision.
- 2.5 State-funded secondary level provision was provided by 151 LAs. There were seven LAs where all provision was through academies, and a further 105 where more than 50% were academies. Two LAs had no state-funded secondary academy provision, but all others had at least 10%.
- 2.6 State-funded special provision was offered by 150 LAs. 58 LAs had no academy special provision, 58 LAs had less than 50% academy special provision, and 34 LAs had 50% or more, including six with 100% academy provision.

¹² At 31 August 2016, 20% of primary schools were operating as academies. The proportion of secondary schools, special schools and alternative provision operating as academies were as at 31 July 2016.

¹³ Number of Academies data: <https://www.gov.uk/government/publications/open-academies-and-academy-projects-in-development>

¹⁴ Number of Free schools data: <https://www.gov.uk/government/publications/free-schools-open-schools-and-successful-applications>

- 2.7 There were 141 LAs with state-funded alternative provision, of which 86 LAs had no academy alternative provision, and 15 had less than 50%. There were 40 LAs with 50% or more - including 22 with 100% - academy alternative provision.

Multi-academy Trusts

- 2.8 A recent research report the [academy trust survey 2017](#)¹⁵ by the Department identified a number of different factors for academies joining a Multi-academy Trust (MAT). These included:

- a shared vision and ethos;
- to benefit from the support of other schools;
- geographical proximity;
- to realise procurement savings; and
- to support other schools.

- 2.9 The [academy trust survey 2017](#) showed that primary schools perhaps have the most to gain¹⁶ from being in a MAT. For example, by pooling resources, they can procure specialist teaching expertise – for instance in languages – that small schools may not otherwise be able to access. They are also able to centralise some business functions, which can make them more efficient, and can free up heads' time to focus on improvement in their schools. These opportunities also apply to special and alternative provision, which have a higher proportion of schools in MATs than secondary academies.

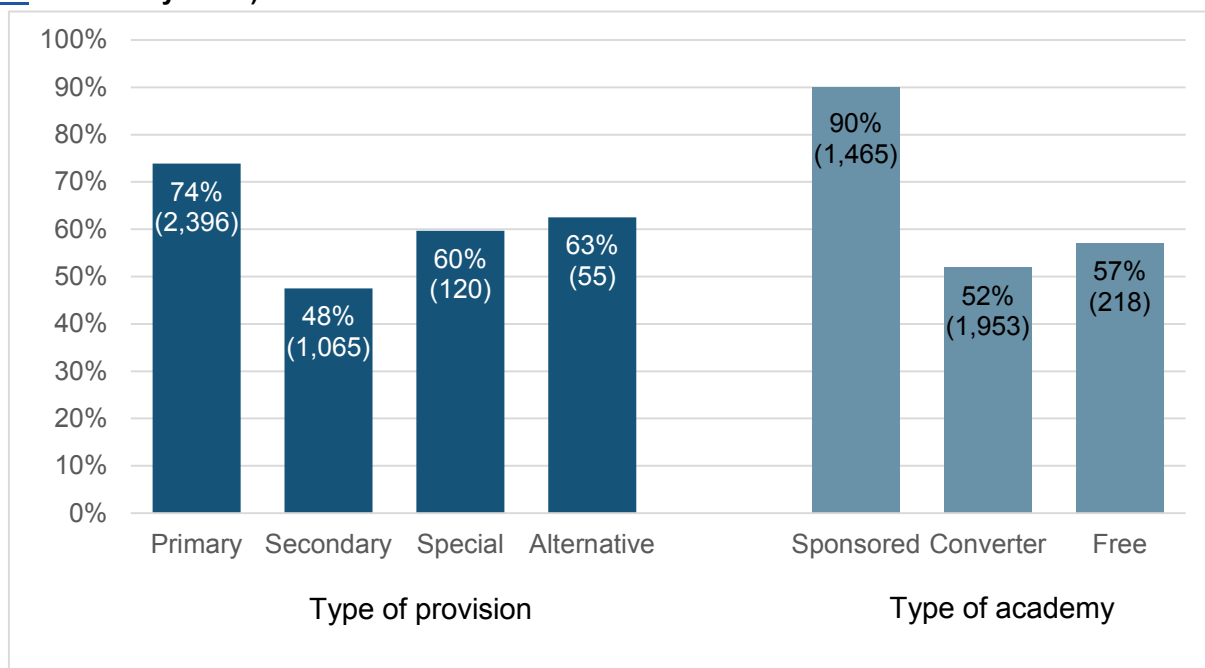
- 2.10 At 31 July 2016, there were 3,636 (63%) academies, free schools, studio schools and UTCs in a MAT with more than one academy, forming 763 MATs. There were 2,137 academies, free schools, studio schools and UTCs in a SAT, or in a MAT with only one academy¹⁷. Figure 9 shows the number of MATs broken down by phase and type of academy.

¹⁵ AT Survey: <https://www.gov.uk/government/publications/academy-trust-survey-2017>

¹⁶ AT Survey: <https://www.gov.uk/government/publications/academy-trust-survey-2017>

¹⁷ This can occur where an academy is seeking to set up a MAT chain as the lead academy, so changes its constitution before brokering a formal relationship with other academies.

Figure 9 - Academies in MATs as at 31 July 2016¹⁸ by phase and type (source: Academies sponsored and converter – [Edubase as at July 2016](#)¹⁹; Free schools, including studio schools and UTCs - [KIM Mart](#)²⁰ as at July 2016)

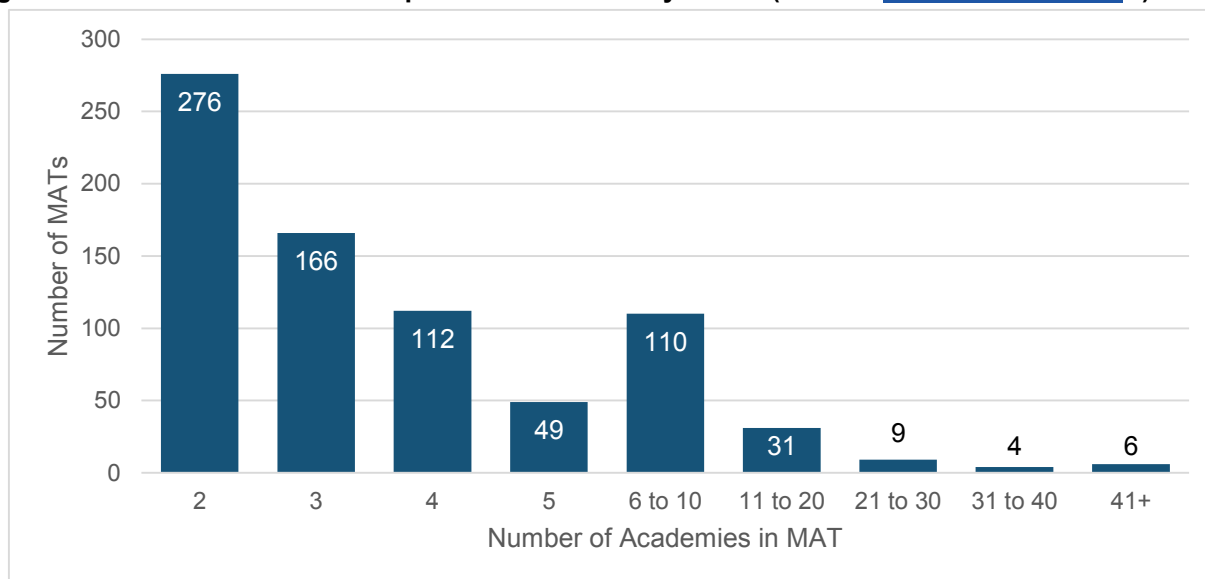


- 2.11 Sponsored academies are more likely to be part of a MAT than other types of academy as the majority of sponsors are other ATs. More information on academy sponsorship is provided in paragraph 2.14.
- 2.12 The mean number of academies in a MAT is five. The smallest have two academies (although some single-academy trusts are technically constituted as MATs), while the largest have 62. Figure 10 shows the variation in the number of academies per MAT.
- 2.13 In late 2016, the National Schools Commissioner developed a small-scale pilot to understand how the sharing of experience between larger MATs and smaller MATs might support MATs to grow sustainably. The checks respond to a need – identified by MATs – for greater sharing of experience between MATs. The pilot has been testing a model of peer review where the chief executive of a larger MAT spent up to three days with a smaller MAT, helping the latter to identify areas to focus on as they grow.

¹⁸ Restated for 31 August 2016 in Annex 1

¹⁹ Number of Academies data: <https://www.gov.uk/government/publications/open-academies-and-academy-projects-in-development>

²⁰ Number of Free schools data: <https://www.gov.uk/government/publications/free-schools-open-schools-and-successful-applications>

Figure 10 – Number of academies per MAT as at 31 July 2016²¹ (source: [Edubase July 2016²²](#))

Sponsorship as a tool to support rapid school improvement

- 2.14 Underperforming schools can be supported by a sponsor. Sponsors work with their academies through the AT and are responsible for the academy’s educational performance, governance and financial management.
- 2.15 Sponsors can come from different backgrounds including universities, independent schools, businesses, charities, faith organisations, as well as existing multi and single ATs. In order to be approved as a sponsor the organisation needs to demonstrate it has the capacity and capability to drive up standards and provide effective school improvement. Sponsor status is granted by the relevant Regional Schools Commissioner (RSC), advised by the Head Teacher Board (HTB) for the region.
- 2.16 As at 31 July 2016²³, there were 949 approved academy sponsors (compared with 741 in July 2015), of which 63% (599) are existing ATs.

Strengthening trusts’ boards

- 2.17 The Department funds [The Academy Ambassadors programme](#)²⁴, a free service matching business people and professionals with MATs looking to strengthen their boards, which has resulted in experienced business leaders providing support to

²¹ Restated for 31 August 2016 in Annex 1

²² Number of Academies data: <https://www.gov.uk/government/publications/open-academies-and-academy-projects-in-development>

²³ The same at 31 August 2016

²⁴ Academy Ambassadors programme: <https://www.academyambassadors.org/>

MATs by joining trust boards as non-executive directors. As at 31 July 2016, 249 business leaders were involved in supporting MATs through the programme.

How academies support school improvement as ‘system leaders’

2.18 Academies take part in a range of school improvement programmes. These include:

- **Teaching schools (TS)** - These are outstanding schools with responsibility for collaborating with other institutions in their local area to deliver initial teacher training (ITT), professional development, succession planning, school-to-school support and research and development. As at 31 July 2016, there were 387 academies with teaching school status, representing 53% of all state-funded TS.
- **National Leaders of Education & National Support Schools (NLEs/NSSs)** - NLEs are head teachers of outstanding schools who, together with the staff from their school (NSSs), use their skills and experience to aim to improve the quality of teaching and leadership in schools in challenging circumstances. As at 31 July 2016, there were 1,202 NLEs, 599 of whom were working in academies. This number represented 46% of all NLEs.
- **Maths Hubs (MHs)** – MHs are partnerships between good and outstanding schools, ATs and other organisations that have specialist expertise to support mathematics education. Each hub is led by a school or college that brings together partners to address changing maths education priorities. For example, addressing change in maths education or preparing for curriculum and qualification change. Of the 35 schools currently acting as MHs leads, 28 (80%) are academies.
- **National Leaders of Governance (NLGs)** - NLGs are highly effective chairs of governors who support chairs of governors in other schools. In July 2016, there were 511 NLGs, 202 of whom were working in academies (40% of all NLGs).

How system leaders and RSCs are working together to support school-led improvement

2.19 RSCs have worked with the TS Council (TSC) and National College for Teaching and Leadership to identify schools and academies in need of support and prioritise applications through the school-to-school support fund. Two rounds of awards were issued to schools and academies immediately before or during the 2015/16 academic year:

- Round two issued £5 million in Spring 2015; and

- Round three issued an additional £5 million in Autumn 2015.

2.20 Working collaboratively helps target funding to areas most in need of support and leaves MATs in a position to provide support to academies in their own trust, as well as partners who may belong to another trust.

Supporting schools to maximise value from resources

2.21 The Department is committed to helping schools improve outcomes for pupils and promote social mobility by getting the best value for money from all of their resources. The Department provides schools with support, guidance and tools to help them maximise their efficiency and long-term financial health.

2.22 This support includes providing practical help by giving schools access to deals which allow them to get better value goods and services. During 2015/16 schools were able to take advantage of a number of national deals recommended by the Department including the Risk Protection Arrangement (RPA) (academies only), an MOU with Microsoft and an Energy for Schools deal, Multi-Functional Devices framework and ICT Services framework through the Crown Commercial Services (CCS).

2.23 The Department works closely with academy consultative groups and sector bodies to provide the information, advice and support that is most helpful to the sector.

2.24 Work in this area included:

- hosting resources;
- issuing guidance material;
- providing training: face to face and remote;
- running events and workshops;
- hosting working groups; and
- sharing best practice through the Department's good practice library.

3. Equality and provision for vulnerable and disadvantaged pupils

- 3.1 Statistics on pupil characteristics are obtained on an annual basis through the School Census, with information in this report taken from the January 2016 results, to be congruent with the reporting period. Academic attainment by pupil characteristic is provided in Figures 16 and 19.

Gender

- 3.2 The gender split in primary academies is broadly in line with the national average. Boys represent 50.9% of the intake at primary converter academies and 51.1% at sponsored academies, compared with 51.0% across all state-funded primary schools. 50.4% of pupils at secondary converter academies are girls, compared with 49.7% across all state-funded secondary schools (see Figure 11).

Ethnicity

- 3.3 Sponsored academies have a higher percentage of minority ethnic pupils than the national average. Conversely, converter academies have a lower percentage of minority ethnic pupils than the national average.
- 3.4 In 2016 across all state funded primary schools, 31.4% of pupils were from a minority ethnic group. In primary sponsored academies, the percentage of pupils from a minority ethnic group was 37.7% and in primary converter academies it was 26.7%. In 2016, across all state-funded secondary schools, 27.9% of pupils were from a minority ethnic group. In secondary sponsored academies the percentage was 31.6% and in secondary converter academies it was 24.6% (see Figure 11).

Figure 11 – Distribution of gender and ethnicity of pupils split by type and phase of academy as at January 2016 (source: School Census January 2016)

	Sponsored	Converter	Free Schools ²⁵	LA Maintained	All State-funded
Mainstream Primary Schools					
Gender					
Boys	51.1%	50.9%	51.7%	51.0%	51.0%
Girls	48.9%	49.1%	48.3%	49.0%	49.0%
Ethnicity					
White	71.1%	78.8%	44.7%	74.8%	75.0%
Mixed	6.2%	5.4%	10.2%	5.7%	5.7%
Asian	11.7%	8.8%	27.2%	10.8%	10.6%
Black	7.3%	4.5%	10.6%	5.8%	5.7%
Chinese	0.4%	0.4%	0.7%	0.4%	0.4%
Any other Ethnic Group	2.2%	1.3%	4.0%	1.9%	1.8%
Unclassified	1.0%	0.8%	2.6%	0.7%	0.7%
Total ²⁶	100%	100%	100%	100%	100%
Minority Ethnic Pupils ²⁷	37.7%	26.7%	64.9%	31.5%	31.4%
Mainstream Secondary Schools					
Gender					
Boys	51.7%	49.6%	57.7%	50.1%	50.3%
Girls	48.3%	50.4%	42.3%	49.9%	49.7%
Ethnicity					
White	73.9%	78.9%	58.8%	74.6%	76.3%
Mixed	5.0%	4.5%	6.6%	4.5%	4.7%
Asian	9.4%	9.4%	19.0%	11.6%	10.3%
Black	7.8%	4.1%	8.3%	6.1%	5.5%
Chinese	0.3%	0.5%	0.4%	0.3%	0.4%
Any other Ethnic Group	2.2%	1.4%	2.2%	1.6%	1.6%
Unclassified	1.3%	1.1%	4.8%	1.2%	1.2%
Total ²⁶	100%	100%	100%	100%	100%
Minority Ethnic Pupils ²⁷	31.6%	24.6%	42.7%	30.0%	27.9%

²⁵ Including studio schools and UTCs.

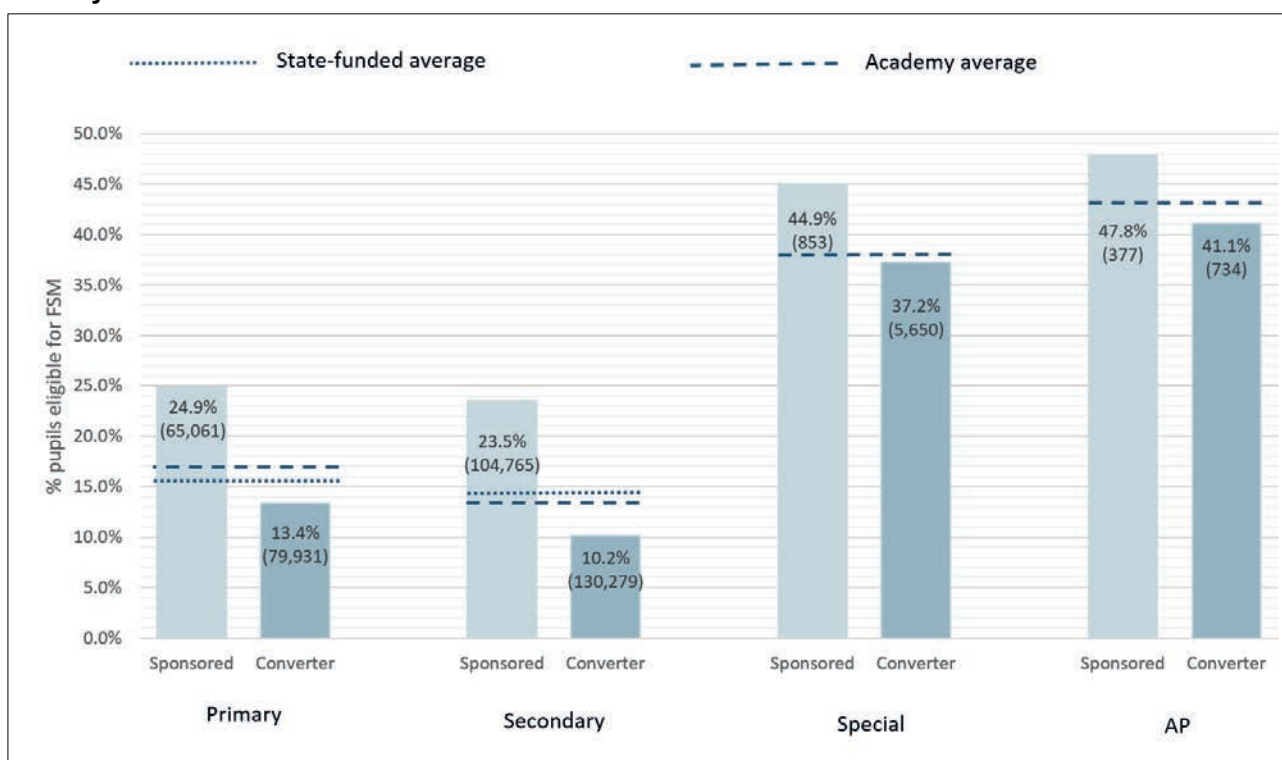
²⁶ Individual columns may not add up to exactly 100% due to rounding.

²⁷ Includes all pupils classified as belonging to an ethnic group other than White British.

Pupils eligible for Free School Meals

3.5 Overall, the percentage of pupils eligible for and claiming free school meals (FSM) in primary academies is higher than the national average across all state-funded primary schools. In January 2016, 17.0% of academy pupils were known to be eligible for and claiming FSM, compared with 15.2% across all state funded primary schools (see Figure 12). Conversely, the percentage of FSM pupils in all secondary academies is lower than the average across all state-funded schools. In secondary academies, 13.5% of pupils were known to be eligible for and claiming FSM compared with 14.1% across all state-funded secondary schools.

Figure 12²⁸ – Percentage of pupils eligible for and claiming FSM by type and phase of academy as at January 2016



3.6 In primary and secondary sponsored academies, there is a higher percentage of pupils eligible for and claiming FSM than the national average. At primary level, 24.9% of pupils in sponsored academies are eligible for and claiming FSM compared with 15.2% across all state-funded primary schools. In secondary sponsored academies, 23.5% of pupils are eligible for and claiming FSM, compared with 14.1% in all state-funded secondary schools. The percentage of FSM pupils in converter academies is lower than the national average at both primary (13.4%) and secondary (10.2%) level.

²⁸ Details in table A in Annex 3

Special educational needs

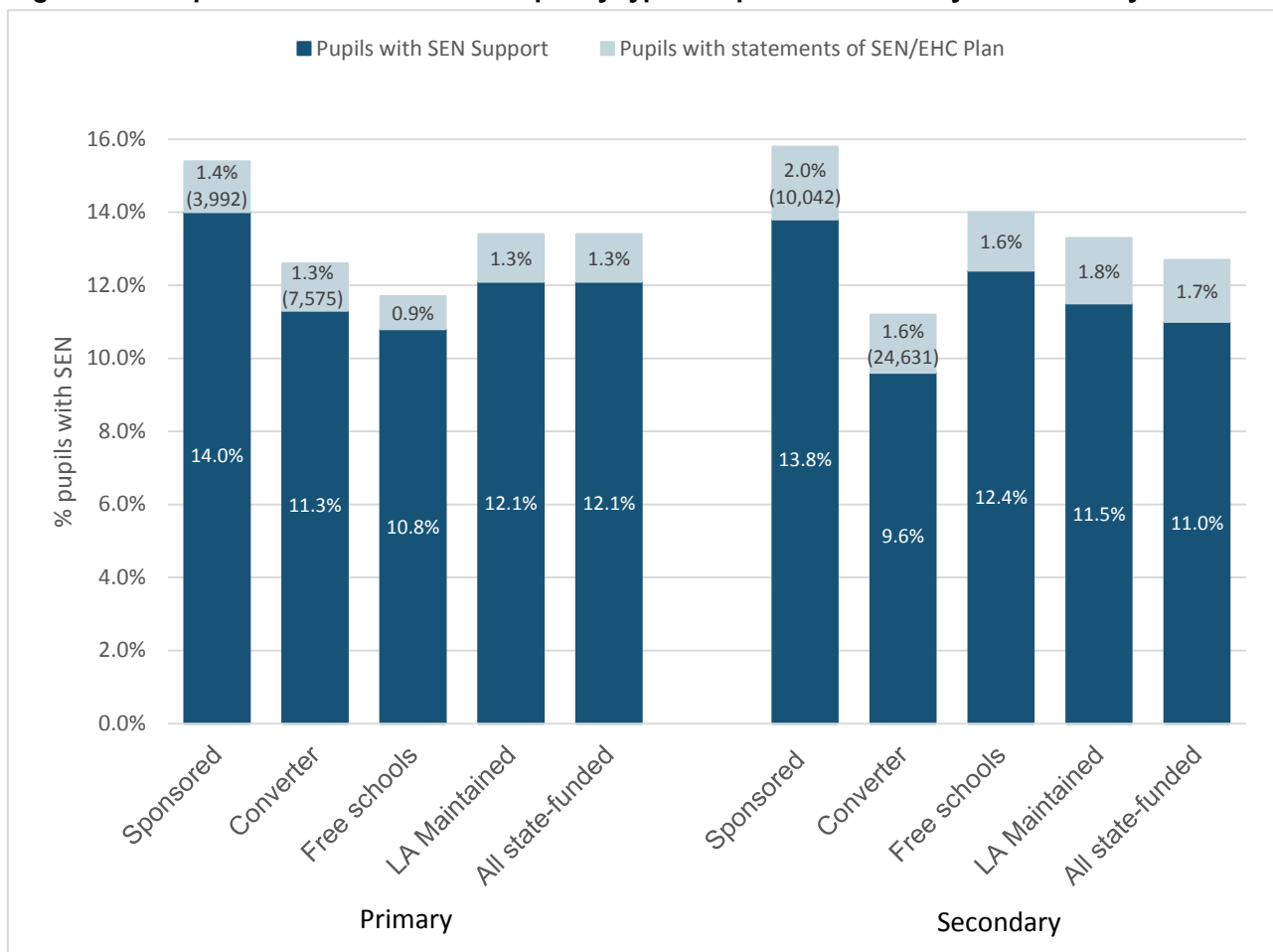
- 3.7 The law and statutory guidance on [special educational needs \(SEN\)](#)²⁹ and [exclusions](#)³⁰ apply equally to academies and LA maintained schools. Under the [Children and Families Act 2014](#), academies have a duty to promote and safeguard the education of children and young people with SEN.
- 3.8 Academies have a similar proportion of pupils with SEN to that of all state-funded schools. Sponsored academies have a higher percentage of pupils with SEN than the national average, whilst converter academies are below the national average.
- 3.9 In January 2016, across all state-funded primary schools, 13.4% of pupils were identified as having a special educational need. In primary sponsored academies, the percentage was 15.4% and in primary converter academies it was 12.5%. In primary free schools, 11.7% of pupils were identified as having SEN.
- 3.10 Across all state-funded secondary schools, 12.7% of pupils were identified as having SEN. In secondary sponsored academies, the percentage was 15.7%³¹ and in secondary converter academies it was 11.2%. In secondary free schools, 14.0% of pupils were identified as having SEN (see Figure 13).

²⁹ The *Children and Families Act 2014*: <http://www.legislation.gov.uk/ukpga/2014/6/contents/enacted> and the associated SEND Code of Practice - <https://www.gov.uk/government/publications/send-code-of-practice-0-to-25>

³⁰ Statutory guidance on school-exclusion: <https://www.gov.uk/government/publications/school-exclusion>

³¹ Using unrounded data

Figure 13³² – Special Educational Needs split by type and phase of academy as at January 2016

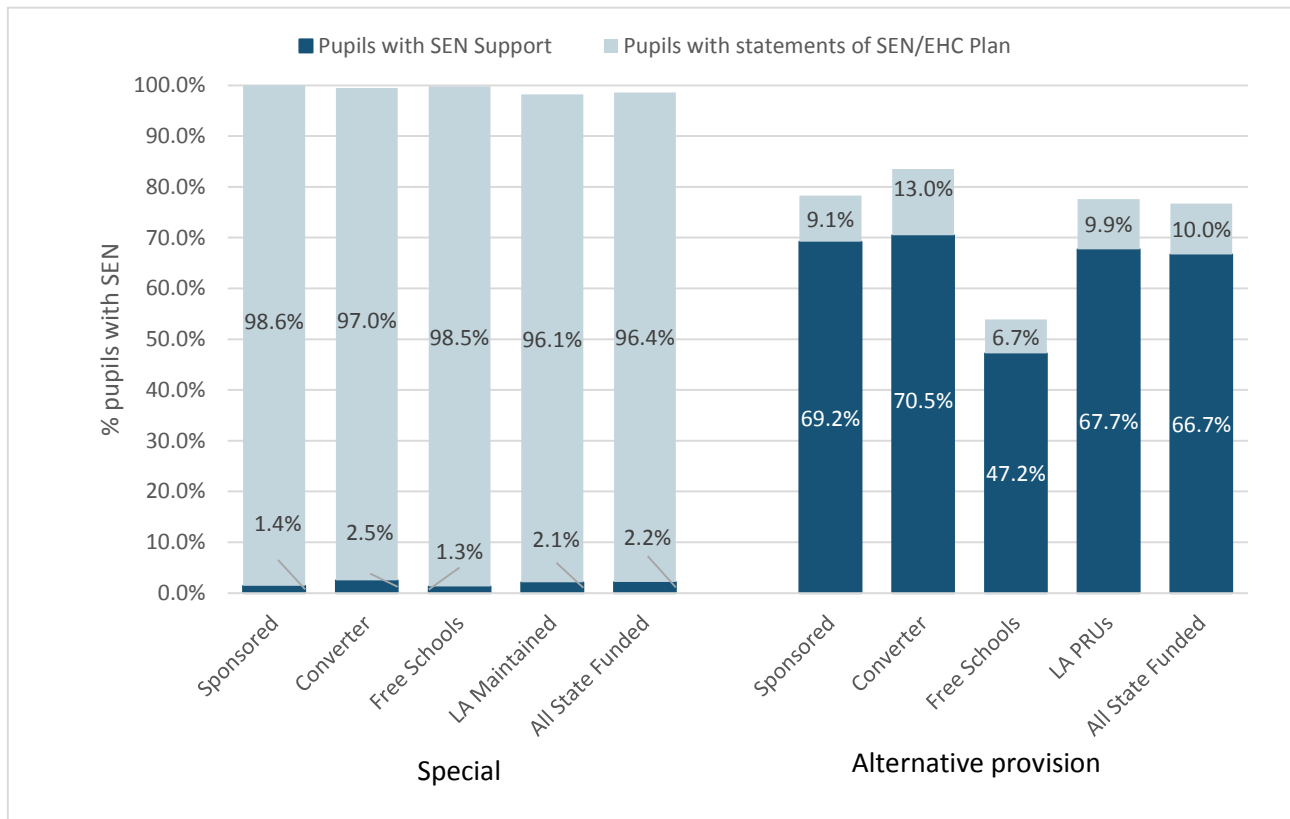


3.11 Special academies have close to 100% of pupils with some SEN requirement, with almost all requiring a statement of SEN or an Education, Health and Care (EHC) plan - see Figure 14. Proportions of SEN requirements and support across all types of state-funded special schools are similar.

3.12 Although offering a different type of provision, three-quarters of pupils in alternative provision (AP) have SEN requirements, with a smaller proportion with a statement of SEN or EHC plan. Converter AP academies have 83.5% of pupils identified as SEN, while sponsored AP academies have 78.3%, both slightly higher than LA provision. However, AP free schools have 53.9% of pupils identified as SEN, lower than other types of state-funded AP.

³² Details in table B in Annex 3

Figure 14³³: Percentage of pupils with SEN requirements in special and AP academies as at January 2016



³³ Details in table B in Annex 3

4. Educational performance

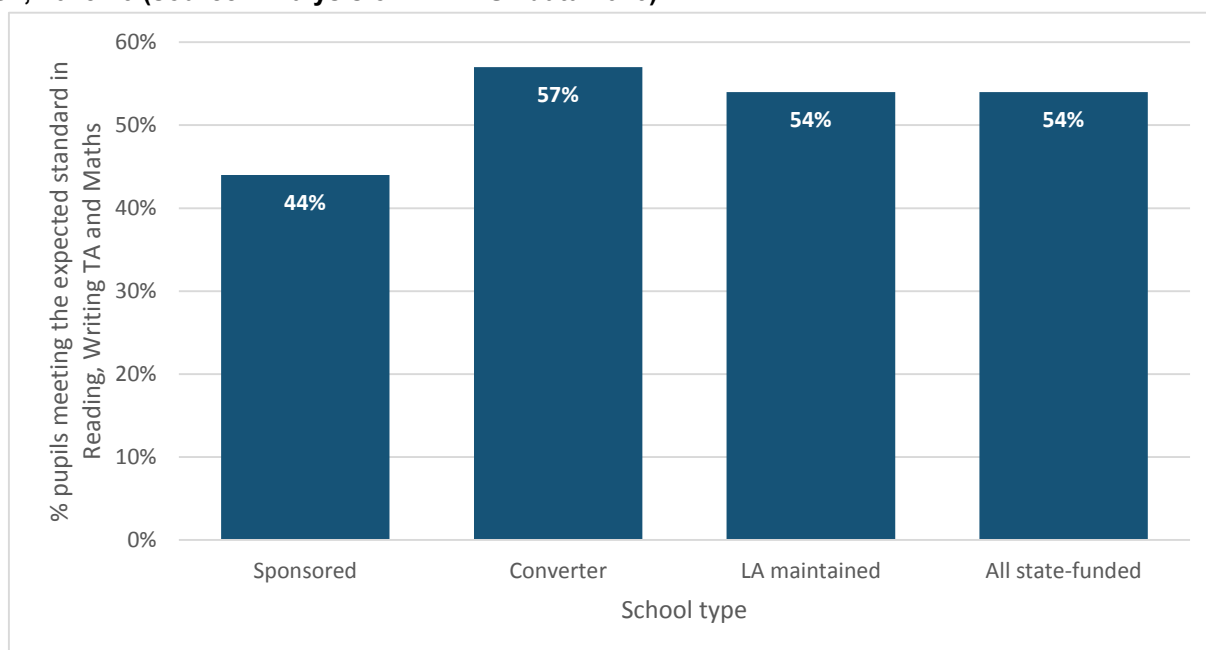
- 4.1 Comparisons between sponsored academies and LA schools are complex. For example, many of the poorest performing schools have now become sponsored academies, which raises the average quality of the remaining LA maintained schools. Conversely, many high performing LA maintained schools have become converter academies and this can act to reduce the average quality of the remaining LA maintained schools. In addition, the group of schools included in each category changes from one year to the next. This means that comparing the headline performance figures reflects not only the change in performance and the effect of reforms, but also the change in school composition.
- 4.2 Educational attainment results, and some progress measures, are published in performance tables for key stage 2 (KS2 - pupils aged between 7 and 11). This report focuses on the results from externally marked testing, done at KS2, key stage 4 (KS4 - pupils aged between 14 and 16), and level 3 (usually pupils aged 16-19).
- 4.3 Academy performance statistics refer to those academies that had been open for at least one full academic year. That means the statistics in this report refer to academies that were open by September 2015.

Performance at primary academies

- 4.4 The 2016 KS2 assessments were the first to assess the new national curriculum which was introduced in 2015. Because of these changes to the curriculum, figures for 2016 are not comparable to those for earlier years.
- 4.5 At KS2, there are externally graded tests taken in maths and reading, and writing is teacher assessed (TA) over the academic year. Looking at the combined results for all three assessments (see Figure 15), average KS2 attainment in sponsored academies is below the average for LA maintained mainstream schools and the average across all state-funded schools. Converter academies have a higher percentage of pupils achieving the expected standard in the three assessments than other types of school as shown in the [national curriculum assessments data](#)³⁴. This may be partly explained by the fact that sponsored academies tended to be low performing schools before they became academies, while schools that chose to convert to academy status were often high performing schools before conversion.

³⁴ National Curriculum assessments KS2 data: <https://www.gov.uk/government/statistics/national-curriculum-assessments-key-stage-2-2016-revised> - table N5b

Figure 15³⁵: percentage of pupils meeting the expected standard in reading, writing TA and maths at KS2, 2015/16 (source: Analysis of NPD KS2 data 2016)



- 4.6 Both sponsored and converter academies that had been open for five or more years had a higher percentage of pupils reaching the expected standard as shown in the [national curriculum assessments data](#)³⁶. For converter academies opened this long, 61% of pupils reached the expected standard in all three subjects³⁷, eight percentage points³⁸ higher than the national average for all schools.
- 4.7 Data from the National Pupil Database (NPD) enables results to be broken down by pupil characteristics as shown in the [national curriculum assessments data](#)³⁹. This shows that at KS2, a smaller proportion of pupils eligible for FSM met the expected standard in maths, reading and writing in comparison to pupils at the same type of school who were not eligible for FSM.
- 4.8 The gap between the percentage of FSM pupils and all other pupils meeting the expected standard in all three assessments is smallest in sponsored academies compared to other school types. The gap is 14 percentage points in sponsored academies compared with 22 percentage points in converter academies and 20 percentage points in LA maintained schools.

³⁵ Details in table E, including more detailed breakdown by subject and pupil characteristic in Annex 3

³⁶ National Curriculum assessments KS2 data: <https://www.gov.uk/government/statistics/national-curriculum-assessments-key-stage-2-2016-revised> - Table N6

³⁷ National Curriculum assessments KS2 data: <https://www.gov.uk/government/statistics/national-curriculum-assessments-key-stage-2-2016-revised> - Table N6

³⁸ Based on unrounded data

³⁹ The data drawn from the NPD to support this chapter is available to read in the supplementary statistics published alongside this Academies Annual Report

4.9 A full breakdown of proportion of pupils meeting the expected standard by pupil characteristic and academy type is provided in Figure 16.

Figure 16: Percentage of pupils meeting the expected standard in reading, writing TA and maths at KS2 – the darker cells indicate lower percentage, and lighter indicate a higher percentage. (source: Analysis of NPD KS2 data 2016)

	Sponsored	Converter	LA maintained	All state-funded
All Pupils	44	57	54	54
Pupils eligible for and claiming free school meals	33	38	37	37
All other pupils	47	60	57	57
Asian	48	61	56	56
Black	49	53	52	52
Chinese	65	70	72	71
Mixed	48	59	57	56
White	42	57	54	54
Any other ethnic group	42	57	50	50
Unclassified	32	52	43	43
No Identified SEN	51	65	62	62
All SEN pupils	13	17	15	15
SEN Support	13	17	16	16
SEN with a statement or EHC plan	8	12	11	11

4.10 Pupil progress in primary school is calculated at school level by comparing a pupils' KS2 assessment results against those of pupils nationally who had similar starting points, as identified through the teacher assessed key stage 1 attainment.

4.11 On average, pupils in sponsored academies made less progress than pupils with similar prior attainment in other types of schools, [in reading, and mathematics](#)⁴⁰, but more progress in writing.

4.12 On average, pupils eligible for FSM made less progress than those not eligible for FSM at the same school. A full breakdown of progress results by subject and pupil characteristic is available in annex 3.

Performance at secondary academies

4.13 In 2016, a new secondary school accountability system was implemented. The headline measures for schools were:

- attainment in GCSE English and maths (A*- C); and

⁴⁰ National Curriculum assessments KS2 data: <https://www.gov.uk/government/statistics/national-curriculum-assessments-key-stage-2-2016-revised> - table N5b

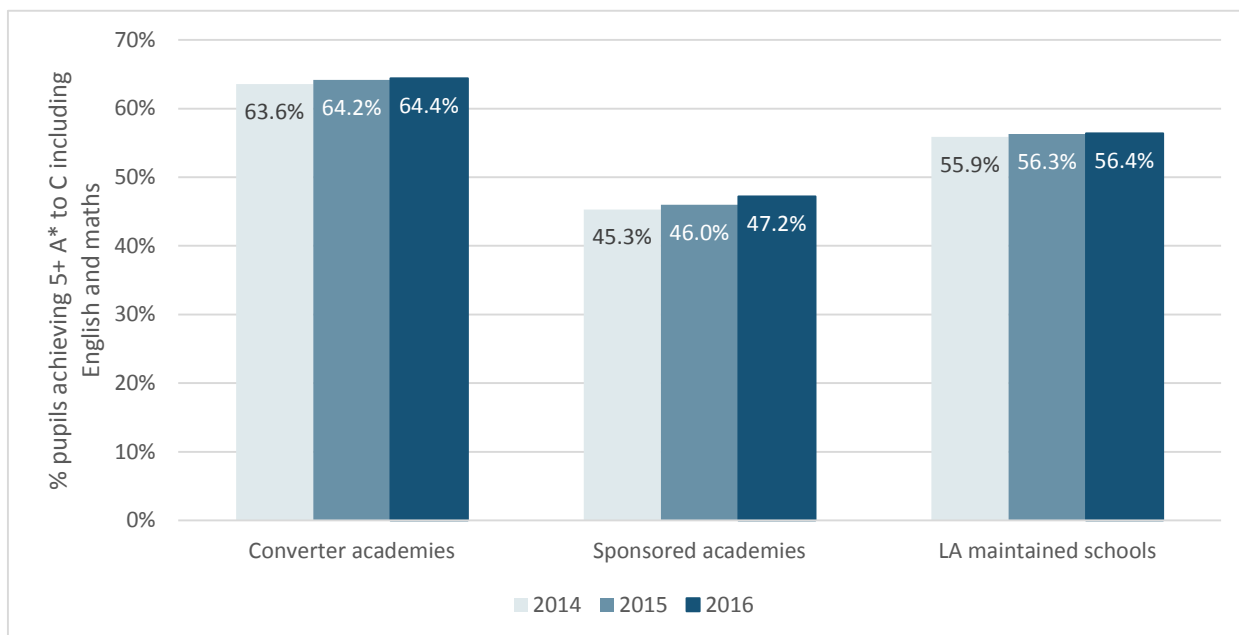
- Attainment 8 and Progress 8⁴¹ scores.

- 4.14 Care is needed when comparing results between years since these changes may lead schools to prioritise different areas of performance.
- 4.15 The numbers of free schools, UTCs and studio schools with year 11 pupils are too small to allow robust conclusions to be drawn about their performance at the end of key stage 4⁴², or to make comparisons between years. Around a third of the free schools which currently have results are former independent schools rather than new provision, because most new free schools have only been open for a relatively short time and many do not yet have a year 11 cohort.
- 4.16 The percentage of pupils achieving 5 or more A* to C GCSEs including English and maths has increased by 1.9 percentage points since 2014 for sponsored academies (Figure 17). These schools have improved for the last two years but remained below the national average.
- 4.17 In converter academies, the percentage of pupils achieving 5 or more A* to C GCSEs including English and maths has increased by around 0.2 percentage points since 2015 for converter academies (Figure 18). This means that there has been an improvement in performance for the last two years and that performance remains above the national average for LA maintained schools.

⁴¹ Attainment 8 & Progress 8: <https://www.gov.uk/government/publications/progress-8-school-performance-measure>

⁴² There are 32 free schools, 28 university technical colleges (UTCs) and 31 studio schools with results in 2016

Figure 17⁴³ : Percentage of pupils achieving 5 or more A* to C GCSEs including English and Maths by year and academy type in 2014, 2015 and 2016⁴⁴



4.18 For both sponsored and converter academies open for three years or more, there is correlation between the length of time the academy has been open and percentage of pupils achieving 5 or more A* to C GCSEs including English and Maths, as shown in Figure 18.

Figure 18⁴⁵ : Percentage of pupils achieving 5 or more A* to C GCSEs including English and Maths by number of academic years open and academy type in 2015/16⁴⁶

⁴³ Details in table F in Annex 3

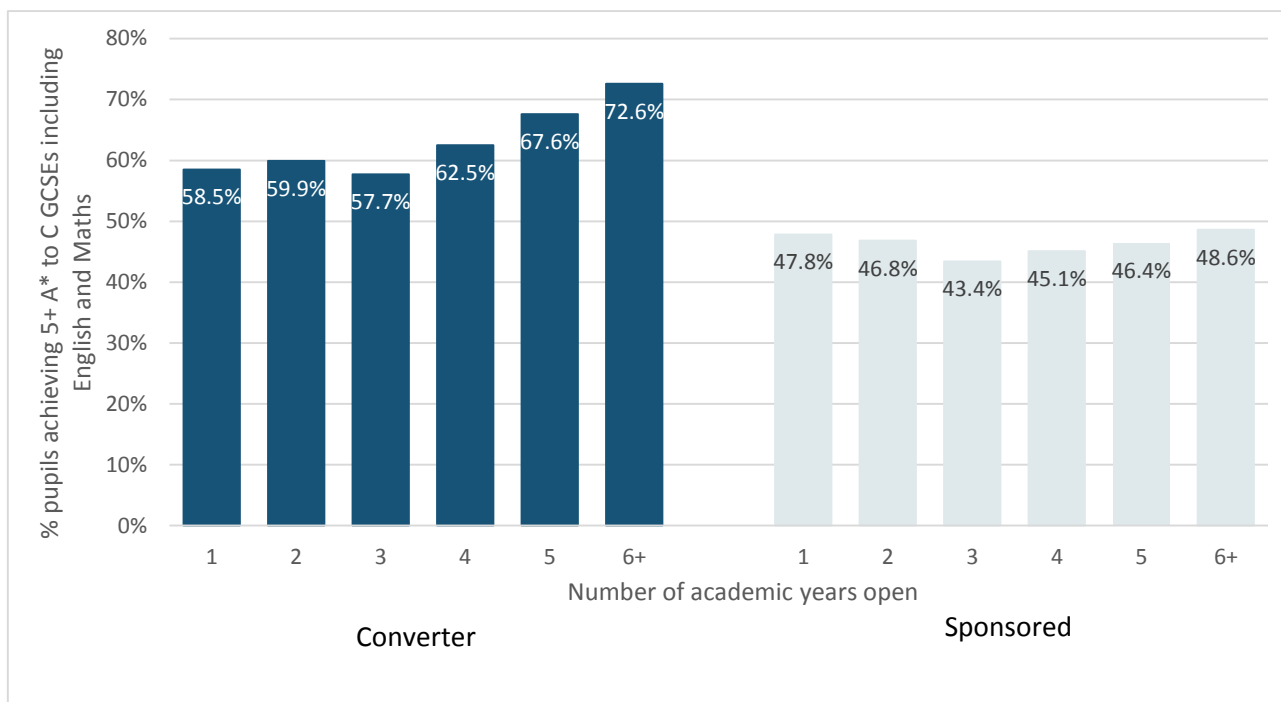
⁴⁴ Source: Table 18 & 20

(https://www.gov.uk/government/uploads/system/uploads/attachment_data/file/584473/SFR03_2017.pdf)

⁴⁵ Details in table F in Annex 3

⁴⁶ Source: Table 18 & 20

(https://www.gov.uk/government/uploads/system/uploads/attachment_data/file/584473/SFR03_2017.pdf)



- 4.19 Attainment 8³⁰ measures the average achievement of pupils in up to eight qualifications including GCSEs and other non-GCSE qualifications approved by the DfE.
- 4.20 Attainment 8 scores are higher in converter academies than other types of school when viewed by pupil characteristic, while sponsored academies have lower scores (Figure 19).

Figure 19: Average Attainment 8 score per pupil by school type and pupil characteristic, 2016
(source: Analysis of NPD KS4 data 2016) – the darker cells indicate lower percentage, and lighter indicate a higher percentage.

	Sponsored	Converter	LA maintained	All state-funded
All Pupils	46.0	53.3	50.0	50.8
Pupils eligible for and claiming free school meals	39.5	42.5	41.2	41.1
All other pupils	47.7	54.4	51.4	52.2
Asian	49.4	56.3	51.5	53.2
Black	48.3	51.5	48.8	49.5
Chinese	60.6	64.7	60.8	62.9
Mixed	47.4	54.1	49.7	51.3
White	45.2	53.0	49.8	50.6
Any other ethnic group	47.9	53.1	50.3	50.8
Unclassified	44.1	52.7	50.1	45.2
No Identified SEN	48.5	55.5	52.3	53.2
All SEN pupils	32.0	37.6	34.2	35.2
SEN Support	32.8	38.8	38.8	36.3
SEN with a statement or EHC plan	27.4	31.3	31.3	29.6

- 4.21 Progress 8 aims to capture the progress pupils make from the end of KS2 to the end of KS4 (from the end of primary school to the end of secondary school). It compares pupils' achievement – their Attainment 8 score – with the average Attainment 8 score of all pupils nationally who had a similar starting point (or 'prior attainment'), calculated using assessment results from the end of primary school.
- 4.22 A school's Progress 8 score is calculated as the average of its pupils' Progress 8 scores. It gives an indication of whether, as a group, pupils in the school made above or below average progress compared to similar pupils in other schools.
- A score of zero means pupils in this school on average made similar progress at KS4 to other pupils across England who got similar results at the end of KS2.
 - A score above zero means pupils made more progress, on average, than pupils across England who got similar results at the end of KS2.
 - A score below zero means pupils made less progress, on average, than pupils across England who got similar results at the end of KS2, but does not mean pupils made no progress, or the school has failed.
- 4.23 Mainstream converter academies have higher Progress 8 scores compared with LA maintained mainstream schools. The average progress made by pupils in

converter academies is approximately equivalent to a tenth of a grade in one GCSE per pupil more than the national average in all state funded schools.

- 4.24 The converse is true of sponsored academies, which perform below the average for LA maintained schools. This may partly be due to the fact that these are schools were already generally underperforming before their conversion to sponsored academy status.
- 4.25 Pupils at converter academies that have been open for a longer time (four or more years) on average make more progress than pupils in more recently converted academies, [based on the progress measure shown in the related data](#)⁴⁷. They also have a higher average Attainment 8 score per pupil (Figure 20) than those open for fewer years.
- 4.26 The same can be said for sponsored academies - those that are open for a longer period of time achieve better Progress 8 scores than those open for one year. Their average Attainment 8 scores declined from first opening, before rising when they had been open for four years or more.
- 4.27 Figure 20 shows increases in average Attainment 8 scores in both sponsored and converter academies between 2015 and 2016, with a rise of 2.7 points for sponsored academies and a rise of 1.2 points for converter academies (to 45.9 and 53.3, respectively). Over the same period, the average Attainment 8 score in LA maintained mainstream schools increased from 48.6 to 49.9 (an increase of 1.4 points⁴⁸).

⁴⁷ Progress measure data 2015/16:

https://www.gov.uk/government/uploads/system/uploads/attachment_data/file/584473/SFR03_2017.pdf - Table 16

⁴⁸ Based on unrounded data

Figure 20: Attainment 8 scores in academies and LA maintained schools by length of time open⁴⁹

	Number of schools with results	Average Attainment 8 score	
		2015	2016
Sponsored academies			
Open for 1 academic year	55	43.8	46.3
Open for 2 academic years	59	43.3	46.0
Open for 3 academic years	78	42.4	45.0
Open for 4 academic years	61	41.6	44.5
Open for 5 academic years	49	42.2	45.5
Open for 6 or more academic years	260	43.8	46.4
All sponsored academies	562	43.2	45.9
Converter academies			
Open for 1 academic year	49	50.5	51.1
Open for 2 academic years	68	50.6	51.5
Open for 3 academic years	159	49.6	50.6
Open for 4 academic years	368	50.8	52.3
Open for 5 academic years	652	53.5	54.7
Open for 6 or more academic years	26	56.1	57.3
All converter academies	1,322	52.1	53.3
All local authority maintained schools	1,120	48.6	49.9

Performance at academies with post 16 provision

4.28 In 2016 a new 16-18 school and college accountability system was implemented. This included new headline accountability measures and changes to the methodology for calculating results. These new measures include attainment for pupils studying applied general and tech level qualifications, and separately a measure for a student's best three A-levels. Following a review of vocational qualifications, only those now on an approved list of applied general or tech level qualifications are included in these measures. Methodological changes include a new point score scale for average point scores and new rules for how students

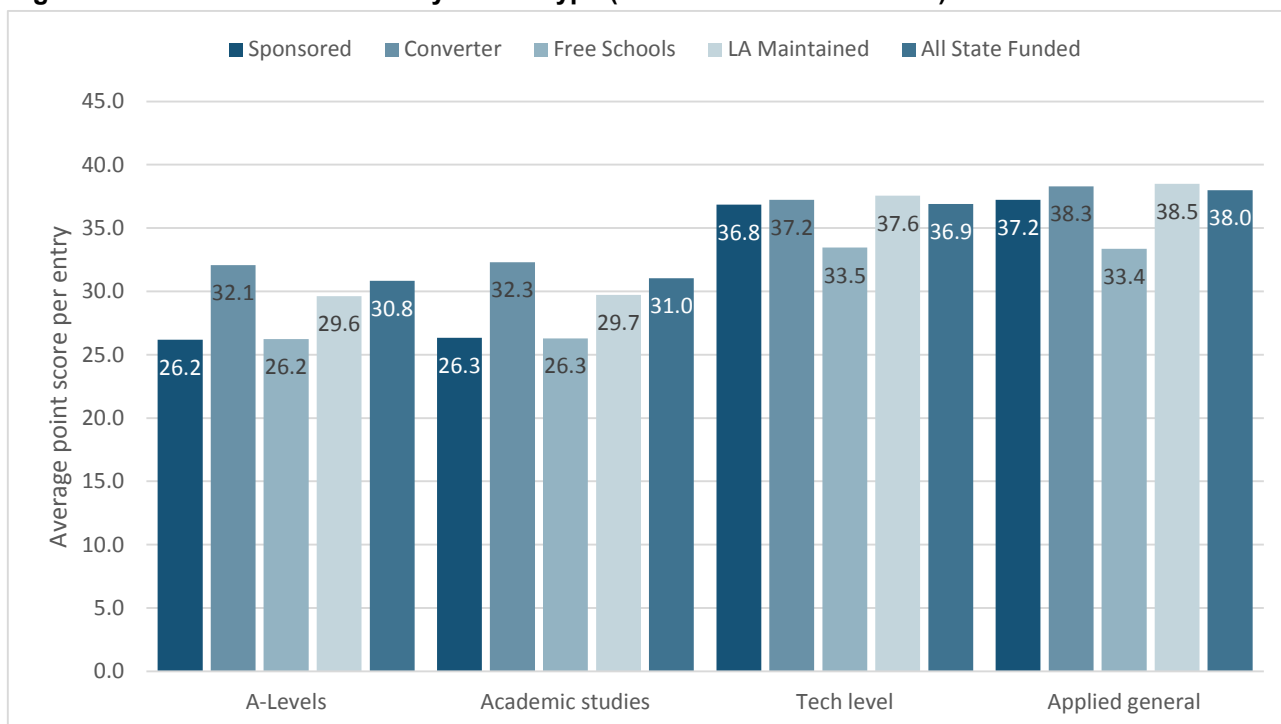
⁴⁹Source: Table 18 & 20

(https://www.gov.uk/government/uploads/system/uploads/attachment_data/file/584473/SFR03_2017.pdf)

have been included in the measures. These changes mean that these measures are not directly comparable with the headline measures used in previous years.

- 4.29 The level 3 attainment measures show the results that students achieved by the end of advanced level study. They take into account results achieved in all level 3 qualifications recognised in the 2016 performance tables and during all years of 16-18 study.
- 4.30 In 2016, converter academies had a higher average point score per entry than the state-funded school average across all pupils taking level 3 qualifications. Sponsored academies had a lower average point score per entry in A-levels and academic studies when compared with all state-funded schools, but performed at a similar level to LA maintained schools in applied general and tech level qualifications.
- 4.31 It is important to note that prior attainment at key stage 4 is not taken into account in these figures. The ability of the student intake may vary significantly across institution types and therefore impact on the patterns seen in the results. For example, sponsored academies may have lower prior attainment due to their background as typically underperforming schools that are taken over by a sponsor.

Figure 21⁵⁰ : Post 16 attainment by school type (source: National Tables⁵¹)



⁵⁰ Details in table G in Annex 3

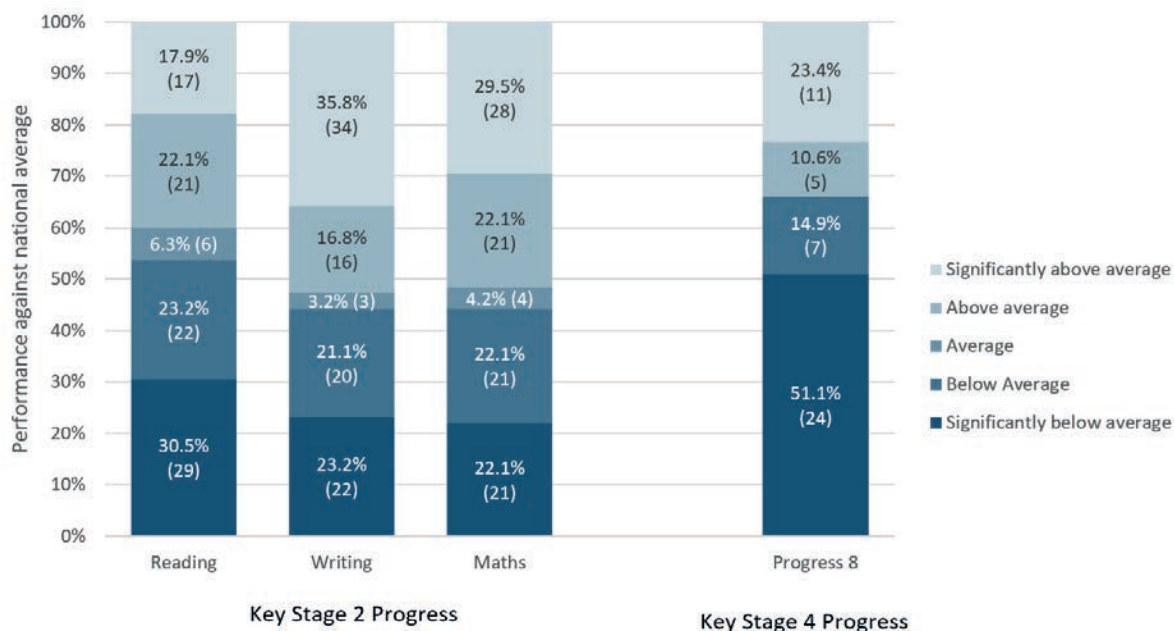
⁵¹ National Tables, A Level and other 16-18 results: 2015/16 <https://www.gov.uk/government/statistics/a-level-and-other-16-to-18-results-2015-to-2016-revised> Table 1a

- 4.32 Of the 440,455 level 3 students in 2016, 139,533 (32%) were attending mainstream academies (excluding free schools, studio schools and university technical colleges). The majority of these were at converter academies.

MAT level attainment

- 4.33 In January 2017, the Department published new MAT performance measures based on the 2015/16 school performance data. These are consistent with the school accountability system. For KS2 the Department published three separate current year progress measures at MAT level – one for each of reading, writing and maths. At KS4 the Department published one measure at MAT level based on current year Progress 8. At KS2, these measures capture the progress that pupils at a school make on average in each of the three subjects from the end of KS1 to the end of KS2. At KS4, Progress 8 aims to capture the progress that pupils at a school make on average from the end of primary school to the end of secondary school. Unlike measures in previous years, this year there was no improvement measure. This is because comparable data from previous years at either KS2 or KS4 is not available, due to the change in KS2 and KS4 performance measures at school level.
- 4.34 To be included in the MAT performance measures, the MAT must have at least three academies with results in the relevant key stage as published in the school performance tables, and these must have been part of the MAT for at least three full academic years. The measures include state funded mainstream schools only. Where a MAT is above the national average by a statistically significant amount it can be said that pupils in these MATs do better than other pupils with similar prior attainment nationally.

Figure 22⁵² : 2015/16 MAT performance at KS2 and KS4 compared to national average (source: MAT Performance Measures³⁵)



4.35 The headline results are shown in Figure 22. 95 MATs satisfied the definition for inclusion in the KS2 MAT performance measures, representing 539 individual schools and 30,346 pupils, which is 5% of the state-funded mainstream KS2 cohort. 47 MATs satisfied the definition for inclusion in the KS4 MAT performance measures, representing 312 individual schools and 53,365 pupils, which is 10% of the state-funded mainstream KS4 cohort.

4.36 Full information on the performance of MATs can be found in the [MAT Performance Measures](#) publication⁵³.

Jonathan Slater
Permanent Secretary

19 October 2017

⁵² Details in table H in Annex 3

⁵³ MAT Performance Measures 2015/16: <https://www.gov.uk/government/statistics/multi-academy-trust-performance-measures-2015-to-2016>

Accountability report

Corporate governance report

5. Statement of Accounting Officer's responsibilities

- 5.1 As the Principal Accounting Officer (AO) for the DfE, I am responsible for the SARA.
- 5.2 Under the terms of my appointment as AO, I am also responsible for ensuring that appropriate systems and controls are in place to ensure that:
- any grants that are made to the sector are properly accounted for; and
 - ATs are properly accountable for the grants they receive, for other sources of income and for the expenditure that this finances, including its regularity and propriety.
- 5.3 These sector accounts are prepared on an accruals basis and must give a true and fair view of the state of affairs of the sector as a whole – including its net resource outturn, application of resources, changes in taxpayers' equity, and cash flows for the academic year.
- 5.4 In preparing these accounts, I am required to comply with the requirements of the [FReM](#)⁵⁴ and in particular to:
- observe the Accounts Direction issued by HM Treasury (Annex 4), including the relevant accounting and disclosure requirements, and apply suitable accounting policies on a consistent basis;
 - make judgements and estimates on a reasonable basis;
 - state whether the applicable accounting standards have been followed, as set out in the FReM, and disclose and explain any material departures in the accounts; and
 - prepare the accounts for the sector as a going concern.

⁵⁴ FReM 2015-16: <https://www.gov.uk/government/publications/government-financial-reporting-manual-2015-to-2016>

5.5 In addition to these responsibilities, and specifically with regard to the SARA, I am responsible for:

- agreeing the process for producing the SARA and for ensuring that relevant data is collected and processed accurately and appropriately; and
- ensuring that there is an appropriate control environment for the production of the SARA.

5.6 I can confirm that I have discharged my responsibilities appropriately, and that:

- as far as I am aware, there is no relevant audit information of which the entity's auditors are unaware;
- I have taken all the steps that I ought to have taken to make myself aware of any relevant audit information and to establish that the entity's auditors are aware of that information;
- the SARA as a whole is fair, balanced and understandable; and
- I take personal responsibility for the SARA and the judgments required for determining that it is fair, balanced and understandable.

6. Governance Statement

Scope of responsibility

- 6.1 As the Permanent Secretary and Principal AO for the DfE, I am responsible for ensuring there is an adequate framework in place to provide assurance that all resources are managed in an effective and proper manner, and that value for money is secured.
- 6.2 The sector operates under a strict system of accountability. The key features of this system are set out in the Department's system accountability statement⁵⁵. ATs have statutory responsibilities under company and charity law, and are ultimately accountable - through me, and the ESFA AO - to Parliament.



- 6.3 Within this system, my officials have designed and implemented a robust governance framework. I have delegated specific responsibilities to both the Chief Executive of the ESFA and to ATs. These responsibilities are articulated within the [Academies Financial Handbook](#) (AFH)⁵⁶.
- 6.4 I confirm that I have reviewed the effectiveness of internal control arrangements across the sector, through my review of ESFA's work in overseeing financial management and governance.

Control framework at trust level

- 6.5 ATs are held to account through a contract with Government and bound by both company and charity law.
- 6.6 Each AT has a direct Funding Agreement (FA) with the Secretary of State which sets out the conditions on which the trust receives funding, its responsibilities and the Secretary of State's intervention powers.

⁵⁵ Department for Education Accountability System Statement:

https://www.gov.uk/government/uploads/system/uploads/attachment_data/file/641079/Accounting_Officer_System_Statement_v2.pdf August 2017

⁵⁶ Academies Financial Handbook 2015/16: <https://www.gov.uk/government/publications/academies-financial-handbook-2016>

- 6.7 ATs are responsible for:
- ensuring the quality of educational provision;
 - challenging and monitoring the performance of their schools;
 - overseeing the management of the trust's finance and property;
 - overseeing the management of the staff;
 - ensuring that the trust complies with charity and company law; and
 - operating in accordance with the FA and the AFH, including ensuring that their accounts are reviewed by external auditors to provide an audit opinion and conclusion on their regularity.
- 6.8 The AFH covers all of the financial accountability requirements for ATs. It sets out the areas of HMTs [Managing Public Money](#)⁵⁷ that directly apply to ATs. In addition, the DfE's [Governance Handbook](#)⁵⁸ describes the elements of good governance that trusts must apply. These documents are updated annually to cover any changes to accounting practice, and to disseminate improvements to governance and financial management arrangements.
- 6.9 Any new AT is required to complete a Financial Management and Governance Self-assessment (FMGS) and submit it to the Department within four months of opening. This provides a self-assessment on the implementation of the AFH requirements within the new trust. The FMGS is approved by the trust's board of trustees before submission, which provides accountability for the quality of the return.
- 6.10 Incoming FMGS returns are subject to a validation audit, where they are reviewed and AT actions and implementation dates are assessed for reasonableness. This is done shortly after receipt of the return. Any outstanding returns are pursued by ESFA.
- 6.11 In addition to this, ESFA have in place arrangements to follow up recommendations made in FMGS validation audit reports to ensure trusts take appropriate actions in a timely manner.

⁵⁷ Managing Public Money:

https://www.gov.uk/government/uploads/system/uploads/attachment_data/file/454191/Managing_Public_Money_AA_v2_-jan15.pdf

⁵⁸ Governance Handbook:

https://www.gov.uk/government/uploads/system/uploads/attachment_data/file/481147/Governance_Handbook_November_2015.pdf November 2015

- 6.12 During 2015/16, the ESFA did not identify serious concerns on the implementation of FMGS returns. There were no major control weaknesses in financial management or governance from the planned assurance work on FMGS validations that required ESFA involvement.
- 6.13 Further to this, ATs are required to make an annual assessment of their governance through their governance statements, including a review of the composition of their board - in terms of skills, effectiveness, leadership and impact - to ensure that the quality of governance remains high. The *Governance Handbook* identifies a range of training material to help AT boards do this.
- 6.14 Each AT is required to appoint its own AO, which should be the senior executive leader of the AT. Their role is to be accountable to Parliament, through me and the ESFA Chief Executive, for the resources under the trust's control. They are required to provide assurance on the management of public funds, particularly that:
- there is efficient and effective use of resources in their charge (value for money);
 - public money is spent for the purposes intended by Parliament (regularity); and
 - appropriate standards of conduct, behaviour and corporate governance are maintained when applying funds under their control (propriety).
- 6.15 I require AT AOs to sign a statement of regularity, propriety and compliance each year and submit it to the Department as part of the AT's audited accounts.
- 6.16 ATs FAs require trusts to prepare and publish their own Annual Report & Accounts in accordance with the [Charities Act 2006](#)⁵⁹. ATs are required to appoint an independent auditor who reports on whether the accounts present a true and fair view of the AT's financial performance and position. The AFH also requires the auditor to give a conclusion, addressed jointly to the AT and the Secretary of State, on whether any matters of irregularity have come to their attention and include this conclusion within the audited accounts.

⁵⁹ Charities Act 2006: <https://www.legislation.gov.uk/ukpga/2006/50>

- 6.17 The reporting requirements placed on ATs provide independent assurance that they are using public funds for the purposes intended by Parliament and that ATs are acting within the authorities delegated to them in the AFH.
- 6.18 The Department requires each AT to submit their audited ARA to the ESFA by 31 December each year, covering the period ending 31 August. ATs are required to publish their ARA on their website to assist financial transparency. Copies of a trust's audited ARA are also available from [Companies House website](#)⁶⁰ as required by the [Companies Act](#)⁶¹.
- 6.19 3,013 accounts from ATs for the period ending 31 August 2016 were expected. At publication, 3,001 (99.6%) had been received, with twelve outstanding. The twelve outstanding are all trusts that have closed.

Independent auditors' opinions on the academy trust accounts

- 6.20 Independent auditors undertake audits of accounts and provide independent opinions on the level of compliance with the published Academies Accounts Direction⁶², AFH and consistency with the ATs' financial records. A summary of audit opinions is presented below.

	2015/16	
	Number	%
Unqualified	2,830	93.9
Unqualified but with emphasis of matter	122	4.0
Qualified	46	1.5
Disclaimer of opinion ⁶³	3	0.1
Adverse	-	-
Accounts not received	12	0.4
	3,013	

- 6.21 An unqualified opinion means that the auditor was able to conclude the accounts to be materially correct with no significant matters to bring to the reader's attention. In 2015/16, 98.0% of AT accounts received unqualified opinions.

⁶⁰ Companies House website: <https://www.gov.uk/government/organisations/companies-house>

⁶¹ Companies Act: <http://www.legislation.gov.uk/ukpga/2006/46/contents>

⁶² Academies accounts direction 2015/16: <https://www.gov.uk/guidance/academies-accounts-direction#academies-accounts-direction-2015-to-2016-1>

⁶³ Two of these ATs are subject to ongoing ESFA intervention, with one in the process of being closed/re-brokered. The third faced uncertainty over its ability to continue as a going concern, which would be addressed through re-brokerage.

6.22 The audit opinions that were ‘qualified’ (or that contained an ‘emphasis of matter’) were largely due to issues in the following areas:

- recognition of land and buildings;
- non-disclosure of trustee remuneration;
- local government pension scheme actuarial valuation⁶⁴; and / or
- concerns as to the ongoing financial viability of the trust (going concern).
- With the exception of recognition of land and buildings, based on a review of all accounts that do not have an unqualified audit opinion, no matters that materially impact the SARA at the consolidated level have been identified.

Independent auditors’ conclusions on regularity

6.23 AT accounts include an independent reporting accountant’s assurance report on regularity, which provides assurance that the income and expenditure incurred by the AT is in accordance with the purposes intended by Parliament and allowable within the delegated authority contained in the FA and AFH.

6.24 The table below shows there were 136 instances where these assurance reports identified regularity exceptions.

6.25 A regularity exception means that the independent auditors found some element of income or expenditure that may have been outside permitted use, or where trust’s own agreed procedures were not followed.

⁶⁴ Academy trusts are reliant on information obtained from local authority pensions funds for this disclosure note. There were eleven trust accounts which were qualified for non-disclosure of the pension fund requirements. The reason for non-compliance included trusts closing, transfer of academies from one trust to another trust, short period accounts.

	2015/16	
	Number	%
No regularity Exception Noted	2,865	95.1
Regularity Exception noted	136	4.5
Accounts not received	12	0.4
	3,013	

6.26 Auditors concluded that there were no regularity exceptions in trust accounts for over 95% of trusts.

6.27 ESFA reviewed the exceptions raised for the remaining 5% of ATs. The areas where the auditors identified failure of trusts to comply fully with AFH requirements included:

- internal controls, including lack of independent checks of such systems;
- internal financial management or reporting;
- procurement processes; and
- related party transactions or the “at cost” policy relating to goods and services purchased from related parties.

6.28 The majority of the regularity exceptions reported related to the system of internal control and the risk and control framework, key parts of the governance statement as well as breaches of the AFH, and were not related to specific transactions. These exceptions do not have a material impact on the SARA.

6.29 For all ATs, the ESFA review audit opinions, regularity report conclusions, audit management letters, accounting officer statements of regularity propriety and compliance.

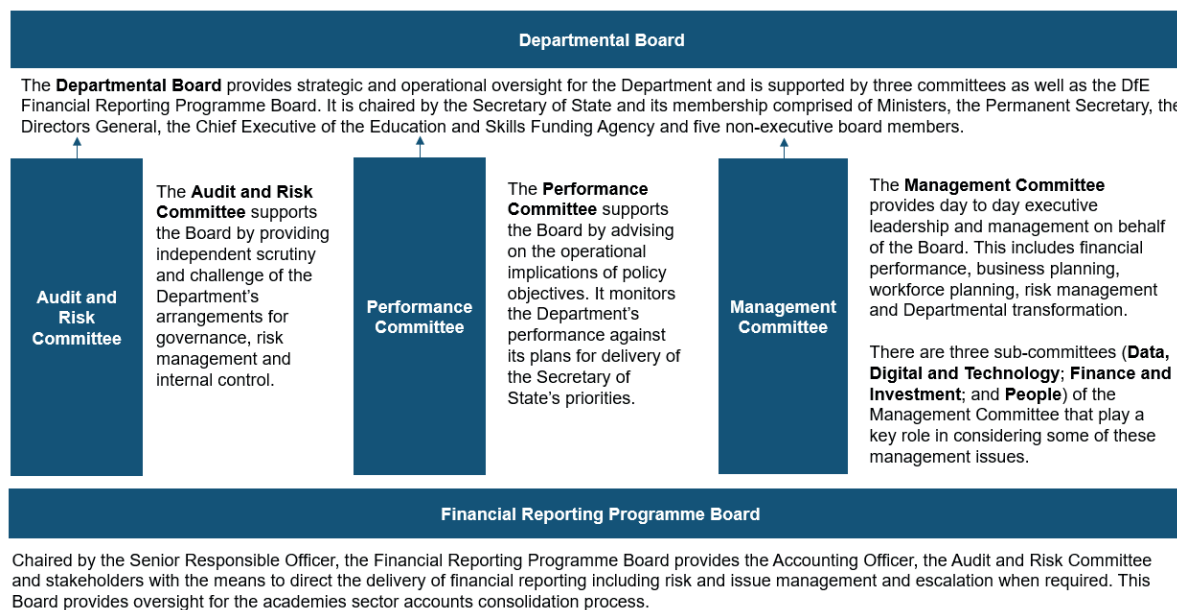
6.30 In addition to the areas reported in paragraph 6.28, it was noted that an area needing improvement was establishing audit committees and ensuring that these have an agreed plan of work.

6.31 Many of the irregularities at ATs that received modified audit opinions or regularity report exceptions were already known to ESFA through existing involvement, or were at relatively newly established ATs where arrangements were in the process of being developed. Action plans are required to improve controls and comply with ESFA requirements. More details on the role of the ESFA in the control framework are provided from paragraph 6.34.

The Department's governance structures

6.32 The ESFA and Departmental Audit and Risk Committee (ARC) provide assurance that suitable controls are in place to ensure both that public funds are properly spent and that value for money for the taxpayer is achieved. Figure 23 shows how the ARC reports into the Departmental Board, alongside the role of the Department's Performance Committee and Management Committee.

Figure 23: The Department's governance structures



Role of the ESFA within the control framework

6.33 The ESFA was established on 1 April 2017 as an Executive Agency of the Department for Education. It brings together the responsibilities of the Education Funding Agency⁶⁵ (EFA) and Skills Funding Agency (SFA), creating a single body responsible for:

- funding education and training for children, young people, and adults;
- providing assurance that public funds are properly spent, achieve value for money for the tax payer, and deliver the policies and priorities set by the Secretary of State; and
- intervening if there is a risk of financial failure, or where there is evidence of mismanagement of public funds.

⁶⁵ Work was done by both the EFA and ESFA on the 2015/16 accounts. For clarity, we refer to ESFA in the report for all work done.

- 6.34 The ESFA communicates the financial control framework for ATs through the AFH. It also publishes an [Academies Accounts Direction](#)⁶⁶ to help trusts prepare their annual financial statements and to support auditors with the effective audit of the accounts.
- 6.35 The ESFA actively engages with the sector to raise standards of financial management and governance. In 2015/16 it ran or participated in over twenty live events, seminars and online presentations for ATs and audit firms to promote understanding of the accountability framework and to feedback findings from its assurance programme. This included an auditor conference in September 2015, which was attended by 90 firms, who between them were responsible for the audit of over 1,500 ATs.
- 6.36 Whilst the primary responsibility for the oversight of trusts rests with trustees themselves, the ESFA undertakes an annual risk-based programme of assurance work to review ATs compliance with the framework. This includes analysis of AT financial statements, risk-based focused reviews and submission of Financial Management and Governance Self-Assessment forms by new ATs⁶⁷. The ESFA was able to provide substantial assurance from this work that there were no specific matters giving rise to a material impact on the SARA.
- 6.37 Where the ESFA has concerns about financial management or governance in an AT, it intervenes proportionate to the scale and nature of the risk, with a range of intervention actions ranging from corresponding with academy trusts, through to the termination of a trust's funding agreement in the most serious cases⁶⁸. Interventions may include issuing and publishing a Financial Notice to Improve (FNtI). A trust must comply with the terms of an FNtI, as this is a requirement of the AFH. In exceptional circumstances, the FA may be terminated due to non-compliance with the terms of the FNtI. A FNtI sets out the actions ESFA requires a trust to take in order to address its concerns.

⁶⁶ Academies accounts direction 2015/16: <https://www.gov.uk/guidance/academies-accounts-direction#academies-accounts-direction-2015-to-2016-1>

⁶⁷ Further details is available within EFA's 2016-17 Annual Report & Accounts, P.26-27
https://www.gov.uk/government/uploads/system/uploads/attachment_data/file/630097/EFA_2016-17_Annual_Report_and_Accounts_PRINT.pdf

⁶⁸ Further details is available within EFA's 2016-17 ARA, P.29
https://www.gov.uk/government/uploads/system/uploads/attachment_data/file/630097/EFA_2016-17_Annual_Report_and_Accounts_PRINT.pdf

- 6.38 Twenty-one FNtIs were issued between 1 August 2015 and 31 July 2016, with a further four issued during [August 2016](#)⁶⁹. The EFA ARA for 2016-17 also discusses FNtIs in force at their balance sheet date.⁷⁰
- 6.39 During 2015/16 (1 September 2015 to 31 August 2016), ESFA received 30 allegations from a variety of sources, including whistle-blowers, relating to fraud and/or financial irregularity in academies.
- 6.40 Following review and analysis, including triage of allegations where appropriate, ESFA undertook six visits:
- three fact-finding visits;
 - one financial management and governance review; and
 - two investigations.
- 6.41 In 2015/16, ESFA published⁷¹ three financial management and governance reviews and one investigation report. [Reports on the investigations are available online](#)⁷². None of the concerns raised resulted in a material financial impact on the SARA.
- 6.42 In accordance with the AFH (s4.8) requirement and the need for academy trusts to notify ESFA of instances of fraud, theft and/or irregularity exceeding £5,000 individually, or £5,000 cumulatively in any academy financial year, ESFA received 43 notifications from academy trusts⁷³.
- 6.43 The value of reported fraud against ESFA as reported by trusts was £190,000. The amount recovered by ESFA was £0.
- 6.44 The value of reported fraud committed against academy trusts was £989,237. The amount recovered by academy trusts was £605,615.
- 6.45 To ensure lessons are learnt, ESFA commits to publishing all investigation and Financial Management and Governance reviews undertaken in

⁶⁹ Financial notices' to improve: <https://www.gov.uk/government/collections/academies-financial-notice-to-improve>

⁷⁰ https://www.gov.uk/government/uploads/system/uploads/attachment_data/file/630097/EFA_2016-17_Annual_Report_and_Accounts_PRINT.pdf, P.28-29

⁷¹ By publication date

⁷² Academies Investigation Reports: <https://www.gov.uk/government/collections/academies-investigation-reports>

⁷³ ATs may report frauds of a lower amount which are included in this number

response to allegations⁷⁴, alongside relevant fraud and irregularity guidance⁷⁵.

Secretary of State as principal regulator

- 6.46 On 1 August 2011, the Secretary of State became Principal Regulator (PR) for foundation and voluntary schools, ATs and sixth form colleges, as exempt charities. One of the key duties of the PR is to promote compliance with charity law and the Government has a duty to report on how the Secretary of State carries out these duties. As agreed in the memorandum of understanding between the Charity Commission and the Department, this duty is discharged in this report, the [annual report to Parliament on Academies](#)⁷⁶.
- 6.47 A memorandum of understanding between the Charity Commission and the Department sets out how they work together, both in coordinating regulatory operations and formulating policy. The Department has promoted compliance by ensuring information on the role of the PR, coupled with information about academy compliance and trustee responsibilities, is published on [GOV.UK](#)⁷⁷.
- 6.48 Each AT has, as its charitable object, the 'advancement of education for public benefit'. This and other details about the accounts and reports an AT must produce are set out in an ATs governing document, known as its Memorandum and Articles of Association (MAoA). Full details of the Secretary of State's powers are set out in the MAoA and the FA for each academy.

⁷⁴ Financial Management and Governance reviews:

<https://www.gov.uk/government/collections/academies-financial-management-and-governance-reviews>

⁷⁵ Fraud and irregularity guidance: <https://www.gov.uk/guidance/academies-guide-to-reducing-any-risk-of-financial-irregularities>

⁷⁶ The reporting requirements placed upon the Secretary of State in relation to sixth form colleges, foundation and voluntary schools can be found in the memorandum of understanding between the Charity Commission and the Department:

[https://www.gov.uk/government/uploads/system/uploads/attachment_data/file/640051/Charity Commission - Department for Education - MOU.pdf](https://www.gov.uk/government/uploads/system/uploads/attachment_data/file/640051/Charity_Commission_-_Department_for_Education_-_MOU.pdf)

⁷⁷ Exempt charities and the role of the Secretary of State as PR:

[https://www.gov.uk/government/uploads/system/uploads/attachment_data/file/294996/Academies as exempt charities FINAL3.pdf](https://www.gov.uk/government/uploads/system/uploads/attachment_data/file/294996/Academies_as_exempt_charities_FINAL3.pdf)

- 6.49 DfE policy and delivery teams receive training on the charitable status of ATs, and how this status affects the development of academy policy and the regulatory framework.
- 6.50 ESFA takes action if it suspects charity law has been breached and in such cases shares information with the Charity Commission to facilitate effective investigation. In 2015/16, DfE and Charity Commission officials met regularly to share information relating to ATs, agree suitable model documents and produce internal and external guidance. During this period, there was no instance where the Secretary of State invited the Charity Commission to use any of its regulatory powers towards an AT.

Further sources of assurance

Regional School Commissioners (RSC)

- 6.51 The role of RSC was established on 1 September 2014. RSCs are civil servants, accountable to the National Schools Commissioner, and appointed to take decisions in the name of the Secretary of State. The Secretary of State remains responsible for the academy system.
- 6.52 The RSCs work to ensure that academy expenditure secures better outcomes for pupils. The RSC role includes:
- taking action where academies and free schools are underperforming;
 - intervening in academies where governance is inadequate;
 - deciding on applications from LA maintained schools to convert to academy status;
 - improving underperforming maintained schools by providing them with support from a strong sponsor;
 - encouraging and deciding on applications from sponsors to operate in a region;
 - taking action to improve poorly performing sponsors;
 - advising on proposals for new free schools;
 - advising on whether to cancel, defer or enter into FAs with free school projects; and
 - deciding on applications to make significant changes to academies and free schools.
- 6.53 Each RSC is supported by a Head Teacher Board (HTB), made up of six to eight members in 2015/16. On each HTB, four members have been elected

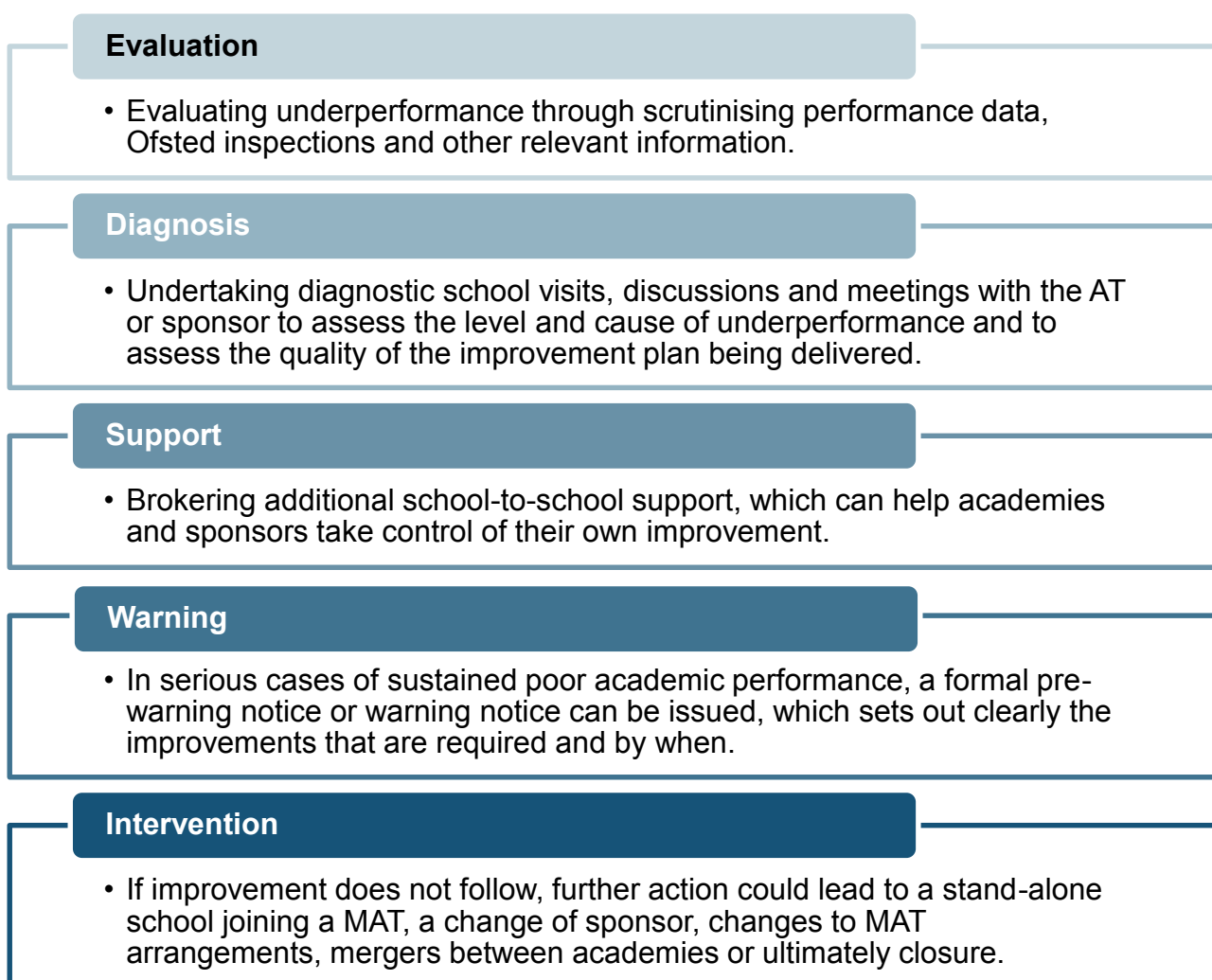
by local academy head teachers. Up to four further members can be appointed or co-opted to fill particular skills or expertise gaps. HTB members are responsible for advising their RSC and contributing their local knowledge and professional expertise to aid the RSC's decision-making.

- 6.54 HTBs provide important local scrutiny to the decisions of an RSC. If an RSC takes a decision that contradicts the advice given by the majority of their HTB, this must be reported to the [Minister](#)⁷⁸.
- 6.55 RSCs use a range of intervention strategies of escalating severity to address underperformance in academies (see Figure 24). They carry out their functions within a [published national framework](#)⁷⁹. Individual decisions are made with reference to each academy's FA, relevant legislation and published criteria. However, the regional approach means that RSCs are able to tailor their ways of working to meet local needs and priorities. The HTB advises the RSC on the best strategies to secure this improvement.

⁷⁸ A complete guide to HTB membership is available in the [HTB terms of reference](#):
https://www.gov.uk/government/uploads/system/uploads/attachment_data/file/624689/HTB_Terms_of_Reference.pdf

⁷⁹ RSC decision-making framework:
https://www.gov.uk/government/uploads/system/uploads/attachment_data/file/577885/RSC_decision_making_framework_December_2016.pdf

Figure 24: RSC escalation approach for educational performance concerns in academies



6.56 RSCs are not responsible for carrying out school improvement activities, but may advise the trust on suitable options. The responsibility for taking the necessary action to improve outcomes remains with the AT.

6.57 Underperforming academies are defined as those that are below the national floor standard on progress and/or attainment measures or those judged as Inadequate by the Office for Standards in Education, Children’s Services & Skills (Ofsted)⁸⁰. Where an AT is failing to improve a school that is underperforming, the RSCs intervene.

⁸⁰ More information regarding underperforming academies are provided in table E of Annex 5.

Figure 25: RSC notices issued between 1 August 2015 and 31 July 2016⁸¹

Pre-warning notices	Warning notices	Termination notices
<ul style="list-style-type: none"> • 24 to sponsored academies • 5 to converter academies • 6 to ATs 	<ul style="list-style-type: none"> • 8 to sponsored academies • 4 to converter academies • 2 to free schools 	<ul style="list-style-type: none"> • 1 to converter academy

- 6.58 The Department publishes letters to ATs about poor performance or weaknesses in safeguarding, governance or financial management [online](#)⁸².
- 6.59 RSCs lead the relationship with sponsors operating solely in their region and with agreed national sponsors. They are responsible for managing the sponsor market in their region and intervening if any trust is failing. Discussions with sponsors focus on their performance and capacity, including plans for growth. An appropriate approach to growth is agreed with all sponsors reflecting their capacity and this becomes a guideline for working together to find solutions for failing schools.
- 6.60 In addition to interventions in specific academies causing concern, a sponsor's growth may be 'paused' if there are:
- serious financial concerns and the ESFA has issued an FNtl;
 - serious concerns about the leadership or governance of the sponsor including where there are due diligence issues with sponsors or trust senior management; and/or
 - serious unresolved concerns with educational impact. This could include a combination of the Department having issued pre-warning notices, the Department considering academy closure, and/or where, following support from the Department, the sponsor has failed to act rapidly.
- 6.61 Where improvements are not achieved rapidly at a sponsored academy or a sponsor is not providing good enough support, the RSC can take action. In line with the FA the RSC can challenge and, if necessary, move the academy to another trust. Where the decision is taken to transfer an academy to a new sponsor, the Department and RSC ensures that this is

⁸¹ None were issued during August 2016

⁸² Letters to ATs about poor performance: <https://www.gov.uk/government/collections/letters-to-academies-about-poor-performance>

completed as quickly as possible, with minimum disruption to pupils, so they can benefit from improved standards as soon as possible.

Figure 26: RSC intervention between 1 August 2015 and 31 July 2016⁸³

Growth paused	Transferred to new sponsor	Taken over by MAT
<ul style="list-style-type: none"> • 6 sponsors 	<ul style="list-style-type: none"> • 16 sponsored primary schools • 12 sponsored secondary schools 	<ul style="list-style-type: none"> • 19 primary schools • 15 secondary schools • 1 special school

6.62 As at 1 July 2015, the RSCs took on responsibility for identifying underperforming LA maintained schools that should become academies and matching them with an appropriate academy sponsor. During the year to 31 July 2016, 203 such schools were identified and issued with an Academy Order⁸⁴.

6.63 The RSCs' key performance measures (KPIs) are reviewed each year to ensure that they continue to appropriately reflect the developing role of RSCs and priorities of the Government. Annex 5 includes performance from across the RSC regions for the RSCs' second year (2015/16) i.e. the year to August 2016. Annex 6 sets out the RSC KPI titles for year 3 (2016/17) i.e. the year to August 2017.

National Audit Office (NAO)

6.64 The NAO undertakes value for money studies each year which Parliament use to hold the government to account for how it spends public money. Each study examines an area of government expenditure, and their objective is to form a judgement on whether value for money has been achieved.

6.65 Since September 2015, the NAO has published the following value for money reports which have relevance for the academies sector:

- [*Training of new teachers*](#)⁸⁵ assessed whether the Departments arrangements for training new teachers was value for money, given its objectives of having enough teachers of the right quality. It also examined the Departments understanding of how many new teachers English schools need, arrangements for securing sufficient new

⁸³ No sponsors had their growth paused, and no academies were rebrokered during August 2016

⁸⁴ There were four such Academy Orders issued during August 2016

⁸⁵ NAO Training of new teachers VFM report - <https://www.nao.org.uk/report/training-new-teachers/>

teachers of the right quality and how effectively the Department manages the changing market of providers.

- [*Financial sustainability*](#)⁸⁶ in schools examined the Department's approach to managing the risks to school's financial sustainability, primarily the required efficiency savings of up to £3 billion by 2019-20. The Department is looking to schools to finance high standards by making savings and operating more efficiently.
- [*Capital funding for schools*](#)⁸⁷ examined the Department's strategy towards capital funding for schools. The Department identified that having enough safe high quality schools in the right areas is a crucial part of the education system. To achieve this objective, the Department continues to work closely with local authorities and schools.

Assessment and management of risk

6.66 Risk management is essential to the successful delivery of the Academies Programme. Risks are regularly scrutinised to ensure that they are correctly identified and that appropriate counter-measures and contingencies are in place. All risks have 'owners' within the Department, with responsibility for the relevant policy or delivery area.

6.67 The top risks for the Academies Programme in 2015/16 remain relevant and high priority. They are:

- **Sponsor quality risk:** High quality sponsors are essential in driving up school performance across the sector. There is a risk of there being an insufficient number of high quality sponsors and MATs available to support underperforming schools.

To mitigate this, more good and outstanding schools have been encouraged to become sponsors and approval has been restricted to potential sponsors who can demonstrate a track record of helping other schools to improve. The growth of a high quality sponsor pipeline has been supported through the Sponsor Capacity Fund, which targets building system capacity to support underperforming schools. The Department has provided seed funding for a successful pilot MAT CEO training programme to increase the quality of the senior leadership in MATs, and a number of further training providers have been engaged to develop and roll out further training provision across the country.

⁸⁶ Financial sustainability of schools: <https://www.nao.org.uk/report/financial-sustainability-in-schools/>

⁸⁷ Capital funding for schools: <https://www.nao.org.uk/report/capital-funding-for-schools/>

- **Strategic communications risk:** The academies system and RSCs are still relatively new, and this presents a challenge in terms of communicating what it means to be an academy to the wider schools' sector. The academy sector faces a risk of failing to maximise school improvement if insufficient numbers of good and outstanding schools cannot be encouraged to apply to become sponsors. To mitigate this, targeted and proactive communications have been developed - sent from RSCs and the National School Commissioner - to explain what it means to become an academy.
- **Intervention and performance risk:** Taking action where academies and free schools are underperforming, both in governance and educational provision, is a core responsibility of RSCs. High numbers of underperforming academies and free schools would impact on RSCs' capacity to intervene effectively and to support improved performance.

A system to identify and prioritise support for academies and trusts according to performance has been developed – including regular conversations between RSCs and MATs about their overall performance. A better understanding of system leadership capacity (in order to match the needs of underperforming academies or sponsors) has also been developed. High performing sponsors and other partners have been engaged to develop a more strategic approach to tackling regional academy underperformance.

- **Financial health and efficiency risk:** It is vital that school leaders strive to maximise the efficient use of their resources to maintain good financial health and deliver the best outcomes for pupils.

To manage the risks to financial health, a range of information, tools and training has been produced, further described from paragraph 2.19. This includes advice on financial planning, data to support self-assessment such as benchmarking, and practical advice about buying and collaborative procurement.

From November 2017, a pool of School Efficiency Advisers (SEAs) will be deployed to provide practical support to those trusts, and LA maintained schools where required, that need it most. The role of SEAs will be to help trusts and schools identify how they can improve the efficiency with which they deliver their curriculum to support positive educational outcomes. The peer-to-peer nature of SEAs will also help to build the capacity and capability in the sector on efficiency and financial health and planning. Both NAO and PAC have been

supportive of the work the ESFA has begun to develop a more preventative approach and to evidence the impact of their interventions.

- 6.68 The Chief Executive of the ESFA writes, at least once a year, to the AO of each AT identifying key risks and issues for their consideration, including where appropriate highlighting changes that have been made to the AFH. Trust AOs are required to share these letters with their trustees, local governors and senior leadership team.
- 6.69 ATs have a key role in the management of risks. In their financial statements, ATs must identify the principal risks and uncertainties that they face and provide a summary of their plans and strategies for dealing with them. The AFH places a requirement on trusts that they must be aware of the risk of fraud, theft and / or irregularity occurring. They must also, as far as possible, address these risks in their internal control and assurance arrangements by putting in place proportionate controls. Trusts must take appropriate action where fraud, theft and / or irregularity is suspected or identified.

Timeliness and removing audit qualifications

- 6.70 SARA has been developed both to enable DfE accounts to be laid pre-recess without audit qualifications and, as soon as possible, to enable the Department to lay unqualified SARA pre-recess. As described in the Comptroller & Auditor General's Report (pages 77 - 80), the removal of the academies sector from the DfE Group accounts has allowed these to be laid and published before the Parliamentary recess and without audit qualification for the first time since 2011-12.
- 6.71 The 2015/16 SARA, in contrast to Department's group accounts (which included the academies sector) from 2013-14 to 2015-16, has not received an adverse audit opinion (pages 74 - 76). This has been achieved primarily by producing an account which matches the constituent ATs' financial year rather than adjusting ATs' data to a March year-end. Audit qualifications remain on the SARA, relating to land and buildings recognition and valuation. However, the Department is undertaking specific work in order to aim to remove these qualifications as soon as possible.
- **Land and buildings recognition:** The Department is developing a Land and Buildings Collection Tool in order to collect detailed information from ATs regarding the basis on which they occupy land and buildings used. This information will be used in order to address the limitation of scope in evidence to determine which Land and Buildings should be recognised.

- **Land and buildings valuation:** We continue to work with our professional valuers in order to develop a more robust method of determining the condition of those land and buildings recognised and accordingly, an appropriate valuation for these.

6.72 With regards the SARA, the Department has a primary focus on removing the current qualifications, with a secondary aim of laying pre-summer accounts as soon as is practical.

Directors' report

6.73 Each AT is an incorporated company and an exempt charity. The ATs are charitable companies limited by guarantee, and are exempt from regulation by the Charities Commission. The Secretary of State is the ATs charitable regulator; and has delegated this activity to the ESFA.

6.74 Each AT is required to disclose details of their trustees within their ARA, which is published on each AT's website alongside submission to the ESFA.

6.75 Each AT is required to maintain their own local register of interests. They must publish on their websites relevant business and pecuniary interests of members, the AO, trustees and local governors.

6.76 The Department continues to work towards removing audit qualifications around the recognition and valuation of ATs' land and buildings in future reporting periods.

Jonathan Slater
Permanent Secretary

19 October 2017

7. Remuneration and staff report

- 7.1 The information in this section is reported to meet the requirements of the 2015-16 [Government Financial Reporting Manual \(FReM\)](#)⁸⁸ and relates to the academic year ending 31 August 2016. This information has been collated from the audited Academies Accounts Return (AAR), which is an annual return submitted by individual academy trusts to the ESFA.

Remuneration policy

- 7.2 As separate legal entities, each AT sets its own remuneration policy, taking account of their trust's circumstances. Their policies are often set by reference to the national pay spine, but are not subject to the 1% public sector cap on pay rises. However, the School Teachers' Review Body publishes an annual report⁸⁹ with recommended pay increases, which many academies choose to follow. In 2015 and 2016 the maximum pay uplift recommended was 1%. From September 2017, it was recommended that the main pay range maxima and minima be increased by 2%, with other pay ranges to increase by 1%. The Department does not set the employment and remuneration policies of ATs. Accordingly, in a departure from *FReM*, the Department has not presented the employment and remuneration policies of the sector as this would imply a greater level of influence of the Department than is actually held and there is no single, centralised set of employment and remuneration policies for the sector. To reflect the level of control operated by the Department in this area, the Department has restricted remuneration disclosures in the Accounts Return to bands of remuneration paid, in line with general charity accounting rules in the Charity Commission's Statement of Recommended Practice. Employment and remuneration policies, as set by individual ATs, should be disclosed in their audited AAR.

⁸⁸ FReM: <https://www.gov.uk/government/publications/government-financial-reporting-manual-2015-to-2016>

⁸⁹ School Teachers' Review Body annual reports:
<https://www.gov.uk/government/organisations/school-teachers-review-body>

Trustee remuneration⁹⁰

7.3 The table below presents a breakdown of the number of trustees who received remuneration. Details of payments to trustees are available in the ARA of the individual ATs, and trusts where an individual trustee's remuneration is greater than £150,000 per annum are listed in Annex 7. The remuneration shown below includes salary, bonus payments, benefits-in-kind, and excludes employer pension costs.

Remuneration bands	Number of trustees employed at trust ⁹¹	Number of trustees employed at academy ⁹²
£1-£60,000	178	5,566
£60,001-£70,000	25	709
£70,001-£80,000	14	514
£80,001-£90,000	18	444
£90,001-£100,000	12	374
£100,001-£110,000	14	298
£110,001-£120,000	5	182
£120,001-£130,000	6	115
£130,001-£140,000	5	63
£140,001-£150,000	3	50
£150,000+	7	95
	287	8,410

7.4 Trustees only receive remuneration for their work in the AT as an employee (such as head teacher, teacher, teaching assistant or other member of staff). Trustees do not receive remuneration for their trustee responsibilities. The majority of trustees are volunteers who are not employed by the AT and receive no remuneration.

⁹⁰ The academy sector is not a single corporate body with a single board of trustees. Therefore, disclosures required by *IAS 24 Related Party Disclosures* (IAS 24) - the remuneration paid to senior management of the reporting body as a related party transaction - are not made in this document as the reporting body (the academy sector) does not possess senior management as a single Board. Instead, the Sector is made up of separate ATs that provide suitable remuneration report disclosures in their own ARA for each trust's board of trustees.

⁹¹ This would include staff working across an AT e.g. a chief executive or finance director.

⁹² This would include staff working only at an individual academy e.g. a headmaster of an academy within a MAT.

Pension entitlements

Pension costs

7.5 ATs operate a range of pension schemes for their employees, dependent upon their role. Further details of sector pension scheme arrangements and costs are disclosed in Note to the Accounts 13.

Local Government Pension Scheme (LGPS)

7.6 The Sector makes contributions to the LGPS. The scheme is governed by statutory regulations made under Section 7 of the [Superannuation Act 1972](#)⁹³, and the [Public Service Pensions Act 2013](#)⁹⁴. Membership of the scheme is voluntary for employees of ATs and is open to non-teaching staff at the Sector's schools who satisfy the membership criteria.

7.7 The scheme is a funded, multi-employer defined benefit pension scheme. The scheme is available to employees of local government bodies, academies and other organisations providing local public services that satisfy the membership criteria. The scheme's administrators are able to allocate the scheme's underlying assets and liabilities across the separate employers in accordance with IAS 19. Consequently, the academies sector recognises its share of the scheme's net asset surplus or liability deficit on its SoFP.

Teachers' Pension Scheme (TPS)

7.8 The scheme is governed by statutory regulations which are currently: [The Teachers' Pensions Regulations 2014 \(SI2014/552\)](#)⁹⁵. Membership of the scheme is voluntary and is open to members of the teaching profession in England and Wales who satisfy the membership criteria set out below.

- Teacher or lecturer (between the ages of 16 and 75) in pensionable service employed by:
 - an LA or academy;
 - an independent school;
 - a further or higher education establishment that has been accepted into the TPS; or
 - a function provider (a company awarded a contract to perform functions on behalf of an LA).

⁹³ *Superannuation Act 1972*: <http://www.legislation.gov.uk/ukpga/1972/11/contents>

⁹⁴ *Public Service Pensions Act 2013*: <https://www.legislation.gov.uk/ukpga/2013/25/contents>

⁹⁵ *Teachers' Pension Regulations 2014 (SI2014/552)*:

<http://www.legislation.gov.uk/uksi/2014/512/contents/made>

- 7.9 The scheme is a defined benefit pension scheme managed by the Department. There are no underlying scheme assets and scheme liabilities are not allocated to member organisations due to a lack of appropriately detailed information. In accordance with FRS102, which is materially consistent with IAS19, contributions to the scheme are accounted for as if the scheme was a defined contribution scheme with only contributions payable during the year recognised.
- 7.10 Contributions to the TPS by employers and employees are set at rates determined by the Secretary of State, taking advice from the scheme's actuary. For the 2015/16, the academies sector was liable to pay employer's contributions of £1,134 million. Further information about the scheme can be obtained from the [TPS 2016-17 ARA](#)⁹⁶.

Partnership pension accounts

- 7.11 A small number of academies operate other schemes that are not material to the academies sector as a whole. These are defined contribution schemes, and as such are reflected in the SoCNI figures in staff pension costs.
- 7.12 Cash Equivalent Transfer Values are not recorded as part of this document. Further information can be obtained from individual AT ARAs.

Compensation on early retirement or for loss of office

Staff exit packages

- 7.13 The table below shows the total number and cost of exit packages agreed by ATs during the reporting year.

	Number of compulsory redundancies	Number of other departures agreed	Total number of exit packages agreed
< £10,000	1,856	1,713	3,569
£10,001 - £25,000	645	908	1,553
£25,001 - £50,000	174	253	427
£50,001 - £100,000	23	22	45
£100,001 - £150,000	1	3	4
Total number of cases	2,699	2,899	5,598
Total cost (£m)	£24.7	£34.0	£58.7

⁹⁶ Teachers' Pension Scheme ARA 2016-17: <https://www.gov.uk/government/publications/teachers-pension-scheme-annual-accounts-2016-to-2017>

7.14 Redundancy and other departure costs have been paid in accordance with the provisions of the relevant compensation schemes. Exit costs are accounted for in full in the year the departure is agreed. Where an academy trust has agreed early retirements, with agreed employer funded top-up for early access to pensions, the employer top-up costs are met by the trust alongside compensation for loss of office. Information on departure costs and numbers for each AT are also reported in the individual trust's ARA to aid transparency.

Loss of office payments

	Accounting Officer Number	Other Trustees Number	Officers, Trustees and NDAs Number
Serving at end of year	244	85	329
Left during year	598	26	624
Total number of cases	842	111	953

Payments to past directors

7.15 Payments to past directors are not recorded as part of this document.

Fair pay disclosure

7.16 Pay multiples at sector level are not recorded in this document. This information is available at trust level in AT ARAs.

Staff report

Gender of permanent employees

7.17 The split of male and female permanent employees at 31 August 2016 was as follows:

	Male	Number Female	Total
Trustees	3,595	5,416	9,011 ⁹⁷
Other (all non-trustee staff)	108,522	336,639	445,161
	112,117	342,055	454,172

7.18 The number of days lost due to sickness absence was 2,443,428 days.

⁹⁷ Numbers different to those shown in section 7.3 due to inconsistencies in data provided.

Consultancy and off-payroll arrangements

7.19 During the year the ATs incurred consultancy costs of £158 million relating to advisory services.

	£000
Educational	137,537
Non-educational	20,790
	158,327

7.20 During the year 42 ATs had off-payroll arrangements, of these 9 had such arrangements with trustees. The arrangements with trustees were for interim executive head teacher or chief executive officer services.

Staff costs: audited

	Permanently employed staff £000	Temporary staff £000	2015/16 Total £000
Salaries	10,589,261	-	10,589,261
Temporary staff costs	-	697,407	697,407
Social security	844,758	20,864	865,622
Pension costs	1,944,790	43,733	1,988,523
Severance payments	68,624	1,516	70,140
	13,447,433	763,520	14,210,953
Less recoveries in respect of outward secondments	(191)	(29)	(220)
	13,477,242	763,491	14,210,733

Average staff numbers

	Permanently employed staff Number	Temporary staff Number	2015/16 Total Number
Teachers	177,707	9,325	187,032
Management	29,889	565	30,454
Admin and support	159,174	9,332	168,506
	366,770	19,222	385,992

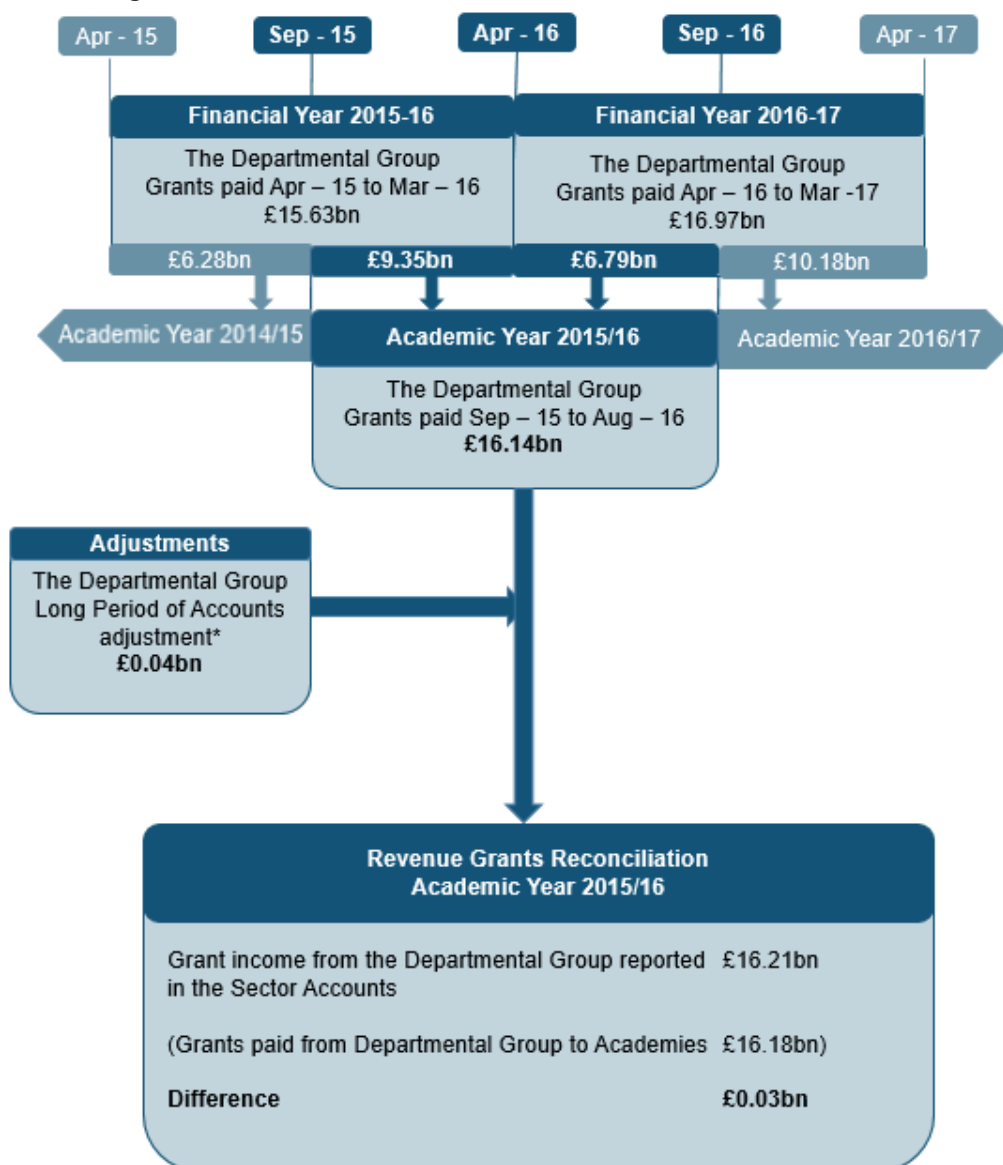
7.21 For 2015/16, ATs have recorded a combination of headcount and full-time equivalent figures for average staff numbers and the numbers disclosed above may not be directly comparable with future reports.

8. Parliamentary accountability and audit report

Parliamentary accountability report

- 8.1. This sets out how academies have spent the money voted to them by Parliament.
- 8.2. Parliament votes grant expenditure through the Department for Education Supply Estimate process, which operates on a financial year (April to March) basis.
- 8.3. The below 'grant tracker' reconciles the grants paid out by the Department (over the 2015-16 and 2016-17 financial years to March) with the amount recognised as grant income in the accounts of the academy trusts for the 2015/16 academic year.
- 8.4. There are two elements to this: the revenue grant tracker that looks at the largely formula based funding for schools, and the capital grant tracker which is a mixture of funding for school building programmes, other capital maintenance funding, and formula driven capital funding.
- 8.5. The revenue grant tracker (figure 27) includes all academy revenue funding for academy operations and other education priorities. This includes:
- the General Annual Grant (GAG) – including all funding calculated by reference to the school funding formula for pupils age 5 to 16 and the post-16 national funding formula for young people aged 16 to 19. This also includes high needs place funding and the Education Services Grant;
 - grants to meet other ministerial priorities, e.g. pupil premium, universal infant free school meals, year 7 catch up, PE & Sport grant; and
 - grants for structural changes to the academy sector, e.g. academy conversion grants, start-up grants and re-brokerage grants.
- 8.6. The capital grant tracker (figure 28) includes all academy capital funding issued by the Department. This includes:
- formula based allocations, e.g. Devolved Formula Capital and the Condition Improvement Fund allocations for larger MATs;
 - project based allocations, e.g. Academies Capital Maintenance Fund and Condition Improvement Fund, Priority School Building Programme; and
 - funds for structural changes to the academy sector, e.g. capital funding for the Free Schools programme.

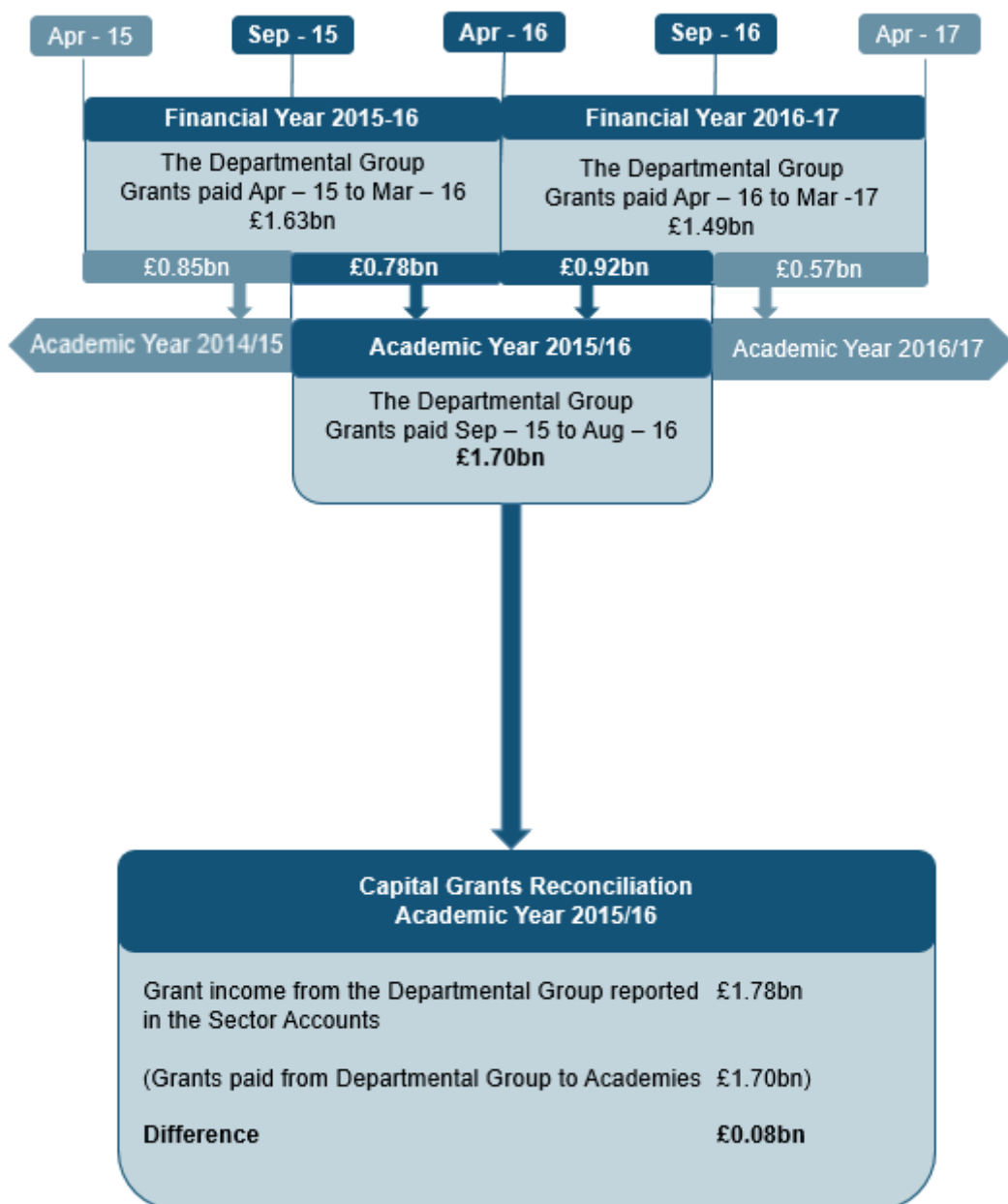
Figure 27: Revenue grant tracker



*Academy trusts that incorporate between 1 March-31 August 2015 produce long period accounts to August 2016. Additionally, some academy trusts have extended periods of accounts to change accounting date to 31st August. Grant income therefore needs to be added from AY 2014/15 to derive the grant funding related to the results reflected for the period. This funding relates to the payments to those trusts in the 2014-15 financial year, but consolidated in this account.

- 8.7. The figure shows that overall ATs have recognised £27 million more income than that paid out by the Departmental group. Of this, it has been possible to explain £9 million as timing differences between the two sides, leaving other differences of £18 million. Refer to the first four lines of Note 2 for the amounts recognised by the sector.

Figure 28: Capital grant tracker



8.8. The figure shows that overall ATs recognised £79 million more income than that paid out by the Departmental group. Of this, it has been possible to explain £36 million as timing differences between the two sides, leaving other differences of £43 million. Refer to Note 2 for amounts recognised by the sector.

Losses and special payments¹: audited**Losses statement**

	2015/16
Total number of cases	25
	£000
Cash losses	32
Fruitless payments and constructive losses	-
Claims waived or abandoned	218
Store losses	171
Total value	421

Special payments statement

	2015/16
Total number of cases	1,358
	£000
Honoraria	1
Ex-gratia	240
Compensation	399
Severance	23,760
Other	946
Total value	25,346

- 8.9 ATs have the delegated authority to make special severance payments under £50,000. Payments over this value require prior approval from HMT via the ESFA.
- 8.10 There were six such payments (by five ATs) totalling £353,000 recorded in the accounts return; of these, HMT approval was received retrospectively for one payment of £55,000, whilst two payments totalling £114,000 await retrospective review by HMT at the time of publication. ESFA are currently investigating the remaining three cases where amounts totalling £184,000 have already been paid.
- 8.11 No single loss or special payment over £300,000 was recorded by any trust.

¹ As defined in Managing Public Money: <https://www.gov.uk/government/publications/managing-public-money>

Gifts

	2015/16
Total number of cases	22
	£000
Gifts	23

Accounting Officer's declaration

8.12 As far as I am aware, there is no relevant audit information that has not been made available to the C&AG. I have taken all appropriate steps to make myself aware of all relevant audit information, and to establish that the C&AG is aware of that information.

Jonathan Slater
Accounting Officer

19 October 2017

The Certificate of the Comptroller and Auditor General to the House of Commons

I have audited the Academy Schools Sector in England Annual Report and Accounts prepared by the Department for Education for the year ended 31 August 2016 which comprise the Consolidated Statements of Comprehensive Net Income, Financial Position, Cash Flows, Changes in Taxpayers' Equity; and the related notes. These financial statements have been prepared under the accounting policies set out within them. I have also audited the information in the Remuneration and Staff Report and the Parliamentary Accountability Disclosures that is described in those reports as having been audited.

Respective responsibilities of the Accounting Officer and auditor

As explained more fully in the Statement of Accounting Officer's Responsibilities, the Accounting Officer is responsible for the preparation of the financial statements and for being satisfied that they give a true and fair view. My responsibility is to audit and express an opinion on the financial statements in accordance with applicable law and International Standards on Auditing (UK and Ireland). Those standards require me and my staff to comply with the Auditing Practices Board's Ethical Standards for Auditors.

Scope of the audit of the financial statements

An audit involves obtaining evidence about the amounts and disclosures in the financial statements sufficient to give reasonable assurance that the financial statements are free from material misstatement, whether caused by fraud or error. This includes an assessment of: whether the accounting policies are appropriate to the Academy Schools Sector's circumstances and have been consistently applied and adequately disclosed; the reasonableness of significant accounting estimates made by the Academy Schools Sector in preparing the accounts; and the overall presentation of the financial statements. In addition I read all the financial and non-financial information in the Annual Report to identify material inconsistencies with the audited financial statements and to identify any information that is apparently materially incorrect based on, or materially inconsistent with, the knowledge acquired by me in the course of performing the audit. If I become aware of any apparent material misstatements or inconsistencies I consider the implications for my report.

I am required to obtain evidence sufficient to give reasonable assurance that the expenditure and income recorded in the financial statements have been applied to the purposes intended by Parliament and the financial transactions recorded in the financial statements conform to the authorities which govern them.

Opinion on regularity

In my opinion, in all material respects the expenditure and income recorded in the financial statements have been applied to the purposes intended by Parliament and the financial transactions recorded in the financial statements conform to the authorities which govern them.

Basis for qualified opinion on the financial statements

The Department has recognised academy trust land and buildings in the Statement of Financial Position of £45bn as at 31 August 2016 and £40bn as at 1 September 2015. The audit evidence available to me in respect of these balances was limited because the Department was unable to demonstrate that all of these land and buildings met the recognition criteria for a non-current asset under International Accounting Standard 16 *Property, Plant and Equipment* (IAS 16) and had been valued in accordance with the requirements of IAS 16 and HM Treasury guidance. As a consequence, the Department was also unable to demonstrate that the associated depreciation, impairment and gain on revaluation of property, plant and equipment recorded in the Consolidated Statement of Comprehensive Net Income had been correctly calculated.

Qualified opinion on the financial statements

In my opinion **except for** the matters described in the Basis for my qualified opinion on the financial statements paragraph, the financial statements:

- give a true and fair view of the state of the Academy Schools Sector's affairs as at 31 August 2016 and of the surplus for the year then ended; and
- the financial statements have been properly prepared in accordance with the directions issued by HM Treasury.

Opinion on other matters

In my opinion:

- the parts of the Remuneration and Staff Report and the Parliamentary Accountability disclosures to be audited have been properly prepared in accordance with HM Treasury accounts directions; and
- the information given in the Performance Report and Accountability Report for the financial year for which the financial statements are prepared is consistent with the financial statements.

Matters on which I report by exception

- In respect solely of the matters referred to in the basis for qualified opinion paragraph:
- Adequate accounting records have not been kept or returns adequate for my audit have not been received from branches not visited by my staff; and

- I have not received all of the information and explanations I require for my audit.

I have nothing to report in respect of the following matters which I report to you if, in my opinion:

- the financial statements and the parts of the Remuneration and Staff Report and the Parliamentary Accountability disclosures to be audited are not in agreement with the accounting records and returns; or
- the Governance Statement does not reflect compliance with HM Treasury's guidance.

Report

My report on these financial statements is on pages 77 to 80.

Sir Amyas C E Morse
Comptroller and Auditor General

24 October 2017

National Audit Office
157-197 Buckingham Palace Road
Victoria
London
SW1W 9SP

The Report of the Comptroller and Auditor General to the House of Commons

This is the first year in which the Department for Education (the Department) has produced Academy Sector Accounts which consolidate the results of the 3,013 academy trusts that were open during the year ended 31 August 2016. Previously, the results of academy trusts were consolidated into the Department's own group accounts. This was very challenging for the Department as academy trusts have a financial year-end (31 August) that does not match that of the Departmental group (31 March). From 2013-14 to 2015-16, I issued adverse opinions on the truth and fairness of the Departmental group's financial statements as I had identified a level of misstatement and uncertainty that I considered to be material and pervasive. I recommended that the Department and HM Treasury work together to identify a solution to the causes of my qualification.

In response to my recommendation, the Department developed proposals to remove the academy trusts' financial results from the Departmental group's financial statements, which would reflect only grants paid to academies. The Department would then prepare a separate aggregated account for academies as at 31 August. These proposals were reviewed and approved on behalf of Parliament by the Education Select Committee, Liaison Committee, Alignment Review Committee and Scrutiny Unit, and have been implemented in this financial year. My findings from the audit work conducted following the introduction of the 2015-16 Academy Sector Accounts are set out below:

The Department has significantly improved the timeliness and quality of its financial reporting. The introduction of the Academy Sector Accounts enabled the Department to publish its group accounts in July 2017. This was several months earlier than in previous years. The removal of the academy trusts' financial results allowed me to issue an unqualified audit opinion on the group financial statements.

The Department has made good progress in addressing issues relating to accounting for land and buildings but significant weaknesses remain which have led me to qualify my audit opinion on the Academy Sector Accounts. From 2012-13 to 2015-16, I limited the scope of my audit opinion in respect of the value of land and buildings held by academy trusts that was recognised in the Departmental group accounts and I continue to do so for the 2015/16 Academy Sector Accounts. Academy trust land and buildings with a valuation of £45 billion have been recognised as at 31 August 2016

The Department has capitalised all land and buildings used by academy trusts within the consolidated statement of financial position, which may not comply with

the requirements of the relevant financial reporting framework. Academy trusts prepare their accounts in accordance with *Accounting and Reporting by Charities: Statement on Recommended Practice* (the Charities SORP). The Academy Sector Accounts are prepared in accordance with the Government Financial Reporting Manual (FRoM), which has different requirements on asset valuation from the Charities SORP. Rather than consolidating the balances recognised by academy trusts in their own accounts, the Department has therefore made a central adjustment for land and buildings, assuming that all land and buildings used by academy trusts should be capitalised. This may not comply with the requirements set out in the FRoM, for example where buildings are occupied on a short term lease or are owned by another entity, such as Church bodies. The Department does not have robust evidence to demonstrate that its assumption is appropriate.

The Department is unable to provide me with sufficient, appropriate evidence that the carrying value of the academy trust land and buildings it has recognised is a materially accurate reflection of the fair value of the underlying estate. In my report on the 2015-16 Departmental group accounts, I noted a number of weaknesses in the Department's approach to valuing its land and building assets. The Department has made good progress in addressing these issues for the 2015/16 Academy Sector Accounts. It has reviewed its valuation methodology and strengthened its controls over its professional valuation process. However, significant weaknesses remain, particularly around the Department's processes to ensure that the asset valuations included in the accounts reflect the current condition of the sector's estate. As I reported in my February 2017 report *Capital funding for schools*, the Department's first property data survey estimated that in total it would cost an estimated £6.7 billion to return all school buildings across both the academy and maintained sectors to satisfactory or better condition. The survey was completed in 2014 and covered 85% of the school estate. In 2016, the Department commissioned a second property data survey. The first results are expected to be available at the end of 2017.

Further improvements are needed if the Department is to achieve an unqualified audit opinion on future accounts, as well as to maximise the usefulness of the Academy Sector accounts for Parliament and other stakeholders. The introduction of the Academy Sector Accounts has allowed the Department to publish information on the academic performance of academies in the same document as the sector's financial position for the first time. Further improving the timeliness and accuracy of the accounts will support more effective Parliamentary scrutiny of how taxpayer's money has been spent and what has been achieved. The Department can also make greater use of the data it collects to prepare the Academy Sector Accounts to inform its oversight of academies and to help academies improve their financial management. This is particularly important given the current financial challenges facing schools, and the issues the Department faces in identifying and addressing the risk of financial failures in schools, that I reported on in my report of December 2016 *Financial sustainability of schools*.

Recommendations

The Department has made significant progress in addressing the sources of error and uncertainty that I noted in my report on the 2015-16 Departmental group accounts and has plans in place for further improvements in the future. To continue this progress, the Department should:

- a. Gather evidence to support its recognition of land and building assets in the Academy Sector Accounts. To address this, the Department is collecting information from academy trusts on the basis on which they occupy the land and buildings that they use, such as freehold, leasehold or licences. The Department then plans to use this information to inform its decision on which land and buildings should be recognised in the Academy Sector Accounts.
- b. Continue to make improvements to its processes for valuing the land and buildings that it recognises in the Academy Sector Accounts. In particular, it needs to provide evidence that the valuations included in the accounts reflect the current condition of the sector's estate.
- c. Build on the improvements it has made to its accounts production process to enable it to publish Academy Sector Accounts for future years on a more timely basis, working towards its commitment of producing them before the Parliamentary summer recess.
- d. Work with HM Treasury to finalise their proposals on how the results of academy trusts will be incorporated into the 2016-17 Whole of Government Accounts, which has a year-end of 31 March.
- e. Continue its efforts to minimise the reporting burden for academy trusts by streamlining the accounts production process and further enhancing its engagement with the sector.
- f. Consider how it can ensure that it is deriving maximum value from the data it collects to produce the Academy Sector Accounts to support its oversight of academies, as well as to provide information to academies that could help them to improve their financial management.

g. Consider whether there is additional information that could be included in future Academy Sector Annual Report and Accounts, such as trends in financial performance, which could be of use to Parliament in holding the sector to account.

Sir Amyas C E Morse
Comptroller and Auditor General

24 October 2017

National Audit Office
157-197 Buckingham Palace Road
Victoria
London
SW1W 9SP

Financial statements

Consolidated Statement of Comprehensive Net Income

for the year ended 31 August 2016

	Note	2015/16 £000
Operating income		
Income	2	(20,498,368)
Operating expenditure		
Staff costs	3	14,210,733
Other operating expenditure	4	5,753,568
Net operating income before conversions		(534,067)
Net (gain) on conversion of non-local authority academies	17	(938,139)
Net (gain) on conversion of local authority academies	17	(2,157,257)
Income for the year		(3,629,463)
Other comprehensive expenditure		
Items that will not be reclassified subsequently to profit or loss:		
Gain on revaluation of property, plant and equipment	5	(1,248,247)
Actuarial loss on defined benefit pension scheme	13	2,973,834
Items that may be reclassified subsequently to profit or loss:		
Fair value gain on investments	7	(4,925)
Other recognised losses		5,884
Total other comprehensive expenditure		1,726,546
Total comprehensive income		(1,902,917)

All income and expenditure reported in the Consolidated Statement of Comprehensive Net Income are derived from continuing operations of the Academy Sector.

The notes on pages 85 to 117 form part of these Accounts.

Consolidated Statement of Financial Position

as at 31 August 2016

	Note	2016 £000
Non-current assets		
Property, plant and equipment	5	48,207,502
Intangible assets		4,189
Investments	7	170,246
Receivables	8	11,087
		48,393,024
Current assets		
Inventories		9,500
Receivables	8	1,061,891
Cash and cash equivalents	9	3,223,866
		4,295,257
Total assets		52,688,281
Current liabilities		
Payables	10	(1,768,884)
Provisions	11	(2,551)
		(1,771,435)
Total assets less current liabilities		50,916,846
Non-current liabilities		
Payables	10	(100,818)
Provisions	11	(4,535)
Pension deficit	13	(7,358,639)
		(7,463,992)
Assets less liabilities		43,452,854
Taxpayers' equity		
Charitable Funds		42,204,607
Revaluation Reserve		1,248,247
		43,452,854

Jonathan Slater
Accounting Officer

19 October 2017

The notes on pages 85 to 117 form part of these Accounts.

Consolidated Statement of Cash Flows

for the year ended 31 August 2016

	Note	2015/16 £000
Cash flows from operating activities		
Net operating surplus		534,067
Depreciation	5	1,029,763
Impairment	5	260,625
Donations of PPE	5	(98,905)
Decrease in inventories		220
Increase in receivables	8	(196,730)
Increase in payables	10	211,624
Less movements in payables relating to items not passing through net operating costs		(33,068)
Use of provisions	11	(1,735)
Non-cash pension movements	13	886,230
Employer pension contributions	13	(593,534)
Other non-cash transactions		79,753
Net cash inflow from operating activities		2,078,310
Cash flows from investing activities		
Purchase of:		
property, plant and equipment	5	(2,190,432)
intangible assets		(2,504)
investments	7	(54,509)
Investment income	2	14,767
Proceeds of disposal of:		
property, plant and equipment and intangible assets	5	63,978
Investments	7	39,942
Net cash outflow from investing activities		(2,128,758)
Cash flows from financing activities		
Cash acquired on conversion of academies	17	103,361
Loans received		19,263
Capital element of finance lease		13,805
Net cash inflow from financing activities		136,429
Net increase in cash and cash equivalents in the year	9	85,981
Cash and cash equivalents at the beginning of the year net of overdrafts	9	3,136,878
Cash and cash equivalents at the end of the year net of overdrafts	9	3,222,859

The notes on pages 85 to 117 form part of these Accounts.

Consolidated Statement of Changes in Taxpayers' Equity

for the year ended 31 August 2016

	Note	Revaluation Reserve £000	Charitable Funds £000	Total £000
Balance at 1 September 2015		-	41,550,552	41,550,552
Surplus for the year		-	3,629,463	3,629,463
Other comprehensive income				
Net gain/(loss) on:				
revaluation of property, plant and equipment	5	1,248,247	-	1,248,247
fair value gain on investments	7	-	4,925	4,925
Actuarial loss on defined benefit pension scheme	13	-	(2,973,834)	(2,973,834)
Other recognised losses		-	(5,884)	(5,884)
Total other comprehensive income/(expenditure)		1,248,247	(2,974,793)	(1,726,546)
Total comprehensive income for the year		1,248,247	654,670	1,902,917
Movements in reserves				
Transfers between reserves		-	-	-
Other Charitable Funds movements		-	(615)	(615)
Balance at 31 August 2016		1,248,247	42,204,607	43,452,854

The Charitable Funds represents total assets less liabilities related to the Sector's schools, less unrealised revaluation adjustments to property, plant and equipment, (see Note 1).

The Revaluation Reserve reflects the unrealised element of the cumulative balance of the revaluation adjustments since 1 September 2015 to property, plant and equipment (see Note 1).

The notes on pages 85 to 117 form part of these Accounts.

Notes to the Accounts

1. Accounting policies

Statement of compliance

These accounts have been prepared in accordance with the 2015-16 *Government Financial Reporting Manual* (FReM) issued by HM Treasury (HMT). The accounting policies contained in the FReM apply International Financial Reporting Standards (IFRSs) as adapted or interpreted for the public sector context; these policies have been drafted accordingly, except for the departures as noted in Annex 4. Where the FReM permits a choice of accounting policy, the accounting policy which is judged to be most appropriate to the particular circumstances of the Sector for the purpose of giving a true and fair view has been selected. The particular policies adopted for 2015/16 are described below. They have been applied consistently in dealing with items considered material in relation to the accounts.

1.1 Accounting convention

These accounts have been prepared under the historical cost convention modified to account for the revaluation of certain assets and liabilities as set out in these accounting policies.

1.2 Going concern

The accounts are produced on a going concern basis. The Academy Sector is financed by the Department for Education (the Department), following decisions taken in the Government's Spending Review process and subsequent internal decision processes. The spending review and forward plans include provision for the continuation of funding. Therefore, the Department believes it is appropriate to prepare the accounts on a going concern basis.

Individual academy trusts may have going concern issues arising from specific circumstances of their operation, at both the trust and academy level. However, due to the difference in scale between the sector as a whole and individual academies, going concern risks to individual ATs are unlikely to lead to a going concern risk to the sector. In addition, the Department has the power to re-broker struggling academies to stronger academy trusts to maintain provision.

Consequently, the Department does not judge going concern weaknesses at individual academies to impact the going concern assumption held at the sector level.

1.3 Critical accounting judgements and key sources of estimation uncertainty

The preparation of these accounts requires the Department to make judgements, estimates and assumptions that affect the application of policies and reported amounts of assets and liabilities, income and expenditure for the Sector. These are based on historic and other factors that are believed to be reasonable, the results of which form the basis for making judgements. The estimates and underlying assumptions are reviewed on an on-going basis. The Department has specifically made such judgements on recognition of land and buildings, valuation of land and buildings, accounting for capital expenditure and assets under construction, accounting for the migration of opening balances and pensions.

The accounts have not offered any sensitivity analysis for these judgements.

1.3.1 Accounting framework

As mentioned in the Statement of Compliance above these accounts are prepared under the FReM. Academy trusts across the sector adopt a different accounting framework; *FRS102 The Financial Reporting Standard* (FRS 102) and the *Charities Statement of Recommended Practice* (SORP) based on UK generally accepted accounting policies.

The Department has completed a comparison review between FReM and SORP. Where material differences have been identified adjustments are made in the consolidation process in order to comply with FReM.

1.3.2 Recognition of land and buildings

A significant adjustment was made to academy trusts' reported results for the Sector to recognise all land and buildings used by academy trusts, irrespective of what the academy trusts recognised in their own accounts. As the reporting body academy trusts are required to consider compliance with SORP in recognition of their own land and buildings. In accordance with the accounting framework adopted by academy trusts, some do not recognise land and buildings utilised in their operations.

Accordingly, the Sector Accounts recognise all land and buildings to reflect the reality that all academy trusts operate from buildings and receive the economic benefit from operating their sites as academies. The Department considers the omission of such buildings and the land on which they stand from the Sector's Statement of Financial Position (SoFP) would significantly understate the risks and rewards of use for the assets managed within the Sector. Therefore, the Department commissioned valuations for all Sector land and buildings consistent with the accounting policy adopted for property, plant and equipment.

1.3.3 Valuation of land and buildings

The accounts reflect land and buildings at valuation, which requires the application of estimates and judgements. See Note 1.6 for more details about the property, plant and equipment accounting policy.

Land and buildings have been valued on a depreciated replacement cost (DRC) basis for a modern equivalent asset, which involves a judgement that there are not significant instances of non-specialist or surplus assets which might be appropriately valued on other bases. The calculation of the DRC value of the modern equivalent asset is performed by surveyors in accordance with the Royal Institute of Chartered Surveyors' (RICS) *Appraisal and Valuation Manual* and the Department's *Building Bulletin 103 and Building Bulletin 102*. The valuation of land and building assets on initial recognition is shown in property, plant and equipment Note 5, in the Transfer on Conversion lines.

In accordance with the accounting policies selected by the Department, the Sector re-values land and buildings every five years from the anniversary of their initial recognition. Between quinquennial revaluations, asset values are updated using indices. The selection of the indices used represents an accounting judgement. Buildings have been indexed using the Office for National Statistics "Interim construction output prices: new work".

Land values have been indexed, using the HPI residential land index issued by LSL Acadata. The Department considers that a residential price index is the most appropriate index to use across the academy sector's portfolio of assets as a large majority of current schools, and of potential new sites for schools, are in residential areas. However, this represents a key judgement in the valuation of assets.

1.3.4 Accounting for capital expenditure and assets under construction

The structure of the Academy Sector and the scale of the Department's capital programme, including activity funded by individual academy trusts, means that accounting for capital expenditure is inherently complex for the Sector and involves judgements over the capitalisation of assets under construction.

Capitalisation of expenditure as part of the Department's capital programme is reviewed as part of the year end process in determining the appropriate value to capitalise for each project in accordance with the requirements of *IAS 16 Property, Plant and Equipment* (IAS 16).

In accordance with the Sector's accounting policy, capital programme expenditure is capitalised as assets under construction where the development site's ultimate academy trust user has been identified; and that academy trust is included within the consolidation. The Department judges the academy trust will receive the economic benefit from operating the completed site. Instances where a development site's academy trust has not yet been identified do not lead to recognition of AuC assets by SARA. Expenditure for such sites is recognised by the Departmental ARA who retains the future economic benefit until the academy trust has been identified. Development site expenditure for known academy trusts without an open academy does not lead to AuC recognition by SARA; since the trusts do not have an open academy, they fall outside the consolidation boundary.

A detailed review is performed of amounts reported by academy trusts with projects that are part of the Department's capital programme, with consolidation adjustments to align reported values to those managed by the Department.

1.3.5 Valuation of balances on 1 September 2015

As discussed in the annual report, these Sector accounts are the first to be prepared following Parliament's approval to separate the Sector from the Departmental Group's ARA. The Department has removed (including comparatives) the income, spending, assets and liabilities of academy trusts from its consolidated accounts from 2016-17. The Department has also made additional adjustments to its 2015-16 comparative balances to restore the Departmental Group to a single economic entity, excluding the Academy Sector.

Due to the different reporting dates for the two groups (31 August and 31 March), there are no directly equivalent Sector balances in the Departmental Group accounts for 2015-16. The 2015-16 Departmental Group accounts contain Sector balances as at 31 March 2015 and 31 August 2016. Therefore, the Department was required to make judgements over the identification and valuation of the Sector's assets and liabilities as at 1 September 2015 for initial recognition by these Sector Accounts.

Assets and liabilities recognised on 1 September 2015 are taken from the accounts returns submitted by academy trusts as at 31 August 2015 and, following central adjustments such as land and buildings revaluation, used in the Department's 2015-16 consolidation process. Please refer to the [Department's 2015-16 ARA](#)¹ for a more detailed explanation of the consolidation approach.

As mentioned elsewhere in this note, balances reported by academy trusts were harmonised to bring them into line with the accounting policies adopted for the consolidated Departmental accounts. A similar adjustment has been made by the Department to the academy trusts' reported balances to support the consolidation approach for these accounts. In addition, the population of academy trusts included in each ARA is different, the initial 1 September 2015 transferred balances includes fewer academies than the 31 March 2016 Departmental ARA due to the continued movement of academies (conversion, closure and merging) between the reporting dates.

1.3.6 Pension valuation for the Local Government Pension Scheme

Local Government Pension Scheme deficits are recognised in the SoFP – all other defined benefit schemes are unfunded multi-employer schemes for which there are no underlying assets or liabilities to allocate across the employers. Details of the pension deficit are shown in Note 13.

Pension scheme assets are held at fair value. Scheme liabilities are estimated using a projected unit method and discounted at their current rate of return on a high quality corporate bond of equivalent term to the liability. All estimates are performed by actuaries in accordance with FRS102, which is materially consistent with *IAS 19 Employee Benefits*.

1.4 Basis of consolidation

These accounts present the consolidation of academy trusts which make up the Academy Sector. Transactions between entities included in the consolidation are eliminated, to present the consolidated financial performance and financial position for the academy sector as a single economic entity. The consolidation underpinning SARA includes all academy trusts with operational academies as at the 31 August year end. All academy trusts which have open academies as at the 31 August prepare audited financial statements.

Academy trusts have been classified by the Office for National Statistics as central government public sector bodies since 2004. Up to 2015-16, ATs were included within the Departmental consolidation boundary.

For the 2013-14, 2014-15 and 2015-16 financial years, the National Audit Office (NAO) gave an adverse opinion on the Department's consolidated accounts^{2 3 4}. The Department has continued to work with stakeholders, including Parliament and the Comptroller & Auditor General, to address the issues arising from consolidating the Sector with a 31 August year end into the Department's 31 March ARA.

In January 2016, the House of Commons Liaison Committee approved the Department's proposal for a new set of financial statements for the academy sector, based on a September to August financial year. The approach does not fully align with the requirements of Clear Line of Sight (which aims to align budgets, supply estimates and accounts), principally because SARA is based on the Sector's financial year rather than government's.

Since this is the first time SARA has been prepared, comparative data has not been presented. Refer to Note 1.5 for further details.

¹ The AR&A can be found at: <https://www.gov.uk/government/publications/dfe-consolidated-annual-report-and-accounts-2015-to-2016>

² https://www.gov.uk/government/uploads/system/uploads/attachment_data/file/579378/DfE_Consolidated_annual_report_and_accounts_2015-16Web.pdf, P.77

³ https://www.gov.uk/government/uploads/system/uploads/attachment_data/file/517766/DfE-consolidated-annual-report-and-a-counts-2014-to-2015-Web-version.pdf, P.122

⁴ https://www.gov.uk/government/uploads/system/uploads/attachment_data/file/397024/DfE_consolidated_annual_report_and_accounts_2013_to_2014.pdf, P.83

The Department will still produce a separate set of consolidated accounts for its Group, including grants paid to academy trusts, based on its April to March financial year.

Throughout these accounts 'Department' refers to the core Department whilst 'Sector' refers to the combination of all ATs that prepared audited statutory accounts as at the date of this ARA.

1.5 Business combinations

1.5.1 Initial recognition of academy trusts

The assets and liabilities of the Sector have historically been consolidated into the Department's accounts. In preparing the consolidated accounts for the first time, opening balances as at 1 September 2015 have been presented as a consolidation of the Sector assets and liabilities as at that date, rather than presenting as a transfer by absorption into the Sector with initial recognition at 1 September 2015. This has been considered the more appropriate basis of presentation as (other than academies subject to Transfer on Conversion into the Sector on 1 September) the ATs that are consolidated in these accounts were in existence at 31 August 2015. Accordingly, assets and liabilities have not been restated to fair value, with the exception of land and buildings which are professionally revalued following conversion. In accordance with the SARA Accounts Direction, no comparatives have been included.

The values reported at 1 September 2015 in these accounts do not agree to the value of assets and liabilities removed from either the Departmental Group or EFA Group's 2015-16 accounts. This is due to differences in the population of academies (with those academies opening between 1 September 2015 and 31 March 2016 not being reported in the opening balances), and due to differences in consolidation adjustments (for example for depreciation, indexation, and assets under construction movements) between 1 September 2015 and 31 March 2016.

1.5.2 In-year conversions

Academy trusts converting in-year are included using the method of absorption accounting. Under absorption accounting assets and liabilities brought into the Sector are not revalued to fair value but are transferred at the local authority's carrying value, adjusted to align with the consolidation accounting policies. Carrying value is after adjustments arising to align accounting policies (such as for land and buildings).

The net assets or liabilities acquired within the Sector through the business combinations, for nil consideration, are recognised either in Operating Income or in Other Comprehensive Income. Net assets and liabilities brought into the Sector from other government bodies (predominantly ex-local authority maintained schools) are recognised in non-operating costs. Net assets and liabilities brought into the Sector from outside the public sector (predominantly converted faith and foundation schools) are recognised in operating income to reflect the gain or loss to the public sector.

Note 17 has further details of both combinations and the net assets and liabilities brought into the Sector.

1.6 Property, plant and equipment

The asset value on capitalisation is measured at cost plus all direct costs, such as installation, attributable to bringing it into working condition. Individual academy trusts apply their own local accounting policies for capitalisation thresholds: therefore, the value at which a purchased item will be capitalised vary across the sector, ranging from £500 to £2,000.

Land and buildings are measured initially at cost and are restated to fair value (depreciated replacement cost) using external professional valuations in accordance with IAS 16 every five years, and in the intervening years by use of appropriate indices (as detailed in Note 1.3.3). Other assets are valued at depreciated historical cost as a proxy for fair value. For assets held for more than a year, the sector has applied the public sector tender prices indices issued by the Office for National Statistics (ONS) to academy buildings, and the HPI residential land index issued by LSL Acadata to academy land. More details are provided Note 1.3.3 above

The value of Assets Under Construction (AUC) is measured at cost plus direct costs directly attributable to bringing the assets into working condition in line with IAS 16. Direct costs include all costs associated with purchasing the land and property and bringing the assets into use, and a fair proportion of the Sector's internal costs. The Sector recognises AuC assets where it has control over the asset, and the right to the future economic benefit from that asset.

Upon conversion of an academy, the carrying value of academy land and buildings is calculated at depreciated replacement cost in order to comply with its accounting policies. The accounts do not reflect a revaluation adjustment as the valuation was before the assets' initial recognition in the Sector's accounts.

Land and building assets are operated through a number of routes from freehold, through leasehold to rentals. Where the Sector's academy trust's lease their land and building assets from a local authority the majority of such leases are very long (often 100 or 125 years) and there is usually only a notional peppercorn or no rental cost. To reflect the commercial and economic nature of such long low value leases, they are classified as equivalent to freehold and all building assets are consolidated into a single asset class.

There are small number of sites within the sector that are operated through private finance initiative (PFI) arrangements. Whilst the sites are managed through PFI arrangements the ATs are not direct counterparties to the PFI agreements; which remain with their local authorities or the ESFA.

However, PFI sites have been recognised as land and building assets by the SARA since the Department judges the economic benefit of occupation to flow to the Sector.

1.7 Depreciation

Depreciation is provided at rates calculated to write off the valuation of buildings and other property, plant and equipment by equal instalments over their estimated useful lives. Land and assets under construction are not depreciated but are assessed for impairment.

Asset lives, as applied by individual academy trusts, are in the following ranges:

- Freehold buildings 4-125 years
- Leasehold buildings 125 years or the lease term, whichever is shorter
- Leasehold improvements 125 years or the lease term, whichever is shorter
- Motor vehicles 3 – 10 years
- IT equipment 2 – 10 years
- Plant and machinery 3 – 30 years
- Furniture and fittings 2 – 20 years

1.8 Revaluation and impairment of non-current assets

Increases in value are credited to the Revaluation Reserve, unless it is a reversal of a previous impairment, which is credited to the SoCNI to the extent of the previous impairment and then to the Revaluation Reserve, in accordance with *IAS 36 Impairment of Assets* (IAS 36).

Impairments of revalued assets that do not result from a clear consumption of economic benefits are debited to the Revaluation Reserve up to the level of depreciated historical cost. Any excess impairment is charged to the SoCNI. Each year, the realised element of the reserve (i.e. an amount equal to the excess of the actual depreciation over depreciation based on historical cost) is transferred from the reserve to the General Fund.

Impairment losses that result from a clear consumption of economic benefit are taken directly to the SoCNI. Where the impairment relates to a revalued asset, the balance on the Revaluation Reserve to which the impairment would have been charged is transferred to the General Fund to ensure consistency with IAS 36.

On disposal of a revalued asset, the balance on the Revaluation Reserve in respect of that asset becomes fully realised and is transferred to the General Fund. Gains and losses on disposals are determined by comparing the disposal proceeds with the carrying amount and are recognised in the SoCNI. All non-current assets are reviewed for impairment if circumstances indicate the carrying amount may not be recoverable. An impairment loss is recognised for the amount by which the asset's carrying amount exceeds its recoverable

amount. The recoverable amount is the higher of an asset's fair value less costs to sell and value in use.

1.9 Financial instruments

The Sector adopts *IFRS 7 Financial Instruments: Disclosures*, *IAS 32 Financial Instruments: Presentation* and *IAS 39 Financial Instruments: Recognition and Measurement*. The Sector does not have any complex financial instruments. Financial assets and financial liabilities are recognised when the Sector becomes party to the contractual provisions of the instrument.

1.9.1 Financial assets

Financial assets are classified as appropriate as loans and receivables; available-for-sale; financial assets at fair value through profit and loss. Financial assets include cash and cash equivalents, trade and other receivables and loans. The classification of financial assets is determined at initial recognition. Financial assets are recognised initially at fair value, normally being the transaction price plus, in the case of financial assets not at fair value through profit or loss, directly attributable costs. Presently, the Sector does not have any financial assets that need to be classified as financial assets at fair value through profit or loss.

The subsequent measurement of financial assets depends on their classification:

Available-for-sale assets

The Sector holds investments which are classified as available for sale and are carried at fair value. Fair value is calculated as the closing bid price as at the year end. Movements in the fair value are recognised in the SoCNI.

Receivables

Trade and other receivables have fixed or determinable payments that are not quoted on an active market. They do not carry any interest and are initially recognised at their face value. Appropriate allowances (provisions/write-offs) for estimated irrecoverable amounts (bad debts) are recognised in the SoCNI when there is objective evidence that the asset is impaired. The allowance recognised is measured as the difference between the asset's carrying amount and the estimated future recoverable amount.

Cash and cash equivalents

Cash and cash equivalents comprise cash in hand and on demand deposits.

1.9.2 Financial liabilities

Financial liabilities are classified as financial liabilities measured at amortised cost. Financial liabilities include trade and other payables, loans and accruals. The Sector does not currently have financial liabilities measured at fair value through profit or loss; neither

does it have derivative financial instruments. The Sector determines the classification of its financial liabilities at initial recognition.

The measurement of financial liabilities depends on their classification:

Payables

Trade and other payables including accruals are generally not interest bearing and are stated at their face value on initial recognition. Subsequently, they are measured at amortised cost using the effective interest method.

Loan liabilities

The Sector is able to take out interest free loans for the purchase cost of solar panels and the Sector recognises only the sums outstanding at the year end. The Sector may also take out interest bearing loans with the Secretary of State's permission. The Sector states such loans at their face value on initial recognition. Subsequently, the Sector measures interest bearing loans at amortised cost using the effective interest method.

1.10 Grant income

Grant income from the Department and other government bodies is recognised on an accruals basis.

1.11 Operating income

Operating income is income which relates directly to the operating activities of the Sector, and is generated by the Sector in the course of its educational activities; which can encompass fundraising income, hire of facilities and sponsorship income.

1.12 Leases

Leases are classified as finance leases whenever the terms of the leases transfer substantially all the risks and rewards of ownership of the leased assets to the lessee. All other leases are classified as operating leases. Operating leases are charged to the SoCNI as expenditure is incurred.

1.13 Pensions

The Sector has adopted FRS102, which is materially consistent with IAS 19, *Employee Benefits*, to account for its pension schemes.

Accordingly, for funded defined benefit schemes the Sector recognises a liability in respect of any deficit, being the excess of the present value of the scheme's liabilities over the value of the assets in the scheme, to the extent that the Sector has a legal or constructive obligation to make good the deficit in the scheme. The pension scheme surplus (to the extent that it is considered recoverable) or deficit is recognised in full on the face of the SoFP. Actuarial gains/losses from the scheme are recognised in reserves.

Where the Sector makes contributions to defined contribution and unfunded defined benefit pension schemes (which do not have underlying assets) the Sector recognises contributions payable in the SoCNI.

Further details of the pension schemes are available in Note 13.

1.14 Early departure costs

The Sector is required to meet the additional cost of benefits beyond the normal pension scheme benefits in respect of some employees who retire early, and of compensation payments payable to some employees who take early severance.

1.15 Provisions

The Sector makes provision in the accounts where the following criteria are met in accordance with *IAS 37 Provisions, Contingent Liabilities and Contingent Assets* (IAS 37).

The criteria are as follows:

- a legal or constructive obligation exists that will result in the transfer of economic benefit;
- the transfer is probable; and
- a reliable estimate can be made.

1.16 Value added tax

Most of the activities of the Sector are outside the scope of VAT. In general output tax does not apply, or where it does, input tax on purchases is not recoverable. Irrecoverable VAT is charged to the relevant expenditure category or included in the capitalised purchase cost of property and equipment and intangible assets. Where output tax is charged or input tax is recoverable, the amounts are stated net of VAT.

1.17 Corporation tax

The Sector's ATs are considered to pass the tests set out in paragraph 1 Schedule 6 of the *Finance Act 2010* and therefore meet the definition of charitable companies for UK corporation tax purposes. Accordingly, ATs are potentially exempt from taxation in respect of income or capital gains received within categories covered by chapter 3 part 11 of the *Corporation Tax Act 2010* or Section 256 of the *Taxation of Chargeable Gains Act 1992*, to the extent that such income or gains are applied exclusively to charitable purposes.

However, the Sector recognises low levels of corporation tax arising from the small number of trading subsidiaries held by ATs that fall outside of paragraph 1 schedule 6 above.

1.18 Early adoption

The Sector has not adopted early any accounting standards in 2015/16.

1.19 IFRSs in issue but not yet effective

In order to comply with the requirements of *IAS 8 Accounting Policies, Changes in Accounting Estimates and Errors*, the Department must disclose where it has not applied a new IFRS that has been issued but is not yet effective. The Department has carried out a review of the IFRSs in issue but not yet effective, to assess their impact on its accounting policies and treatment. The full impact of the IFRSs in issue but not yet effective is not known and could be material to the accounts: the Department has therefore, chosen not to early adopt requirements of the following accounting standards and interpretations, which have an effective date after the start of these accounts:

Standard	Effective	FReM Application	Impact
IFRS 9 Financial Instruments	1 January 2018	Subject to consultation	<p>This change simplifies the classification and measurement of financial assets, as well as amending when and how impairments are calculated and reported, moving from an incurred loss to an expected loss model. This will result in impairments being recognised earlier than under <i>IAS 39 Financial Instruments: Recognition and Measurement</i>.</p> <p>While the Sector is materially exposed to financial instruments; the Department does not anticipate any significant impact from adopting this standard.</p>
IFRS 15 Revenue from Contracts with Customers	1 January 2018	Subject to consultation	<p>The changes set out steps for revenue recognition along with requirements for accounting for contract costs.</p> <p>The Sector does have some exposure to this new standard through its own fund raising activities. However the Department does not expect a significant impact due to the simple nature of the contracts.</p>

Standard	Effective	FReM Application	Impact
IFRS 16 Leases	1 January 2019	Subject to consultation	<p>The proposed changes simplify the classification and measurement of leases by introducing a single lessee accounting model, removing the distinction between recognising an operating lease (off-balance sheet financing) and a finance lease (on-balance sheet financing). The new standard requires recognition of all leases which last over 12 months to be recognised as a finance lease (on-balance sheet). This will result in the recognition of a right-to-use asset, measured at the present value of future lease payments, with a matching liability. The pattern of recognition of the expenditure will result in depreciation of the right-to-use asset and an associated finance cost being recognised.</p> <p>Since all leases of land and buildings are recognised on the Sector's SoFP, the main impact will be for non-land and building leases. The Department has not yet quantified the impact.</p>

2. Income

	2015/16 £000
Grant income	
DfE/EFA revenue grants income:	
General annual grant	14,805,298
Pupil premium grant	817,780
Other DfE/EFA revenue grants	533,014
Other DfE Group revenue grants	54,272
Other revenue grants:	
Local Authority Special Educational Needs grants	456,349
Other Local Authority revenue grants	352,608
Other grants	55,326
Revenue grant income	17,074,647
DfE/EFA capital grants	1,780,016
Local Authority capital grants	114,796
Other capital grants	4,729
Capital grant income	1,899,541
Non-grant income	
Income from activities for generating funds	436,870
Catering income	185,822
Capital donations	171,417
Revenue donations	152,810
Rental income	109,427
Investment income	14,767
Other income	453,067
Other income	1,524,180
	20,498,368

3. Staff costs

	Permanently employed staff £000	Temporary staff costs £000	2015/16 Total £000
Salaries	10,589,261	-	10,589,261
Temporary staff costs	-	697,407	697,407
Social security	844,758	20,864	865,622
Pension costs	1,944,790	43,733	1,988,523
Severance payments	68,624	1,516	70,140
	13,447,433	763,520	14,210,953
Less recoveries in respect of outward secondments	(191)	(29)	(220)
	13,477,242	763,491	14,210,733

Staff numbers and other relevant disclosures are included within the Remuneration and Staff Report in the Accountability Section, see section 7.

4. Other operating expenditure

	2015/16 £000
Educational supplies	580,572
Building maintenance and repair cost	459,418
Premises costs including rates and service charges	438,213
Catering	363,159
Consultancy and other professional fees	296,245
IT and telecommunications costs	246,650
Utilities	245,209
Exam fees	203,255
Staff related costs	180,716
PFI charge	80,153
Insurance Costs	43,895
Rentals under operating leases:	
land and buildings	38,504
other operating leases	48,179
Auditors' remuneration:	
audit fees	29,816
non-audit fees	9,474
Travel and subsistence	1,662
Bank charges and interest	1,586
Other expenditure	1,117,939
Non-cash Items	
Depreciation	1,029,763
Amortisation	2,250
Impairment	260,625
Loss on disposals	75,332
Provisions:	
provided in year	1,236
not required and written back	(283)
	5,753,568

Auditors' remuneration relates to the fees incurred by academy trusts for the audit of their financial statements and other services.

The National Audit Office charges a notional fee of £400,000 for the audit of this ARA. This is not reported in the values above.

5. Property, plant and equipment

	Land & Buildings £000	Leasehold Improve'ts £000	IT Equipment £000	Plant & Machinery £000	Furniture & Fittings £000	Motor Vehicles £000	Assets Under Construct'n £000	Total £000
Cost or valuation								
At 1 September 2015	40,576,009	274,658	965,274	155,454	937,629	30,286	1,188,237	44,127,547
Additions	526,415	72,377	130,355	12,653	134,111	4,460	1,310,061	2,190,432
Acquired on conversion ¹⁰³ :								
LA	2,261,811	406	10,351	1,464	25,274	633	50,615	2,350,554
Non-LA	830,526	83	3,547	361	3,901	(23)	148,356	986,751
Donations	89,598	282	2,665	-	1,615	451	4,294	98,905
Disposals	(134,573)	(2,882)	(38,260)	(473)	(8,210)	(912)	(4,869)	(190,179)
Revaluations	673,530	(41)	81	17	26	-	-	673,613
Impairment charge	(260,136)	(174)	(11)	(27)	(277)	-	-	(260,625)
Reclassifications	1,022,319	3,702	4,310	(75)	5,782	14	(1,036,052)	-
Transferred from EFA	-	-	-	-	-	-	2,675	2,675
At 31 August 2016	45,585,499	348,411	1,078,312	169,374	1,099,851	34,909	1,663,317	49,979,673
Depreciation								
At 1 September 2015	(133,283)	(38,603)	(661,269)	(57,744)	(460,125)	(16,600)	-	(1,367,624)
Charged in year	(661,003)	(24,886)	(177,538)	(17,351)	(143,620)	(5,365)	-	(1,029,763)
Disposals	1,278	2,076	38,078	346	8,139	665	-	50,582
Revaluations	574,714	-	(80)	-	-	-	-	574,634
Reclassifications	(730)	752	(1,306)	178	1,130	(24)	-	-
At 31 August 2016	(219,024)	(60,661)	(802,115)	(74,571)	(594,476)	(21,324)	-	(1,772,171)
Carrying value as at:								
1 September 2015	40,442,726	236,055	304,005	97,710	477,504	13,686	1,188,237	42,759,923
31 August 2016	45,366,475	287,750	276,197	94,803	505,375	13,585	1,663,317	48,207,502

¹⁰³ For more detail, please see Note 17 – Transfer on conversion

Land and building assets have been presented as a single asset class to reflect the common valuation techniques (depreciated replacement cost) applied to the estate as a whole. The Sector operates its land and building assets through a number of routes from freehold, through leasehold to rentals. Where the Sector leases its land and building assets from their local authority the majority of such leases are very long (often 100 or 125 years) and there is usually only a notional peppercorn, or in some instances no, rental cost. To reflect the commercial/economic nature of such long low value leases they have been classified as equivalent to freehold and consolidated all land and building assets into a single asset class.

Land and building assets acquired by the Sector on conversion into academy schools are valued on a basis consistent with other land and building assets; depreciated replacement cost. Following the initial recognition all its school land and building assets will be revalued in line with Sector accounting policy every five years, necessitating an expansion of the rolling revaluation programme. Land and building assets for all Sector sites opened after 31 March 2012 are revalued, at latest, on the five-year anniversary of their opening. Valuations (and revaluations) of land and buildings, following academies' move into the sector, have been performed by Kier Group plc.

The Sector's surveyors revalue land and buildings in accordance with the Royal Institute of Chartered Surveyors' (RICS) *Appraisal and Valuation Manual* and the Department's *Building Bulletins 102 and 103*.

Included within the closing value of land and buildings is £15.6 billion of land held by academy trusts.

Assets under construction relate to IT and school building construction projects. Assets under construction include £10.3 million of staff costs incurred by the ESFA in year.

Assets funded through PF2 are also included within this note, and are subject to the same accounting policies.

6. Financial instruments

6.1 Financial risk management

As the cash requirements of academies are met through grants from central and local government, financial instruments play a more limited role in creating and managing risk than would apply to non-public sector bodies of a similar size. The majority of financial instruments relate to contracts for non-financial items in line with the Sector's expected purchase and usage requirements and the Sector is therefore exposed to little credit, liquidity or market risk.

Due to the largely non-trading nature of their activities and the way in which academies are financed, the Sector is not exposed to the degree of financial risk faced by business entities. Moreover, financial instruments play a much more limited role in creating or changing risk than would be typical of companies. The Sector has very limited powers to borrow or invest surplus funds. Financial assets and liabilities are generated by day-to-day operational activities and are not held to change the risks facing academies in undertaking their activities.

However, the Sector entered into several financial instruments during 2015/16 that are material to this account.

Liquidity risk

The Sector's funding requirements (as well as its capital expenditure) are financed by central and local government entities. The Sector is therefore not exposed to any significant liquidity risks.

Interest-rate risk

The Sector's financial instruments carry either nil or fixed rates of interest and it is not therefore exposed to significant interest-rate risk. The Sector follows the rules set out in the Academies Financial Handbook (AFH).

Credit risk

Credit risk is the risk that a service user or counterparty to a financial instrument will fail to pay amounts due causing financial loss to the Sector and arises principally from cash and outstanding debt. The Sector's exposure to credit risk can be split into three broad sources:

- banks that hold academy investments. This is immaterial and bound by the rules in the AFH.
- amounts due from central and local government entities, such as VAT and accrued capital grants. This is considered low risk.
- amounts due from non-government entities for, such as trade receivables.

Market risk

The Sector is exposed to market risk through its market valued investment portfolio. The majority of the Sector's investment portfolio comprises investment funds and/or unit trusts managed by professional money managers, and is subject to the rules in the AFH.

6.2 Financial assets by category

	Cash & cash equivalents £000	Loans and receivables held at amortised cost £000	Held to maturity investments at amortised cost £000	Designated at fair value through SOCNI £000	2016 £000
Investments	-	-	11,027	159,219	170,246
Receivables	-	1,072,978	-	-	1,072,978
Cash	3,223,866	-	-	-	3,223,866
					4,467,090

6.3 Financial liabilities by category

	Carried at amortised cost £000	Carried at fair value £000	Held for trading at fair value £000	2016 £000
Payables				
Loans	74,855	-	-	74,855
Other payables	1,794,847	-	-	1,794,847
				1,869,702

7. Investments

	Investments at cost £000	Investments at fair value £000	Total £000
1 September 2015	16,967	132,096	149,063
Additions	2,358	52,151	54,509
Acquired on conversion ¹⁰⁴ :			
LA	-	1,647	1,647
Non-LA	(254)	49	(205)
Disposals	(1,479)	(38,204)	(39,683)
Fair value gain	-	4,925	4,925
Impairment	(10)	-	(10)
Reclassifications	(6,555)	6,555	-
Balance at 31 August 2016	11,027	159,219	170,246

¹⁰⁴ For more detail, please see Note 17 – Transfer on conversion

8. Receivables

	2016 £000
Amounts falling due within one year:	
Trade receivables	93,355
VAT receivable	219,148
Accrued capital grants	159,370
Prepayments and other accrued income	453,439
Other receivables	136,579
Total receivables falling due within one year	1,061,891
Amounts falling due after more than one year:	
Trade receivables	138
Accrued capital grants	1,909
Prepayments and accrued income	1,330
Other receivables	7,710
Total receivables due after one year	11,087

9. Cash and cash equivalents

	2016 £000
Balance at 1 September 2015	3,138,408
Acquired on conversion ¹⁰⁵	103,361
Net change excluding conversions	(17,903)
Balance at 31 August 2016	3,223,866
The following balances are held at:	
Cash at bank and in hand:	
Commercial banks	3,223,866
Overdrafts:	
Commercial banks	(1,007)
Balance at 31 August 2016	3,222,859

Included in the above is £250 million in relation to amounts held for third parties, with £217 million of this relating to 16-19 Bursary funds, £16 million for Parent Teacher Associations or equivalent, and the remainder for other items.

¹⁰⁵ For more detail, please see Note 17 – Transfer on conversion

10. Payables

	2016 £000
Amounts falling due within one year:	
Accruals and deferred income	659,091
Trade payables	471,076
Other payables	319,802
Tax and social security payables	237,211
Deferred capital grants	58,466
Loans	13,914
VAT payables	4,979
Finance leases	3,338
Overdrafts	1,007
Total payables due within one year	1,768,884
Amounts falling due after more than one year:	
Loans	60,941
Other payables	24,083
Finance leases	15,794
Total payables due after more than one year	100,818

Loan maturity analysis

The analysis below shows the maturity of loans payable by ATs:

	2016 £000
Within one year	13,914
After more than one year but less than five years	42,870
More than five years	18,071
	74,855

11. Provisions for liabilities and charges

	Property £000	Other £000	Total £000
At 1 September 2015	3,291	4,577	7,868
Additional charge in year	173	1,063	1,236
Provision utilised in year	(546)	(1,189)	(1,735)
Provision released during the year	(24)	(259)	(283)
Balance of provision at 31 August 2016	2,894	4,192	7,086
Not later than one year	737	1,814	2,551
Later than one year and not later than five years	2,157	472	2,629
Later than five years	-	1,906	1,906
Balance of provision at 31 August 2016	2,894	4,192	7,086

12. Capital and other commitments

12.1 Capital commitments

Contracted and approved commitments at 31 August not otherwise included in these financial statements:

	2016 £000
Property, plant and equipment	397,497
	397,497

12.2 Commitments under leases

12.2.1 Operating leases

Total future minimum lease payments under operating leases are given in the table below for each of the following periods.

	2016 £000
Land and buildings	
Not later than one year	46,986
Later than one year and not later than five years	161,786
Later than five years	606,020
	814,792
Other	
Not later than one year	58,967
Later than one year and not later than five years	95,113
Later than five years	78,255
	232,335

12.2.2 Finance leases

Total future minimum lease payments under finance leases are given in the table below for each of the following periods.

	2016 £000
Land and buildings	
Not later than one year	1,122
Later than one year and not later than five years	4,296
Later than five years	10,587
	16,005
Other	
Not later than one year	124
Later than one year and not later than five years	441
Later than five years	121
	686

12.3 Obligations under PFI contracts

The total amount charged in the Statement of Comprehensive Net Income in respect of off-balance sheet (SoFP) PFI or other service concession transactions was £80.2 million. Total future minimum payments under other service concession arrangements are given in the table below for each of the following periods.

	2016 £000
Not later than one year	55,543
Later than one year and not later than five years	206,192
Later than five years	646,279
	908,014

12.4 Other financial commitments

The Sector has entered into non-cancellable contracts (which are not leases, PFI contracts or other service concession arrangements). The payments to which the Sector are committed are as follows.

	2016 £000
Non-cancellable contracts	
Not later than one year	5,636
Later than one year and not later than five years	5,186
Later than five years	9,360
	20,182

13. Pension scheme disclosures

13.1 Academies' pension schemes

The Sector participates in a range of pension schemes for its employees.

Teachers' Pension Scheme

The Teachers' Pension Scheme (TPS) is a statutory, contributory, defined benefit scheme. It operates under the Teachers' Pensions Regulations 2010 (as amended) and the Teachers' Pension Scheme Regulations 2014 (as amended).

Membership is automatic for full-time teachers and part-time teachers in academies on appointment or change of contract, although teachers may opt out.

The TPS is an unfunded scheme and members contribute on a 'pay as you go' basis. Employee and employer contributions are credited to the Exchequer. Retirement and other pension benefits are paid by public funds provided by Parliament.

The latest actuarial valuation of the TPS was carried out as at 31 March 2012 and was published by DfE in June 2014. Subsequently, the employer contribution rate increased from 14.1% to 16.4% on 1 September 2015. In addition, and on the same date, employers commenced payment of a 0.08% levy to cover administration expenses.

The next actuarial valuation will be as at 31 March 2016, whereupon the employer contribution rate is subject to change from 1 April 2019.

The valuation report and supporting documentation can be found on the [Teachers' Pension Scheme website](#)¹⁰⁶.

The SARA has accounted for employer contributions to the TPS as if it was a defined contribution scheme.

Local Government Pension Scheme

Local Government Pension Scheme (LGPS) is open to non-teaching staff in ATs and is a funded multi-employer defined benefit scheme. This is therefore the Sector's only scheme for which the scheme administrators can allocate the underlying assets and liabilities to the employing organisations.

¹⁰⁶ <https://www.teacherspensions.co.uk/>

The LGPS is a single national scheme that is administered at a local level by fund units that in many, but not all cases, approximate local authorities. Whilst the scheme is national, benefits are accrued at the local fund level.

The scheme provides funded defined benefits, historically on the basis of final pensionable salary and from 1 April 2015 on the basis of career average salary. The assets of the scheme are held separately from those of the sector and are invested in managed funds. Employer contribution rates are determined by a qualified actuary and on the basis of triennial valuations.

Parliament has agreed, at the request of the Secretary of State for Education, to a guarantee that, in the event of academy closure, outstanding LGPS liabilities would be met by the Department. The guarantee came into force on 18 July 2013.

Employers' contributions totalled for 2015/16 were £594 million. The agreed contribution for future years range from 7.2% to 29.4% for employers' dependant on local authority.

Following the triennial valuation of local government pension schemes at 31 March 2016, each academy's employer contribution rate will increase from April 2017, although they will increase at the maximum of 1% per annum until employers reach their new rate. Schemes confirmed these increases with each academy in the first half of 2017. In addition, the lump sum annual contributions will increase.

13.2 Summary of movements in the LGPS net liability

Funded pension schemes are shown on a net liability basis (or net asset where the total scheme asset balance exceeds the gross liability). This means that scheme assets are deducted from the gross pension liability balance.

	2015/16 £000
At 1 September 2015	3,750,398
Net liabilities assumed on conversion ¹⁰⁷	342,796
Current service cost	739,690
Employee contributions	3
Employer contributions	(593,534)
Benefits paid	473
Past service cost	3,650
Net finance cost	138,639
Settlements	567
Curtailments	2,123
Actuarial loss	2,973,834
At 31 August 2016	7,358,639

¹⁰⁷ For more detail, please see Note 17 – Transfer on conversion

As shown in the table above, the change in the net pension liability is largely dictated by three factors:

- the actuarial loss
- the current service costs which increase the liability
- the net interest costs which increase the liability

This volatility of actuarial gains or losses is predominantly due to the change in assumptions, in particular the discount rate net of inflation and demographic assumptions.

The current service cost is an estimate made by scheme actuaries of the benefit earned by employees in the year and it is used to determine standard contribution rates for each scheme. In 2015-16 these standard contribution rates increased for a number of schemes, including TPS and LGPS, resulting in higher levels of employer's expenditure. The actual rate of employer contributions is determined as part of a funding valuation using different assumptions.

The net interest cost reflects the increase in the present value of the pension liability during the year because the benefits are one period closer to settlement. The financing cost is based on the discount rate (including inflation) at the start of the year and is calculated on the gross liability of unfunded schemes and the net liability of funded schemes. The expense from unwinding the discount rate is recognised against net expenditure.

An analysis of the in-year movement in LGPS gross obligations and gross assets are provided in Notes 13.3 and 13.4. Employee contributions and benefits paid impacted on both the gross liability and the scheme assets and so have a mainly neutral impact on the net liability.

13.3 Movements in the present value of LGPS gross liability

	2015/16 £000
At 1 September 2015	8,206,499
Liabilities assumed on conversion ¹⁰⁸ :	
Local Authority	456,541
Non-local Authority	102,353
Current service cost	739,690
Interest cost	339,635
Employee contributions	174,670
Past service cost	3,650
Actuarial loss	3,623,482
Benefits paid	(85,903)
Unfunded benefits paid	473
Losses on curtailments	2,123
At 31 August 2016	13,563,213

13.4 Movements in the fair value of LGPS gross assets

	2015/16 £000
At 1 September 2015	4,456,101
Assets acquired on conversion of academy schools ¹⁰⁹ :	
Local Authority	178,863
Non-local Authority	37,235
Employer contributions	593,534
Employee contributions	174,667
Actuarial gain	649,648
Benefits paid	(85,903)
Assets transferred on scheme settlement	(2,125)
Effect of non-routine settlements	1,558
Interest income	200,996
At 31 August 2016	6,204,574

13.5 Scheme assets

	2015/16 Percentage
Equities	66%
Corporate bonds	12%
Property	8%
Gilts	4%
Cash and other liquid assets	3%
Other	7%
	100%

¹⁰⁸ For more detail, please see Note 17 – Transfer on conversion

¹⁰⁹ For more detail, please see Note 17 – Transfer on conversion

13.6 Analysis of non-interest costs charged to SoCNI

	2015/16 £000
Current service cost	739,690
Past service cost	3,650
Loss on curtailments and settlements	2,123
Loss on transfer of assets on scheme settlements	2,125
Net cost	747,588

13.7 Analysis of interest costs charged to SoCNI

	2015/16 £000
Interest income	(200,996)
Interest on scheme liabilities	339,635
Net cost	138,639

13.8 Analysis of amounts in other comprehensive expenditure

	2015/16 £000
Total actuarial loss	2,973,834
Net cost	2,973,834

13.9 Major financial assumptions

Table setting out the LGPS	2015/16
Rate of Inflation	1.8% - 2.3%
Rate of increase in salaries	3.1% - 4.1%
Discount rate	2.0% - 3.4%
Rate of return on pensions	1.8% - 3.2%

Based on appropriate professional advice, academy trusts have set the financial assumptions used in the preparation of the actuarial valuation of liabilities appropriate for their individual circumstances. These assumptions have a range of uncertainty. Pension schemes operate over very long timescales and these assumptions may not be borne out in practice. The movement in pension liabilities reflects the movement in the actuarial assumptions in the year.

14. Contingent liabilities

Quantifiable

The sector holds the following quantifiable contingent liability to be disclosed under IAS 37.

	2016 £000
At 1 September 2015	1,625
Changed during accounting period	1,820
At 31 August 2016	3,445

Unquantifiable

During the operation of its Funding Agreement, in the event of an AT's sale or disposal by other means of an asset for which a Government capital grant was received, the AT is required either to re-invest the proceeds or to repay the Secretary of State the same proportion of the proceeds of the sale or disposal as equates with the proportion of the original cost met by the Secretary of State.

Upon termination of the Funding Agreement, whether as a result of the Secretary of State or the AT serving notice, the AT shall repay to the Secretary of State sums determined by reference to:

- the value at the time of the trust's site and premises and other assets held for the purpose of the AT; and
- the extent to which expenditure incurred in providing those assets was met by payments by the Secretary of State under the Funding Agreement.

15. Related party transactions

Related parties for the sector include the Department and the management of the Department. The relationship between the Department and the sector is considered in the Grant Trackers included in the accountability section of the annual report at paragraph 8.3. The relationship between management of the Department and the sector have been disclosed in the ARA for the Department¹¹⁰.

The following tables shows the value of all other related party transactions entered into by the sector during the year. Examples of these include transactions with: subsidiary companies or shared services; diocesan education authorities; a charity classified as a related party; and trustees (or trustees' family members) providing services to the trust. Details of related parties are disclosed in trusts' own accounts.

¹¹⁰ <https://www.gov.uk/government/publications/dfc-consolidated-annual-report-and-accounts-2016-to-2017>

	Number of related party transactions Number	2015/16 Payments to related parties £000
£1 to £50,000	2,636	24,627
£50,001 to £100,000	183	12,585
£100,001 to £200,000	119	16,006
£200,001 to £250,000	25	5,662
£250,001+	70	61,922
	3,033	120,802

	Number of related party transactions Number	2015/16 Receipts from related parties £000
£1 to £50,000	857	9,574
£50,001 to £100,000	135	9,541
£100,001 to £200,000	88	11,471
£200,001 to £250,000	16	3,565
£250,001+	59	39,066
	1,155	73,217

Details of investigations carried out, identifying any issues in relation to related parties, can be found in the published [academies financial management and governance reviews](#)¹¹¹, and [academies investigation reports](#)¹¹².

¹¹¹ <https://www.gov.uk/government/collections/academies-financial-management-and-governance-reviews>

¹¹² <https://www.gov.uk/government/collections/academies-investigation-reports>

16. Events after the reporting period

Academy trusts have continued to be incorporated and open new academy schools throughout the period from 31 August 2016 to the date that these accounts were authorised for issue. Annex 8 includes all new academy trusts as well as those operational as at the year end.

These Sector accounts apply *IAS 10 Events after the Reporting Period*, except for the requirement that the accounts be adjusted for events that existed in the reporting period that are not included in the AT accounts. Any significant events will be disclosed as non-adjusting events.

These accounts were authorised for issue by Jonathan Slater (Accounting Officer) on the date they were certified by the Comptroller & Auditor General. With the exception of the above, there have not been any other significant post reporting period events that have required disclosures in the accounts.

17. Transfer on conversion

	LA £000	Non-LA £000	Total £000
Non-current assets			
Property, plant and equipment	2,350,554	986,751	3,337,305
Intangible assets	44	-	44
Investments	1,647	(205)	1,442
	2,352,245	986,546	3,338,791
Current assets			
Inventories	88	-	88
Receivables	31,473	5,438	36,911
Cash and cash equivalents	83,676	19,685	103,361
	115,237	25,123	140,360
Current liabilities			
Payables	(27,593)	(6,489)	(34,082)
	(27,593)	(6,489)	(34,082)
Non-current liabilities			
Payables	(4,603)	(1,923)	(6,526)
Provisions	(351)	-	(351)
Pension scheme deficit	(277,678)	(65,118)	(342,796)
	(282,632)	(67,041)	(349,673)
Net asset transferred on conversion - total	2,157,257	938,139	3,095,396

On an existing school's conversion to an academy status (such as a local authority maintained school, foundation school, faith school, etc.) the assets and liabilities of the school will be transferred at cost to the academy trust that operates the school. For academy schools without a legacy school (such as free schools and studio schools) assets and liabilities may be inherited by the academy trust from third parties such as sponsors.

In either case the academy trust, will account for all inherited assets and liabilities introduced to the sector on the opening of an academy school under absorption accounting. New assets and liabilities are not revalued to fair value on introduction but carried at net book value. Land and building assets and pension scheme valuations are adjusted arising from harmonising accounting policies for new assets and liabilities.

Transfer on conversion settlements occur in the year after conversion of an academy school when there are changes to accounting estimates of the value of transferred assets and liabilities, for example pension or property, plant and equipment. Schools convert into academies throughout the reporting period.

Annex 1 – Sector development data

Academies that closed during the reporting period for the Academies Act (1 August 2015 to 31 July 2016) and HMT Accounts Direction 1 September 2015 and 31 August 2016.

(source: Academies sponsored and converter - [Edubase as at August 2016](#)¹¹³; Free schools, studio schools and UTCs - KIM Mart as at August 2016)

Academy name	Type	Reason for closure
August 2015		
Stockport Technical School	Free Schools	Closure
Dawes Lane Academy	Free Schools - Alternative Provision	Closure
Create Studio	Studio Schools	Closure
Durham Studio School	Studio Schools	Closure
Inspire Enterprise Academy	Studio Schools	Closure
Black Country UTC	University Technical College	Closure
Hackney University Technical College	University Technical College	Closure
Bushloe High School	Academy Converter	Result of Amalgamation/Merger
John Cleveland College	Academy Converter	Result of Amalgamation/Merger
Mount Grace High School	Academy Converter	Result of Amalgamation/Merger
Sutherland Business and Enterprise College	Academy Converter	Result of Amalgamation/Merger
Wrockwardine Wood Arts Academy	Academy Converter	Result of Amalgamation/Merger
Brookfield House School	Academy Special Converter	Result of Amalgamation/Merger
Castlegreen Community School	Academy Special Converter	Result of Amalgamation/Merger
Springwell Dene School	Academy Special Converter	Result of Amalgamation/Merger
Longslade Community College	Academy Sponsor Led	Result of Amalgamation/Merger

¹¹³ Number of Academies data: <https://www.gov.uk/government/publications/open-academies-and-academy-projects-in-development>

Academy name	Type	Reason for closure
September 2015		
The Marlowe Academy	Academy Sponsor Led	Closure
Filton Avenue Junior School	Academy Converter	Result of Amalgamation/Merger
December 2015		
Weston Academy	Academy Converter	Closure
Hessle Penshurst Primary School	Academy Converter	Result of Amalgamation/Merger
January 2016		
Haybrook College PRU	Academy Alternative Provision Converter	Result of Amalgamation/Merger
Haybrook College	Academy Special Converter	Result of Amalgamation/Merger
February 2016		
Manchester Creative and Media Academy	Academy Sponsor Led	Transferred to new sponsor
July 2016		
Charnwood College (Upper)	Academy Converter	Result of Amalgamation/Merger
August 2016		
Oasis Academy Hextable	Academy Sponsor Led	Closure
Bradford Studio School	Studio Schools	Closure
Tendring Enterprise Studio School	Studio Schools	Closure
The Midland Studio College Hinckley	Studio Schools	Closure
The Midland Studio College Nuneaton	Studio Schools	Closure
The Studio School Luton	Studio Schools	Closure
Broadfield East Infant School and Nursery	Academy Converter	Result of Amalgamation/Merger
Cheam Park Farm Junior School	Academy Converter	Result of Amalgamation/Merger
Leysland High School	Academy Converter	Result of Amalgamation/Merger
Sundorne School and Sports College	Academy Converter	Result of Amalgamation/Merger

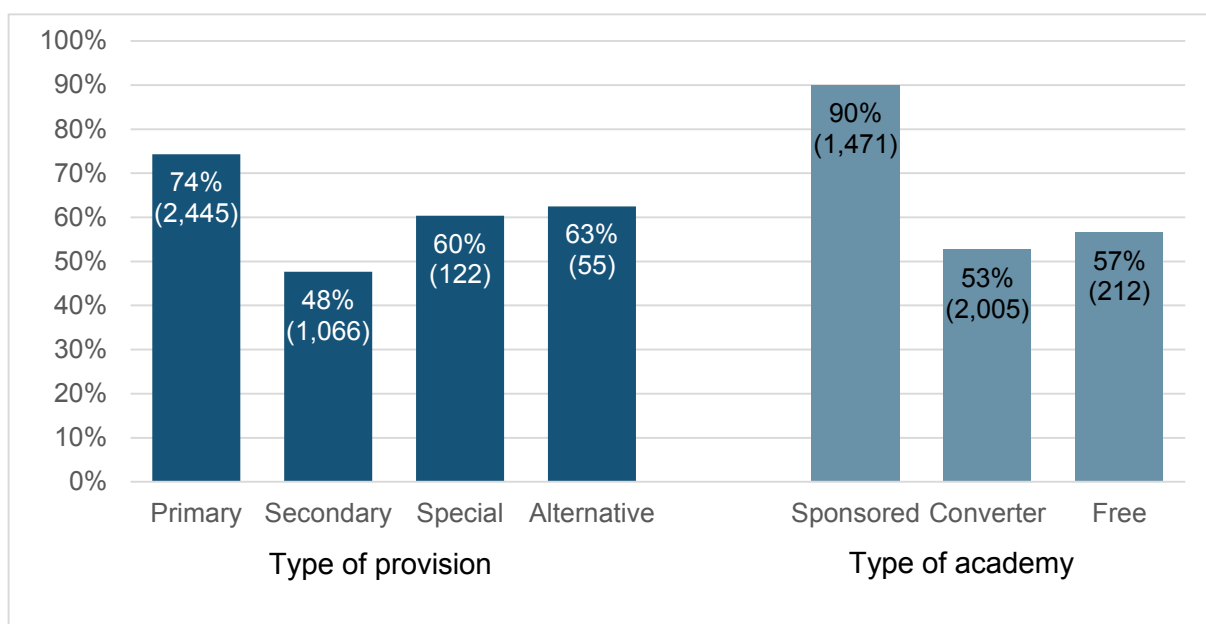
Academy name	Type	Reason for closure
Hagley Park Academy	Academy Sponsor Led	Result of Amalgamation/Merger
Robert Bruce Middle School	Academy Sponsor Led	Result of Amalgamation/Merger
The Grange School	Academy Sponsor Led	Result of Amalgamation/Merger
The William Bradford Academy	Academy Sponsor Led	Result of Amalgamation/Merger
St Michael's Secondary School	Free Schools	Result of Amalgamation/Merger
Central Bedfordshire UTC	University Technical College	Result of Amalgamation/Merger
Ely College	Academy Converter	Transferred to new sponsor
Hassenbrook Academy	Academy Converter	Transferred to new sponsor
The Chafford School, A Specialist Business and Enterprise College	Academy Converter	Transferred to new sponsor
The Priory School	Academy Converter	Transferred to new sponsor
Hillside Primary School	Academy Sponsor Led	Transferred to new sponsor
New Campus Basildon Studio School	Studio Schools	Transferred to new sponsor

Restated figure 7 - Number of academies by type and provision open and opened by 31 August 2016 (source: Academies sponsored and converter - [Edubase as at August 2016](#)¹¹⁴; Free schools, studio schools and UTCs - KIM Mart as at August 2016)

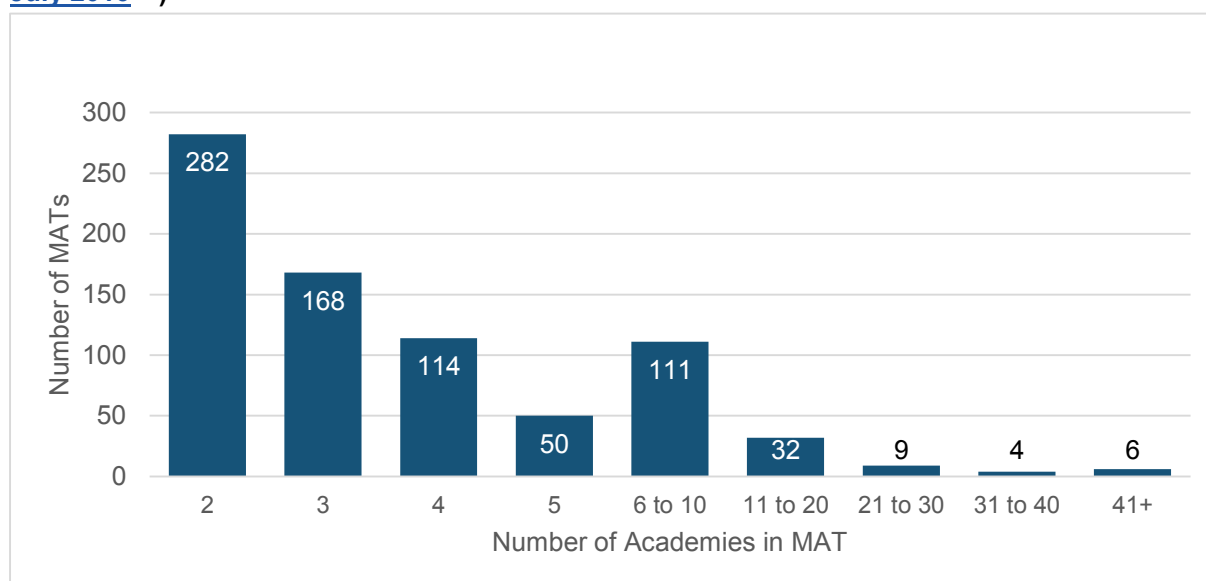
	Academy type	Provision type				Total
		Primary	Secondary	Special	Alternative provision	
Opened in year 2015/16	Sponsored	156	36	10	2	204
	Converter	394	53	29	17	493
	Free school	24	35	5	4	68
	Total	574	124	44	23	765
Total open at 31 August 2016	Sponsored	990	597	33	13	1,633
	Converter	2,182	1,434	150	43	3,809
	Free school	117	207	19	32	375
	Total	3,289	2,238	202	88	5,817

¹¹⁴ Number of Academies data: <https://www.gov.uk/government/publications/open-academies-and-academy-projects-in-development>

Restated figure 9 - Academies in MATs as at 31 August 2016 by phase and type (source: Academies sponsored and converter - [Edubase as at August 2016](#)¹¹⁵; Free schools, studio schools and UTCs - KIM Mart as at July 2016)



Restated figure 10 – Number of academies per MAT as at 31 August 2016¹¹⁶ (source: [Edubase July 2016](#)¹¹⁷)



¹¹⁵ Number of Academies data: <https://www.gov.uk/government/publications/open-academies-and-academy-projects-in-development>

¹¹⁶ Restated for 31 August 2016 in Annex 1

¹¹⁷ Number of Academies data: <https://www.gov.uk/government/publications/open-academies-and-academy-projects-in-development>

Annex 2 – Academy provision by local authority

Proportion of state-funded schools operating as academies by LA at 31 July 2016 (source: Academies sponsored and converter – [Edubase as at July 2016](#)¹¹⁸; Free schools, including studio schools and UTCs - [KIM Mart](#)¹¹⁹ as at July 2016)

	Primary		Secondary		Special		Alternative Provision	
	No. of state-funded schools	Proportion that are academies	No. of state-funded schools	Proportion that are academies	No. of state-funded schools	Proportion that are academies	No. of state-funded schools	Proportion that are academies
Barking and Dagenham	44	11%	12	42%	2	50%	1	0%
Barnet	89	13%	26	65%	4	0%	2	0%
Barnsley	77	40%	10	40%	2	100%	1	100%
Bath and North East Somerset	61	18%	16	81%	3	100%	0	-
Bedford	53	15%	20	85%	3	67%	1	100%
Bexley	57	44%	16	100%	5	0%	1	0%
Birmingham	298	31%	87	63%	27	11%	7	86%
Blackburn with Darwen	55	13%	12	75%	3	33%	2	50%
Blackpool	31	48%	7	100%	3	33%	1	0%
Bolton	96	13%	20	45%	6	17%	4	100%
Bournemouth	27	85%	12	100%	2	50%	0	-
Bracknell Forest	31	3%	6	33%	1	0%	1	0%
Bradford	157	17%	34	65%	8	25%	7	0%
Brent	59	14%	15	87%	4	25%	2	0%
Brighton and Hove	52	4%	10	30%	6	0%	2	0%
Bristol City of	105	40%	22	86%	9	0%	4	0%
Bromley	77	81%	17	94%	4	25%	2	100%
Buckinghamshire	182	9%	37	81%	10	20%	3	0%
Bury	63	6%	13	0%	3	0%	2	0%

¹¹⁸ Number of Academies data: <https://www.gov.uk/government/publications/open-academies-and-academy-projects-in-development>

¹¹⁹ Number of Free schools data: <https://www.gov.uk/government/publications/free-schools-open-schools-and-successful-applications>

	Primary		Secondary		Special		Alternative Provision	
	No. of state-funded schools	Proportion that are academies	No. of state-funded schools	Proportion that are academies	No. of state-funded schools	Proportion that are academies	No. of state-funded schools	Proportion that are academies
Calderdale	84	24%	14	71%	3	0%	1	0%
Cambridgeshire	205	20%	33	97%	9	33%	3	67%
Camden	43	7%	10	10%	5	0%	4	25%
Central Bedfordshire	97	26%	32	72%	4	50%	1	100%
Cheshire East	124	30%	22	77%	5	40%	2	50%
Cheshire West and Chester	130	8%	19	47%	10	20%	2	0%
City of London	1	0%	0	-	0	-	0	-
Cornwall	235	48%	32	56%	4	25%	7	100%
Coventry	85	21%	23	83%	8	25%	3	0%
Croydon	85	48%	23	74%	6	0%	4	0%
Cumbria	270	10%	38	61%	5	20%	3	0%
Darlington	29	72%	8	100%	2	100%	1	0%
Derby	72	14%	15	60%	6	0%	3	33%
Derbyshire	350	4%	45	42%	10	0%	3	0%
Devon	306	24%	43	67%	10	0%	4	75%
Doncaster	99	23%	18	100%	5	0%	3	33%
Dorset	130	28%	32	53%	5	20%	5	0%
Dudley	78	10%	20	50%	7	0%	2	0%
Durham	218	6%	32	47%	10	10%	1	0%
Ealing	68	7%	14	36%	6	0%	2	0%
East Riding of Yorkshire	123	6%	18	33%	3	0%	1	0%
East Sussex	152	15%	29	59%	10	80%	1	100%
Enfield	67	7%	20	45%	6	0%	1	0%
Essex	451	25%	79	91%	19	37%	6	17%
Gateshead	67	4%	9	78%	6	17%	1	0%
Gloucestershire	246	17%	39	85%	12	25%	5	20%
Greenwich	63	0%	15	60%	4	25%	1	0%
Hackney	58	10%	15	53%	3	0%	1	0%
Halton	49	8%	8	63%	4	25%	1	0%
Hammersmith and Fulham	37	24%	13	85%	4	0%	3	100%
Hampshire	427	3%	70	43%	26	12%	7	14%

	Primary		Secondary		Special		Alternative Provision	
	No. of state-funded schools	Proportion that are academies	No. of state-funded schools	Proportion that are academies	No. of state-funded schools	Proportion that are academies	No. of state-funded schools	Proportion that are academies
Haringey	64	17%	14	57%	4	0%	2	50%
Harrow	40	10%	12	83%	4	25%	2	50%
Hartlepool	30	20%	5	60%	2	50%	1	0%
Havering	60	15%	18	78%	3	67%	1	0%
Herefordshire	78	23%	16	69%	4	50%	1	0%
Hertfordshire	402	8%	84	75%	25	16%	8	13%
Hillingdon	69	26%	21	90%	7	71%	1	100%
Hounslow	54	9%	17	88%	5	20%	1	0%
Isle of Wight	40	8%	8	63%	2	0%	1	0%
Isles Of Scilly	0	-	1	0%	0	-	0	-
Islington	45	7%	11	27%	5	40%	4	25%
Kensington and Chelsea	26	4%	6	67%	2	50%	1	100%
Kent	453	27%	100	73%	23	4%	7	0%
Kingston upon Hull City of	71	63%	12	67%	6	50%	6	67%
Kingston upon Thames	36	14%	11	91%	3	100%	1	0%
Kirklees	141	10%	29	55%	6	0%	3	0%
Knowsley	50	4%	6	50%	4	25%	1	0%
Lambeth	60	3%	18	56%	5	0%	2	100%
Lancashire	482	2%	86	28%	30	0%	10	10%
Leeds	221	12%	42	57%	7	14%	4	25%
Leicester	82	17%	18	11%	8	13%	2	0%
Leicestershire	223	43%	53	96%	6	50%	1	0%
Lewisham	65	3%	14	21%	5	0%	1	0%
Lincolnshire	279	26%	55	91%	20	55%	2	50%
Liverpool	118	3%	31	52%	12	0%	3	67%
Luton	48	17%	13	54%	3	0%	1	0%
Manchester	134	25%	28	71%	13	15%	2	0%
Medway	78	40%	18	94%	5	80%	2	0%
Merton	44	7%	8	38%	3	0%	1	0%
Middlesbrough	41	54%	7	86%	4	0%	3	100%
Milton Keynes	88	15%	12	67%	6	17%	2	50%
Newcastle upon Tyne	72	7%	16	63%	5	20%	1	0%

	Primary		Secondary		Special		Alternative Provision	
	No. of state-funded schools	Proportion that are academies	No. of state-funded schools	Proportion that are academies	No. of state-funded schools	Proportion that are academies	No. of state-funded schools	Proportion that are academies
Newham	66	11%	20	40%	2	50%	3	33%
Norfolk	353	23%	54	74%	11	9%	2	100%
North East Lincolnshire	47	77%	10	100%	2	100%	2	100%
North Lincolnshire	63	22%	14	79%	2	0%	2	50%
North Somerset	61	15%	11	91%	3	0%	1	0%
North Tyneside	55	2%	16	13%	5	0%	1	0%
North Yorkshire	312	5%	42	26%	10	10%	5	20%
Northamptonshire	257	41%	41	95%	12	58%	2	50%
Northumberland	122	6%	41	29%	8	0%	1	0%
Nottingham	73	48%	16	94%	5	20%	6	33%
Nottinghamshire	281	15%	46	91%	11	18%	0	-
Oldham	85	15%	14	64%	4	50%	1	0%
Oxfordshire	233	28%	38	84%	14	36%	1	100%
Peterborough	57	19%	12	75%	5	20%	1	0%
Plymouth	69	29%	19	89%	7	0%	1	100%
Poole	28	61%	9	78%	3	67%	1	100%
Portsmouth	48	23%	10	60%	5	40%	0	-
Reading	39	26%	10	80%	4	50%	1	0%
Redbridge	51	6%	18	39%	4	0%	4	25%
Redcar and Cleveland	44	25%	10	70%	3	33%	1	0%
Richmond upon Thames	45	11%	10	80%	2	0%	0	-
Rochdale	69	4%	12	25%	4	0%	1	0%
Rotherham	94	40%	16	75%	6	50%	2	0%
Rutland	17	65%	4	100%	1	0%	0	-
Salford	76	5%	15	40%	4	25%	4	0%
Sandwell	94	19%	18	72%	4	0%	3	0%
Sefton	75	0%	20	55%	5	0%	2	0%
Sheffield	134	32%	28	82%	10	0%	1	0%
Shropshire	129	9%	21	62%	2	50%	1	0%
Slough	29	59%	14	71%	2	50%	1	100%
Solihull	60	15%	14	86%	5	20%	3	0%
Somerset	213	21%	38	74%	9	11%	4	0%

	Primary		Secondary		Special		Alternative Provision	
	No. of state-funded schools	Proportion that are academies	No. of state-funded schools	Proportion that are academies	No. of state-funded schools	Proportion that are academies	No. of state-funded schools	Proportion that are academies
South Gloucestershire	92	9%	18	83%	4	0%	1	0%
South Tyneside	45	11%	9	33%	4	0%	1	0%
Southampton	54	31%	12	33%	6	17%	2	50%
Southend-on-Sea	34	15%	12	92%	5	20%	2	50%
Southwark	73	15%	18	83%	9	11%	1	0%
St. Helens	54	4%	9	22%	3	0%	2	0%
Staffordshire	297	24%	71	52%	23	26%	6	0%
Stockport	84	5%	13	38%	6	0%	3	0%
Stockton-on-Tees	60	25%	13	77%	4	100%	1	0%
Stoke-on-Trent	71	38%	16	81%	4	0%	2	0%
Suffolk	252	21%	50	76%	9	56%	14	14%
Sunderland	81	25%	18	78%	6	67%	4	0%
Surrey	301	20%	55	64%	23	13%	8	0%
Sutton	41	22%	14	79%	3	67%	2	0%
Swindon	62	47%	12	92%	6	17%	1	0%
Tameside	75	15%	15	47%	5	20%	1	0%
Telford and Wrekin	54	7%	12	58%	4	0%	2	50%
Thurrock	39	64%	11	91%	2	50%	1	100%
Torbay	30	73%	9	78%	3	33%	0	-
Tower Hamlets	70	9%	18	22%	6	0%	2	50%
Trafford	67	10%	18	67%	6	33%	2	0%
Wakefield	113	45%	18	94%	5	0%	3	0%
Walsall	85	18%	19	84%	7	0%	2	0%
Waltham Forest	51	33%	18	39%	4	75%	3	0%
Wandsworth	60	12%	11	82%	7	0%	3	0%
Warrington	69	0%	13	69%	3	0%	1	0%
Warwickshire	191	21%	36	81%	10	30%	0	-
West Berkshire	66	3%	10	60%	2	0%	2	0%
West Sussex	228	16%	41	44%	11	0%	2	0%
Westminster	41	17%	12	92%	3	33%	1	100%
Wigan	102	10%	20	35%	6	0%	1	100%
Wiltshire	200	26%	31	81%	6	33%	0	-

	Primary		Secondary		Special		Alternative Provision	
	No. of state-funded schools	Proportion that are academies	No. of state-funded schools	Proportion that are academies	No. of state-funded schools	Proportion that are academies	No. of state-funded schools	Proportion that are academies
Windsor and Maidenhead	46	26%	14	79%	2	50%	1	0%
Wirral	90	2%	21	71%	12	0%	1	100%
Wokingham	52	6%	9	67%	2	0%	2	0%
Wolverhampton	74	27%	19	74%	8	38%	4	0%
Worcestershire	181	14%	45	71%	9	44%	6	50%
York	50	12%	9	33%	2	0%	1	0%

The following LAs had changes between 31st July 2016 and 31st August 2016

	Primary		Secondary		Special		Alternative Provision	
	No. of state-funded schools	Proportion that are academies	No. of state-funded schools	Proportion that are academies	No. of state-funded schools	Proportion that are academies	No. of state-funded schools	Proportion that are academies
Bath and North East Somerset	61	20%						
Bolton	96	17%						
Bradford			33	64%				
Bromley	77	82%						
Central Bedfordshire			31	71%				
Cornwall	235	51%	31	55%				
Doncaster	99	25%						
East Sussex	152	16%	29	62%				
Essex			78	91%				
Kent	453	28%						
Knowsley			6	67%				
Leicestershire			51	96%				
Lincolnshire					20	60%		
Luton			12	50%				
Norfolk	353	24%						

	Primary		Secondary		Special		Alternative Provision	
	No. of state-funded schools	Proportion that are academies	No. of state-funded schools	Proportion that are academies	No. of state-funded schools	Proportion that are academies	No. of state-funded schools	Proportion that are academies
North Yorkshire	312	5%						
Northamptonshire	257	42%						
Nottingham	73	51%						
Rotherham	94	44%						
Salford			15	47%				
Sheffield	134	34%						
Solihull	60	17%						
Staffordshire	297	25%						
Stockton-on-Tees	60	28%	13	85%				
Stoke-on-Trent	71	39%						
Suffolk	252	24%						
Wakefield	113	46%						
Warrington	69	3%						
Warwickshire			35	80%				
York	50	18%						

Annex 3 – Pupil characteristics and attainment data

Table A - Percentage of pupils known to be eligible for FSM by academy status (1)

Type of academy (5)	All pupils (2)(3)		
	Number on roll	Number of pupils known to be eligible for and claiming FSM	Percentage known to be eligible for and claiming FSM
Primary converter academy	574,511	76,931	13.4
Primary sponsored academy	261,741	65,061	24.9
Total primary academies	836,252	141,992	17.0
Secondary converter academy	1,281,346	130,279	10.2
Secondary sponsored academy	457,067	104,765	22.9
Total secondary academies	1,738,413	235,044	13.5
Special converter academies	15,188	5,650	37.2
Special sponsored academies	1,900	853	44.9
Total special academies	17,088	6,503	38.1
AP converter academies (4)	1,788	734	41.1
AP sponsored academies (4)	789	377	47.8
Total AP academies (4)	2,577	1,111	43.1
Total all academies	2,594,330	384,650	14.8

Source: School Census, January 2016

1. Includes middle/all through schools as deemed.
2. Includes full time and part time pupils who are sole or dual main registrations. Includes boarders.
3. Pupils who have full time attendance and are aged 15 or under, or pupils who have part time attendance and are aged between 5 and 15.
4. Alternative provision establishments also teach dual subsidiary registered pupils who are not included in these totals.
5. Includes free schools, university technical colleges and studio schools.

Table B: Pupils with special educational needs in academies, 2016

	Number on roll	Pupils with statements of SEN/ EHC plan		Pupils with SEN support		Total pupils with SEN	
		Number	Incidence (%) ⁽³⁾	Number	Incidence (%) ⁽³⁾	Number	Incidence (%) ⁽³⁾
Primary converter academy	605,260	7,575	1.3	68,250	11.3	75,825	12.5
Sponsor-led primary academy	279,178	3,992	1.4	39,106	14.0	43,098	15.4
Total primary academies (4)	884,438	11,567	1.3	107,356	12.1	118,923	13.4
Secondary converter academy	1,527,447	24,631	1.6	147,052	9.6	171,683	11.2
Sponsor-led secondary academy	512,999	10,042	2.0	70,568	13.8	80,610	15.7
Total secondary academies (4)	2,040,446	34,673	1.7	217,620	10.7	252,293	12.4
Special converter academy	18,421	17,868	97.0	463	2.5	18,331	99.5
Sponsor-led special academy	2,071	2,041	98.6	30	1.4	2,071	100.0
Total special academies (4)	20,492	19,909	97.2	493	2.4	20,402	99.6
AP academies	2,587	306	11.8	1,813	70.1	2,119	81.9

Source: School Census, January 2016

- (1) Includes pupils with a statement of special educational needs, at School Action and School Action Plus.
- (2) Includes pupils who are sole or dual main registrations.
- (3) Incidence of pupils - the number of pupils with SEN expressed as a percentage of the number of pupils on roll.
- (4) Includes free schools, UTCs and studio schools.

Table C: Number of state funded mainstream schools with results by school type in England, 2016

	Number of schools with KS4 results in 2015	Number of schools with KS4 results in 2016	Number of schools with KS2 results in 2015	Number of schools with KS2 results in 2016
LA maintained mainstream schools	1,227	1,120	12,803	12,292
Converter academies	1,272	1,322	1,375	1,744
Sponsored academies	503	562	689	866
Total number of academies and LA maintained schools	3,002	3,004	14,867	14,902

Source :

https://www.gov.uk/government/uploads/system/uploads/attachment_data/file/584473/SFR03_2017.pdf (KS4), <https://www.gov.uk/government/statistics/national-curriculum-assessments-key-stage-2-2016-revised> (KS2)

Table D: Key stage 4-Attainment 8 and Progress 8 by school type, England 2016

	Number of schools	Number of pupils at the end of key stage 4	Average Attainment 8 score	Average Progress 8 score
LA Maintained Mainstream schools	1,120	191,701	49.9	-0.03
Academies and free schools	1,975	337,542	51.3	0.03
Of which Sponsored academies	562	85,080	45.9	-0.14
Of which Converter academies	1,322	247,551	53.3	0.09

Source: Table 15 (<https://www.gov.uk/government/statistics/revised-gcse-and-equivalent-results-in-england-2015-to-2016>)

Table E – KS2 pupils meeting expected and high standards by school type and pupil characteristics, 2016

	Percentage of pupils meeting the expected standard in Reading, Writing TA and Maths			
	Mainstream sponsored academies	Mainstream converter academies	LA maintained mainstream schools	All state-funded mainstream schools
All Pupils	44	57	54	54
Pupils eligible for and claiming free school meals	33	38	37	37
All other pupils	47	60	57	57
Asian	48	61	56	56
Black	49	53	52	52
Chinese	65	70	72	71
Mixed	48	59	57	56
White	42	57	54	54
Any other ethnic group	42	57	50	50
Unclassified	32	52	43	43
No Identified SEN	51	65	62	62
All SEN pupils	13	17	15	15
SEN Support	13	17	16	16
SEN with a statement or EHC plan	8	12	11	11

Source: Analysis of NPD KS2 data 2016

Table F: Attainment 8 Score and Percentage of pupils achieving 5+ A* to C GCSE grades including English and maths in academies and LA maintained schools by length of time open

School type	Number of schools with results	Average Attainment 8 score		Percentage of pupils achieving 5+ A* to C GCSEs including English and maths		
		2015	2016	2014	2015	2016
Converter academies	1,322	52.1	53.3	63.6%	64.2%	64.4%
Open for one academic year	49	50.5	51.1	-	60.5%	58.5%
Open for two academic years	68	50.6	51.5	61.6%	60.2%	59.9%
Open for three academic years	159	49.6	50.6	57.1%	58.1%	57.7%
Open for four academic years	368	50.8	52.3	61.4%	61.5%	62.5%
Open for five academic years	652	53.5	54.7	66.3%	67.4%	67.6%
Open for six or more academic years	26	56.1	57.3	72.5%	73.1%	72.6%
Sponsored academies	562	43.2	45.9	45.3%	46.0%	47.2%
Open for one academic year	55	43.8	46.3	-	46.8%	47.8%
Open for two academic years	59	43.3	46.0	45.0%	45.8%	46.8%
Open for three academic years	78	42.4	45.0	41.5%	43.8%	43.4%
Open for four academic years	61	41.6	44.5	41.7%	43.0%	45.1%
Open for five academic years	49	42.2	45.5	44.3%	44.8%	46.4%
Open for six or more academic years	260	43.8	46.4	47.8%	47.3%	48.6%
LA maintained schools	1,120	48.6	49.9	55.9%	56.3%	56.4%

Source: Table 18 & 20

https://www.gov.uk/government/uploads/system/uploads/attachment_data/file/584473/SFR03_2017.pdf

Table G: Average point score per entry, state funded mainstream schools

	A Level	Academic Studies	Tech Level	Applied General
Local authority maintained mainstream schools	29.63	29.72	37.56	38.50
Sponsored academies - mainstream	26.18	26.34	36.84	37.22
Converter academies - mainstream	32.07	32.31	37.22	38.30
Free schools	26.23	26.28	33.45	33.35
Free schools (16-19)	33.89	34.14	30.00	32.49
University technical colleges (UTCs)	20.22	20.66	35.73	32.32
Studio schools	24.73	24.79	32.73	32.43
All State Funded Mainstream	30.84	31.03	36.89	37.99

Source: Table 1a, National Tables, *A Level and other 16-18 results: 2015-16*

<https://www.gov.uk/government/statistics/a-level-and-other-16-to-18-results-2015-to-2016-revised>

Table H – Summary of MAT performance

	Key Stage 2 reading progress		Key Stage 2 Writing progress		Key Stage 2 Maths progress		Key Stage 4 Progress 8	
	Number	Percent	Number	Percent	Number	Percent	Number	Percent
Significantly above average	17	17.9	34	35.8	28	29.5	11	23.4
Above average	21	22.1	16	16.8	21	22.1	5	10.6
Average	6	6.3	3	3.2	4	4.2	0	0.0
Below Average	22	23.2	20	21.1	21	22.1	7	14.9
Significantly below average	29	30.5	22	23.2	21	22.1	24	51.1
Total	95	100.0	95	100.0	95	100.0	47	100.0

Source: [Multi Academy Trust Performance Measures](#)

<https://www.gov.uk/government/statistics/multi-academy-trust-performance-measures-2015-to-2016>

Table 1 – KS2 reading progress measure by school type by pupil characteristics, 2016

	Mainstream sponsored academies			Mainstream converter academies			LA maintained mainstream schools			All state-funded mainstream schools		
	Average Progress	Lower Confidence Limit	Upper Confidence Limit	Average Progress	Lower Confidence Limit	Upper Confidence Limit	Average Progress	Lower Confidence Limit	Upper Confidence Limit	Average Progress	Lower Confidence Limit	Upper Confidence Limit
All Pupils	-0.9	-1.0	-0.8	0.1	0.0	0.1	0.1	0.0	0.1	0.0	0.0	0.0
Pupils eligible for and claiming FSM	-1.6	-1.7	-1.4	-0.9	-1.1	-0.8	-0.8	-0.9	-0.8	-0.9	-0.9	-0.9
All other pupils	-0.7	-0.8	-0.6	0.2	0.2	0.3	0.2	0.2	0.2	0.2	0.1	0.2
Asian	-0.8	-1.0	-0.6	0.0	-0.2	0.2	-0.1	-0.1	0.0	-0.1	-0.2	-0.1
Black	0.0	-0.3	0.2	0.1	-0.1	0.3	0.1	0.0	0.2	0.1	0.0	0.2
Chinese	1.3	0.1	2.5	1.5	0.7	2.2	1.4	1.1	1.7	1.4	1.1	1.7
Mixed	-0.2	-0.5	0.1	0.5	0.3	0.7	0.5	0.4	0.6	0.4	0.4	0.5
White	-1.1	-1.2	-1.0	0.0	0.0	0.1	0.0	0.0	0.0	0.0	-0.1	0.0
Any other ethnic group	-0.2	-0.7	0.3	1.0	0.6	1.5	0.5	0.4	0.7	0.5	0.4	0.7
Unclassified	-0.9	-1.6	-0.2	0.9	0.4	1.4	0.2	0.0	0.4	0.2	0.0	0.4
No Identified SEN	-0.5	-0.6	-0.4	0.4	0.3	0.4	0.3	0.3	0.4	0.3	0.3	0.3
All SEN pupils	-2.7	-2.9	-2.5	-1.4	-1.6	-1.3	-1.4	-1.5	-1.4	-1.5	-1.6	-1.5
SEN Support	-2.5	-2.7	-2.3	-1.2	-1.4	-1.1	-1.2	-1.2	-1.1	-1.3	-1.3	-1.2
SEN with a statement or EHC plan	-4.2	-4.7	-3.7	-3.1	-3.5	-2.7	-3.4	-3.5	-3.2	-3.4	-3.5	-3.3

Source: Analysis of NPD KS2 data 2016

Table J – KS2 writing progress measure by school type by pupil characteristics, 2016

	Mainstream sponsored academies						Mainstream converter academies						LA maintained mainstream schools						All state-funded mainstream schools					
	Lower			Upper			Lower			Upper			Lower			Upper			Lower			Upper		
	Average Progress	Confidence Limit	Upper Confidence Limit	Average Progress	Confidence Limit	Upper Confidence Limit	Average Progress	Confidence Limit	Upper Confidence Limit	Average Progress	Confidence Limit	Upper Confidence Limit	Average Progress	Confidence Limit	Upper Confidence Limit	Average Progress	Confidence Limit	Upper Confidence Limit	Average Progress	Confidence Limit	Upper Confidence Limit	Average Progress	Confidence Limit	Upper Confidence Limit
All Pupils	0.4	0.4	0.5	0.0	-0.1	0.0	0.0	-0.1	0.0	0.0	0.0	0.0	0.0	0.0	0.0	0.0	0.0	0.0	0.0	0.0	0.0	0.0	0.0	0.0
Pupils eligible for and claiming FSM	-0.1	-0.2	0.0	-0.6	-0.7	-0.5	-0.6	-0.7	-0.5	-0.6	-0.7	-0.5	-0.6	-0.7	-0.5	-0.6	-0.7	-0.5	-0.6	-0.7	-0.5	-0.6	-0.7	-0.5
All other pupils	0.6	0.5	0.7	0.0	0.0	0.1	0.0	0.0	0.1	0.0	0.1	0.0	0.0	0.1	0.0	0.1	0.0	0.1	0.0	0.1	0.0	0.1	0.0	0.1
Asian	1.4	1.2	1.6	1.0	0.8	1.1	1.0	0.8	1.1	1.1	0.8	1.1	1.1	0.8	1.1	1.1	0.8	1.1	1.1	0.8	1.1	1.1	0.8	1.1
Black	1.8	1.5	2.0	1.1	0.8	1.3	1.1	0.8	1.3	1.2	0.8	1.3	1.2	0.8	1.3	1.2	0.8	1.3	1.2	0.8	1.3	1.2	0.8	1.3
Chinese	3.2	2.0	4.4	1.9	1.1	2.7	1.9	1.1	2.7	1.6	1.3	1.9	1.6	1.3	1.9	1.8	1.5	2.0	1.8	1.5	2.0	1.8	1.5	2.0
Mixed	0.4	0.2	0.7	0.5	0.3	0.7	0.5	0.3	0.7	0.3	0.2	0.4	0.3	0.2	0.4	0.3	0.2	0.4	0.3	0.2	0.4	0.3	0.2	0.4
White	0.1	0.0	0.2	-0.2	-0.3	-0.2	-0.2	-0.3	-0.2	-0.3	-0.3	-0.2	-0.3	-0.3	-0.2	-0.3	-0.3	-0.2	-0.3	-0.3	-0.2	-0.3	-0.3	-0.2
Any other ethnic group	1.8	1.3	2.3	1.3	0.8	1.7	1.3	0.8	1.7	1.6	1.4	1.7	1.6	1.4	1.7	1.6	1.4	1.7	1.6	1.4	1.7	1.6	1.4	1.7
Unclassified	-0.2	-0.9	0.5	-0.4	-1.0	0.1	-0.4	-1.0	0.1	-0.3	-0.6	-0.1	-0.3	-0.6	-0.1	-0.4	-0.6	-0.1	-0.4	-0.6	-0.1	-0.4	-0.6	-0.1
No Identified SEN	1.2	1.1	1.2	0.5	0.4	0.5	0.5	0.4	0.5	0.5	0.4	0.5	0.5	0.4	0.5	0.5	0.4	0.5	0.5	0.4	0.5	0.5	0.4	0.6
All SEN pupils	-2.6	-2.8	-2.4	-2.9	-3.0	-2.8	-2.9	-3.0	-2.8	-2.6	-2.7	-2.6	-2.6	-2.7	-2.6	-2.6	-2.7	-2.6	-2.6	-2.7	-2.6	-2.6	-2.7	-2.6
SEN Support	-2.4	-2.6	-2.2	-2.7	-2.8	-2.6	-2.7	-2.8	-2.6	-2.4	-2.4	-2.3	-2.4	-2.4	-2.3	-2.4	-2.4	-2.3	-2.4	-2.4	-2.3	-2.4	-2.4	-2.3
SEN with a statement or EHC plan	-4.1	-4.6	-3.7	-4.3	-4.7	-4.0	-4.3	-4.7	-4.0	-4.3	-4.4	-4.2	-4.3	-4.4	-4.2	-4.3	-4.4	-4.2	-4.3	-4.4	-4.2	-4.3	-4.4	-4.2

Source: Analysis of NPD KS2 data 2016

Table K – KS2 Maths progress measure by school type by pupil characteristics, 2016

	Mainstream sponsored academies			Mainstream converter academies			LA maintained mainstream schools			All state-funded mainstream schools		
	Average Progress	Lower Confidence Limit	Upper Confidence Limit	Average Progress	Lower Confidence Limit	Upper Confidence Limit	Average Progress	Lower Confidence Limit	Upper Confidence Limit	Average Progress	Lower Confidence Limit	Upper Confidence Limit
All Pupils	-0.4	-0.4	-0.3	0.0	0.0	0.1	0.0	0.0	0.0	0.0	0.0	0.0
Pupils eligible for and claiming FSM	-1.2	-1.3	-1.0	-0.7	-0.8	-0.6	-0.6	-0.7	-0.6	-0.7	-0.7	-0.7
All other pupils	-0.1	-0.1	0.0	0.1	0.1	0.2	0.1	0.1	0.2	0.1	0.1	0.1
Asian	1.2	1.0	1.3	1.9	1.8	2.0	1.8	1.7	1.8	1.7	1.7	1.8
Black	0.4	0.2	0.6	0.4	0.3	0.6	0.7	0.6	0.7	0.6	0.5	0.7
Chinese	6.2	5.1	7.2	4.5	3.8	5.1	4.4	4.1	4.7	4.5	4.3	4.8
Mixed	-0.4	-0.7	-0.2	0.1	-0.1	0.3	0.0	-0.1	0.1	0.0	-0.1	0.0
White	-0.7	-0.8	-0.7	-0.2	-0.3	-0.2	-0.3	-0.3	-0.3	-0.3	-0.4	-0.3
Any other ethnic group	1.8	1.4	2.3	2.3	2.0	2.7	2.4	2.3	2.5	2.4	2.2	2.5
Unclassified	-0.7	-1.3	-0.1	0.3	-0.2	0.7	0.0	-0.2	0.2	0.0	-0.2	0.1
No Identified SEN	0.1	0.0	0.1	0.3	0.2	0.3	0.3	0.3	0.3	0.3	0.3	0.3
All SEN pupils	-2.1	-2.3	-2.0	-1.3	-1.4	-1.2	-1.4	-1.4	-1.3	-1.4	-1.4	-1.4
SEN Support	-1.8	-2.0	-1.7	-1.0	-1.1	-0.9	-1.1	-1.1	-1.0	-1.1	-1.2	-1.1
SEN with a statement or EHC plan	-4.4	-4.8	-4.0	-3.6	-3.9	-3.3	-3.8	-3.9	-3.6	-3.8	-3.9	-3.7

Source: Analysis of NPD KS2 data 2016

Table L – KS4 Progress 8 by school type and pupil characteristics, 2016

	Mainstream sponsored academies			Mainstream converter academies			LA maintained mainstream schools			All state-funded mainstream schools		
	Average Progress 8 score	Lower Confidence Limit	Upper Confidence Limit	Average Progress 8 score	Lower Confidence Limit	Upper Confidence Limit	Average Progress 8 score	Lower Confidence Limit	Upper Confidence Limit	Average Progress 8 score	Lower Confidence Limit	Upper Confidence Limit
All Pupils	-0.15	-0.15	-0.14	0.09	0.09	0.10	-0.03	-0.04	-0.03	0.00	0.00	0.00
Pupils eligible for and claiming FSM	-0.42	-0.43	-0.40	-0.32	-0.33	-0.30	-0.40	-0.41	-0.39	-0.38	-0.39	-0.37
All other pupils	-0.07	-0.08	-0.06	0.13	0.13	0.14	0.03	0.02	0.03	0.06	0.06	0.06
Asian	0.26	0.23	0.28	0.41	0.40	0.43	0.29	0.27	0.30	0.33	0.33	0.34
Black	0.24	0.22	0.27	0.24	0.22	0.26	0.18	0.16	0.20	0.21	0.20	0.22
Chinese	0.87	0.73	1.01	0.66	0.59	0.73	0.71	0.61	0.81	0.70	0.65	0.75
Mixed	-0.09	-0.12	-0.05	0.10	0.08	0.12	-0.1	-0.13	-0.08	-0.01	-0.03	0.00
White	-0.24	-0.25	-0.23	0.05	0.04	0.05	-0.1	-0.11	-0.10	-0.06	-0.06	-0.05
Any other ethnic group	0.58	0.52	0.64	0.51	0.47	0.55	0.45	0.41	0.50	0.50	0.47	0.53
Unclassified	-0.22	-0.30	-0.14	0.10	0.05	0.14	-0.05	-0.11	0.00	-0.25	-0.28	-0.22
No Identified SEN	-0.08	-0.09	-0.07	0.14	0.14	0.14	0.02	0.02	0.03	0.06	0.06	0.06
All SEN pupils	-0.50	-0.52	-0.48	-0.26	-0.28	-0.25	-0.42	-0.43	-0.41	-0.37	-0.38	-0.37
SEN Support	-0.51	-0.53	-0.49	-0.26	-0.28	-0.25	-0.42	-0.44	-0.41	-0.38	-0.39	-0.37
SEN with a statement or EHC plan	-0.42	-0.47	-0.37	-0.27	-0.31	-0.24	-0.40	-0.44	-0.37	-0.35	-0.37	-0.33

Source: Analysis of NPD KS4 data 2016

Table M – KS4 average attainment 8 per pupil by school type and pupil characteristics, 2016

	Mainstream sponsored academies	Mainstream converter academies	LA maintained mainstream Schools	All state-funded mainstream?
All Pupils	46.0	53.3	50.0	50.8
Pupils eligible for and claiming FSM	39.5	42.5	41.2	41.1
All other pupils	47.7	54.4	51.4	52.2
Asian	49.4	56.3	51.5	53.2
Black	48.3	51.5	48.8	49.5
Chinese	60.6	64.7	60.8	62.9
Mixed	47.4	54.1	49.7	51.3
White	45.2	53.0	49.8	50.6
Any other ethnic group	47.9	53.1	50.3	50.8
Unclassified	44.1	52.7	50.1	45.2
No Identified SEN	48.5	55.5	52.3	53.2
All SEN pupils	32.0	37.6	34.2	35.2
SEN Support	32.8	38.8	38.8	36.3
SEN with a statement or EHC plan	27.4	31.3	31.3	29.6

Source: Analysis of NPD KS4 data 2016

Table N – KS4 percentage of pupils achieving 5 or more A*-C GCSEs including English and Maths by school type and pupil characteristics, 2015-2016

	Mainstream sponsored academies with results in 2015 and 2016		Mainstream converter academies with results in 2015 and 2016		LA maintained mainstream schools with results in 2015 and 2016	
	2015	2016	2015	2016	2015	2016
All Pupils	46.0	47.2	64.2	64.4	56.3	56.4
Pupils eligible for and claiming FSM	31.1	32.0	38.1	38.5	35.3	35.4
All other pupils	50.2	51.2	66.9	67.0	59.8	59.8
Asian	52.5	53.2	68.6	68.8	59.0	58.7
Black	49.6	51.4	57.2	58.4	51.8	51.3
Chinese	68.5	74.4	82.3	81.6	72.9	73.6
Mixed	47.4	49.6	66.1	65.1	56.6	54.6
White	44.7	45.8	63.9	64.2	56.1	56.5
Any other ethnic group	51.0	49.6	61.1	60.6	57.7	55.4
Unclassified	44.8	43.5	62.0	61.7	56.9	56.4
No Identified SEN	52.2	52.8	70.0	69.4	62.3	61.8
All SEN pupils	15.6	16.9	26.4	27.3	20.0	20.3
SEN Support	16.3	17.6	28.2	29.0	20.9	21.3
SEN with a statement or EHC plan	11.7	12.9	18.9	18.1	16.4	14.8

Source: Analysis of NPD KS4 data 2015, 2016

Annex 4 – HMT Accounts Direction

ACCOUNTS DIRECTION GIVEN BY HM TREASURY IN ACCORDANCE WITH THE AGREED REPORTING FRAMEWORK FOR ACADEMY TRUST SCHOOLS

1. This Direction applies to the Department for Education in respect of the preparation of a set of consolidated Academy Accounts (known as the “Sector Annual Report and Accounts” or “SARA”) for academy trust schools¹²⁰.
2. The SARA must be produced in accordance with the Chief Secretary to the Treasury’s letter to the Secretary of State for Education dated 10 March 2015.
3. The Department for Education shall prepare the SARA for the academic year which ended 31 August 2016, consolidating all academy trusts which were open during that year. The SARA shall be prepared in accordance with the accounting principles and disclosure requirements of the edition of the Government Financial Reporting Manual issued by HM Treasury (“the FreM”) which is in force for the financial year 2015-16. Specific disclosure requirements need not be satisfied if the information is not material.
4. The SARA shall be prepared so as to:
 - (a) give a true and fair view of the state of affairs as at 31 August 2016, of the income and expenditure, changes in taxpayers’ equity and cash flows of the sector of academy trust schools taken as a whole; and
 - (b) provide disclosure of any material expenditure or income that has not been applied to the purposes intended by Parliament or material transactions that have not conformed to the authorities which govern them
5. The Performance Report, the Accountability Report and the Statement of Financial Position¹²¹ shall be signed and dated by the Principal Accounting Officer of the Department for Education.
6. The Statement of Accounting Officer’s responsibilities¹²² shall be signed and dated by the Principal Accounting Officer for the Department for Education.

¹²⁰ In this direction, “academy trust school” means, “an independent educational institution that is publicly funded by central government directly (rather than through a local authority) and run by a charitable company, subject to a funding agreement with the Secretary of State for Education.”

¹²¹ In accordance with the FReM requirement to produce a Performance Report, Accountability Report and Statement of Financial Position.

¹²² In accordance with the FReM requirement to produce a Statement of Accounting Officer’s responsibilities.

7. The consolidated Academy Accounts for the academic year ended 31 August 2016 shall not include comparative balances within the financial statements for the prior academic year ended 31 August 2015.
8. The Accountability Report will include additional information in the form of a “grant tracker” (as set out below), which reconciles the grant income reported by academy trust schools in the academic year to grant paid by the Department for Education in the respective financial years to 31 March. A grant tracker will be prepared for each of capital grant and revenue grant. Amendments to the format of the grant tracker should be agreed with the National Audit Office.
9. Compliance with the requirements of the FReM will, in all but exceptional circumstances, be necessary for the accounts to give a true and fair view. If, in these exceptional circumstances, compliance with the requirements of the FReM is inconsistent with the requirement to give a true and fair view, the requirements of the FReM should be departed from only to the extent necessary to give a true and fair view. In such cases, informed and unbiased judgement should be used to devise an appropriate alternative treatment which should be consistent with both the economic characteristics of the circumstances concerned and the spirit of the FReM. Any material departure from the FReM should be discussed in the first instance with HM Treasury.

Derogations from Annual Report & Accounts requirements, agreed with HM Treasury

Issue	Rationale	Reference
Directors' Report		
Identity of Chair and Chief Executive	The sector does not have a single Chair or Chief Executive, unlike Departments, NDPBs, etc.	FReM 5.3.9
Composition of Management Board	The sector does not have a unified Management Board, unlike Departments, NDPB, etc.	FReM 5.3.9
Details of significant Management Board directorships and interests	Not applicable to sector as no unified Board structure	FReM 5.3.9
Personal data-related incidents	Data not collected from ATs for 2015/16	FReM 5.3.9
Governance Statement		
Compliance with Corporate	Individual academy trusts	FReM 5.3.13-14, MPM

Governance Statement		
Governance Code of Conduct	set local corporate governance policies –no over-arching opinion possible for sector. ESFA governance of the sector covered in Governance Report.	A7.1B

Accountability Statement		
Statement of Parliamentary Supply plus related notes	As the sector is not a Department, the requirement for SoPS is not applicable. Grant tracker in place to disclose grants received from Department for Education.	FReM 5.3.4, 5.3.28
Fees and charges	Information not collected from individual ATs for 2015/16. Not considered applicable to non-fees-and-charges-based organisations such as ATs.	FReM 5.3.4
Remote contingent liabilities	Not applicable to sector, which is not a Department <i>per se</i> .	FReM 3.2.12
Public Sector Information Holder disclosures (fees and charges)	Information not collected from individual ATs for 2015/16.	FReM 3.2.12
Long-term financial trends	Prior year figures have not been disclosed in the accounts and, for consistency, prior year comparators have not been included in the Accountability Report for 2015/16.	PES (2016) 12, 10.1

Remuneration / Staff Report		
Cash Equivalent Transfer	Not disclosed as no unified	FReM 5.3.21

Remuneration / Staff Report		
Value disclosures for ministers and directors	board of directors or Ministers specifically allocated to the sector (Ministers' details disclosed in DfE ARAs)	
Payments to past directors	Disclosures not made for individual AT directors due to scale of data.	FReM 5.3.24
Payments for loss of office	Disclosed on an aggregate level: disclosures not made for individual AT directors due to scale.	FReM 5.3.24
Fair pay disclosures (pay multiples)	Robust data not available for 2015/16.	FReM 5.3.25, 26
Remuneration Policy	Individual academy trusts set local remuneration policies –few over-arching policies for sector. Broad sector-level policies & principles disclosed.	FReM 5.3.20
Single figure total remuneration for each minister and director	<p>Not disclosed as no unified board of directors or Ministers specifically allocated to the sector (Ministers' details disclosed in DfE AR&As).</p> <p>SARA discloses number of staff trustees paid in each £10k band above £60k (inc. salary, NI and pension employer contributions), and number of non-staff trustees (not remunerated).</p> <p>SARA will also identify ATs with directors receiving more than £150k in an annex – individual directors</p>	FReM 5.3.21

Remuneration / Staff Report		
	are identifiable via ATs' AR&As.	
Pension entitlements - remuneration for each minister and director	Not disclosed as no unified board of directors or Ministers specifically allocated to the sector (Ministers' details disclosed in DfE ARAs). AT directors' remuneration disclosed in aggregate (excluding pension contributions).	FReM 5.3.22
Remuneration (including pension entitlement) components for ministers and directors	Not disclosed at individual level as no unified board of directors or Ministers specifically allocated to the sector (Ministers' details disclosed in DfE ARAs). AT directors' remuneration disclosed in aggregate.	FReM 5.3.21
Number of senior civil service by bandings	Civil service grading / bandings not directly applicable to academy sector. AT staff numbers are disclosed by salary bands (number of staff earning over £60k in £10k increments, and over £150k).	FReM 5.3.27
Staff composition by grade (including gender)	Disclosures limited due to a lack of robust data: gender split for trustees and non-trustees disclosed.	FReM 5.3.27, PES (2016) 12, 19.13
Staff policies	Individual academy trusts set local staff policies –no over-arching policies for sector. Broad sector-level policies & principles	FReM 5.3.27

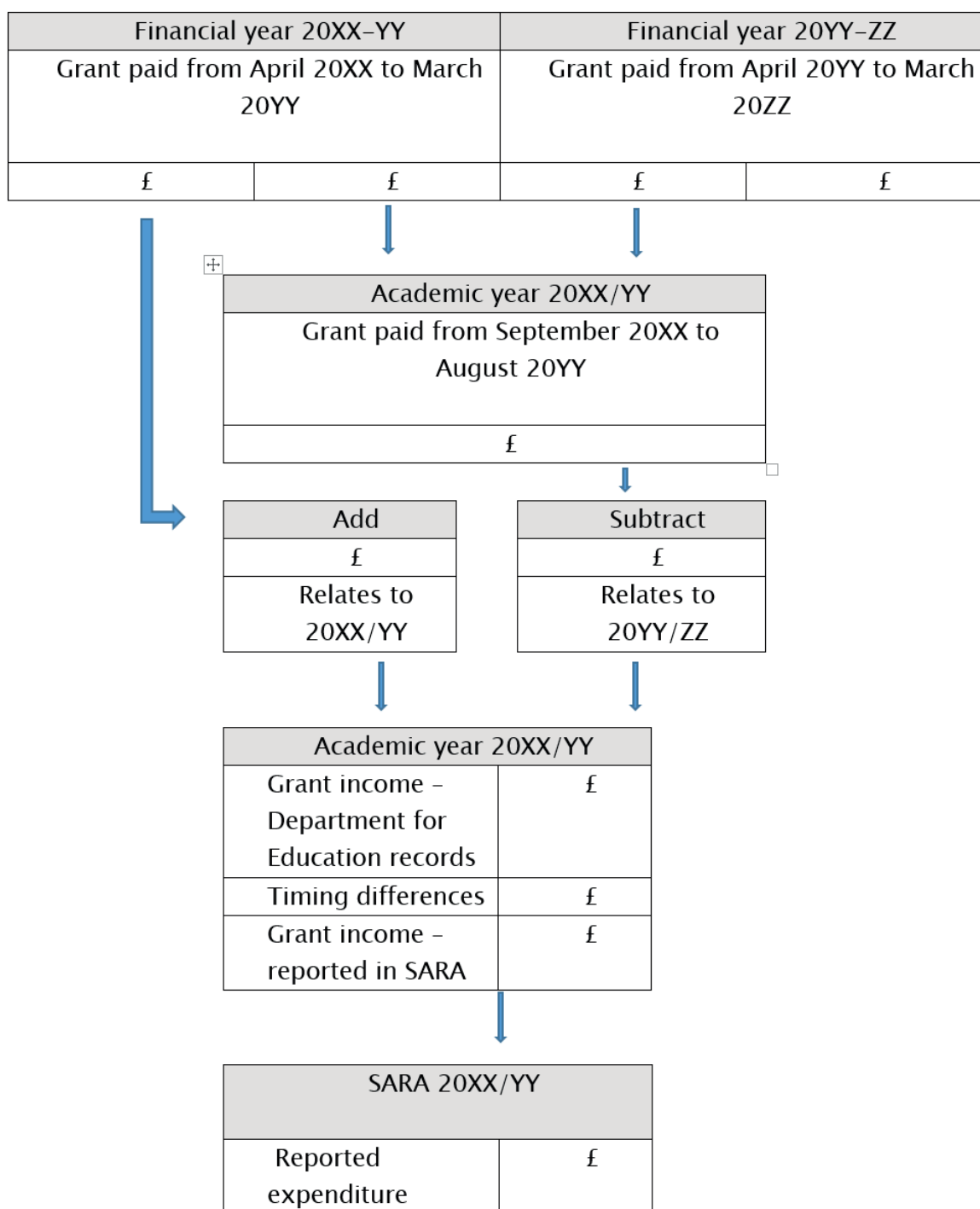
Remuneration / Staff Report		
	disclosed where applicable.	
Details of off-payroll engagements	The number of off-payroll engagement disclosed (split between trustees and non-trustees), but details of follow-up actions not collated from ATs.	PES (2016) 12, 19.3 & 19.4

Annexes		
Core Table – Public Spending	Not applicable to sector, which is not a Department <i>per se</i> .	PES (2016) 12, 11
Core Table – Administration Budgets	Not applicable to sector, which is not a Department <i>per se</i> .	PES (2016) 12, 11
Environmental and sustainability disclosures	Data not collected from ATs for 2015/16	PES (2016) 12, 22
Parliamentary Ombudsman complaint disclosures	AT sector is not subject to Parliamentary Ombudsman oversight.	PES (2016) 12, 26

Accounts		
Basis of past year comparators from 16-17 to be commented upon.	As agreed with HMT, and given this is the first year of the SARA, no comparators will be included in the 2015/16 SARA.	FReM 5.4.4, IAS 1
Explanation of staff restructuring costs	These are not large enough to warrant separate disclosure.	FReM 5.4.23
Contingent Liabilities: further detail on the nature, size and likelihood of contingent liabilities required	We do not currently collect this information.	IAS 37
Value of any land & buildings adjustment and the basis for this.	Commentary on the total level of land & buildings accounting adjustments (as a single figure) will be	FReM 7.1.1, 7.3.1

Accounts		
	included.	
Information of what PFI commitments relate to	We do not currently collect this information.	FReM 5.4.26
Inclusion of non-current asset capitalisation thresholds used by ATs	Information on individual AT capitalisations thresholds not collected	FReM 5.4.21
Pensions disclosures – actuarial assumptions	Comprehensive information on the actuarial assumptions used by each AT has not been collected; for 2015/16, we have disclosed a range of indicative actuarial assumptions, based on treatments by a sample of large ATs.	FReM 10.2.6
Related Parties	Disclosures are in the spirit of the standard, rather than completely adherent. As there is no parent entity, it is not possible to apply the standard in full. For 2015/16, we have referred readers to the 2016-17 DfE accounts and to the Grant Tracker for disclosure of DfE Group payments to ATs, and provided links to ESFA’s investigations of academies’ governance and financial management, including treatment of related parties.	FReM 10.2.7, FReM Annex 2
Post-balance sheet events	In line with Whole of Government Accounts, adjusting events will be disclosed but the accounts will not be adjusted accordingly.	FReM 10.2.4

Grant tracker format



Annex 5 – Regional report

Introduction

This annex provides an assessment of performance against RSC key performance indicators for their second year: September 2015 to August 2016. The indicators against which regions are measured were published in annex B of the [Academies Annual Report 2014-15](#). Progress on these key performance indicators is assessed annually and indicators are revised to align with the government's key priorities and the role of RSCs. The measures for the 2016-17 academic year can be found in Annex 6.

Table A: The percentage of schools that are open as academies by region (including free schools, UTCs and Studio Schools)

RSC Region	September 2015			August 2016		
	Number of state-funded mainstream schools	Number of which are academies	% of which are academies	Number of state-funded mainstream schools	Number of which are academies	% of which are academies
East Midlands & Humber	2,521	761	30	2,521	836	33
Lancashire & West Yorks	3,154	494	16	3,157	558	18
NE London & East North	2,294	597	26	2,238	676	30
	1,716	257	15	1,711	305	18
NW London & South Central	2,720	693	25	2,778	779	28
S London & South East	3,053	730	24	3,068	830	27
South West	2,200	680	31	2,210	811	37
West Midlands	2,479	638	26	2,488	737	30
ENGLAND	20,137	4,850	24	20,171	5,532	27

Table B: The percentage of eligible schools issued with an academy order (Schools that apply voluntarily to convert)

RSC Region	September 2015			August 2016		
	Number of eligible schools (1)	Number of schools with an academy order (2)	% with an academy order	Number of eligible schools (1)	Number of schools with an academy order (2)	% with an academy order
East Midlands & Humber	1,718	35	2	1,647	92	6
Lancashire & West Yorks	2,639	45	2	2,610	82	3
NE London & East	1,606	37	2	1,558	67	4
North	1,426	26	2	1,391	46	3
NW London & South Central	2,079	48	2	2,031	35	2
S London & South East	2,345	58	2	2,295	86	4
South West	1,511	76	5	1,382	106	8
West Midlands	1,800	100	6	1,753	144	8
ENGLAND	15,124	425	3	14,667	658	4

Source: Edubase, Ofsted official statistics, KS2 / KS4 performance tables

(1) Schools are eligible to convert to a converter academy if they are an LA maintained mainstream school which is not rated inadequate by Ofsted and not below floor standards. The number of eligible schools will naturally decrease over time as more schools become academies.

(2) Schools with an academy order but not yet converted as at the date shown

Table C: Percentage of academies, free schools, UTCs and studio schools below the floor, by number of years below the floor (1).

RSC Region	1 year below the floor		2 successive years below the floor		3+ successive years below the floor	
	Number of academies	% of academies	Number of academies	% of academies	Number of academies	% of academies
September 2015						
East Midlands & Humber	33	4%	22	3%	6	1%
Lancashire & West Yorks	24	5%	18	4%	7	1%
NE London & East	19	3%	6	1%	5	1%
North	11	4%	6	2%	2	1%
NW London & South Central	26	4%	19	3%	1	0%
S London & South East	42	5%	12	2%	6	1%
South West	36	5%	5	1%	5	1%
West Midlands	23	3%	15	2%	5	1%
ENGLAND	214	4%	103	2%	37	1%

RSC Region	1 year below the floor Number of academies	2 successive years below the floor % of academies	3+ successive years below the floor Number of academies	RSC Region	1 year below the floor Number of academies	2 successive years below the floor % of academies
August 2016						
East Midlands & Humber	32	4%	8	1%	7	1%
Lancashire & West Yorks	20	4%	7	1%	13	2%
NE London & East	15	2%	3	0%	4	1%
North	15	5%	6	2%	5	2%
NW London & South Central	18	2%	11	1%	9	1%
S London & South East	18	2%	5	1%	5	1%
South West	16	2%	7	1%	8	1%
West Midlands	22	3%	6	1%	11	1%
ENGLAND	156	3%	53	1%	62	1%

Source: Edubase, KS2 / KS4 Performance tables

(1) The Department expects schools (including academies) to meet certain floor standards. In 2015-16 the Department introduced new performance measures and a new floor standard for both [KS2](#) and [KS4](#). This means that the number and percentage of academies below the floor in 2015-16 is not directly comparable to the previous year.

Table D: Percentage of inadequate rated academies, free schools, UTCs and studio schools that are in this category for more than 18 months (1).

RSC Region	Converter academies			Sponsored academies			Free schools, university technical colleges and studio schools		
	Number rated inadequate	Number holding inadequate rating for over 18 months	% holding inadequate rating for over 18 months	Number rated inadequate	Number holding inadequate rating for over 18 months	% holding inadequate rating for over 18 months	Number rated inadequate	Number holding inadequate rating for over 18 months	% holding inadequate rating for over 18 months
September 2015									
East Midlands & Humber	12	4	33	16	5	31	0	0	0
Lancashire & West Yorks	7	1	14	16	3	19	1	1	100
NE London & East	5	1	20	5	1	20	1	1	100
North	3	0	0	3	1	33	1	0	0
NW London & South Central	4	0	0	11	2	18	0	0	0
S London & South East	3	0	0	9	4	44	0	0	0
South West	5	1	20	6	0	0	1	0	0
West Midlands	13	1	8	18	8	44	2	0	0
ENGLAND	52	8	15	84	24	29	6	2	33

Academy Schools Sector in England Consolidated Annual Report and Accounts 2015/16

RSC Region	Converter academies				Sponsored academies				Free schools, university technical colleges and studio schools			
	Number rated inadequate	Number holding inadequate rating for over 18 months	% holding inadequate rating for over 18 months	Number rated inadequate	Number holding inadequate rating for over 18 months	% holding inadequate rating for over 18 months	Number rated inadequate	Number holding inadequate rating for over 18 months	% holding inadequate rating for over 18 months	Number rated inadequate	Number holding inadequate rating for over 18 months	% holding inadequate rating for over 18 months
August 2016												
East Midlands & Humber	10	4	40	13	3	23	0	0	0	0	0	0
Lancashire & West Yorks	7	2	29	9	3	33	1	0	0	0	0	0
NE London & East	7	2	29	3	2	67	0	0	0	0	0	0
North	3	0	0	2	0	0	1	1	100			
NW London & South Central	3	2	67	13	3	23	1	0	0	0	0	0
S London & South East	3	0	0	4	0	0	0	0	0	0	0	0
South West	8	1	13	6	1	17	1	0	0	0	0	0
West Midlands	14	7	50	11	9	82	2	0	0	0	0	0
ENGLAND	55	18	33	61	21	34	6	1	17			

Source: Ofsted official statistics

(1) Academies that have been re-brokered to a new academy trust because they were rated inadequate may not have a current Ofsted rating. These schools are not included in the table above.

Table E: Number and percentage of academies, free schools, UTCs and studio schools below the floor or Ofsted inadequate within first three years of being open.

RSC Region	Number of converter academies		% of converter academies		Number of sponsored academies		% of sponsored academies		Number of free schools		% of free schools	
	below floor / inadequate in first 3 years (1)	floor / inadequate in first 3 years	below floor / inadequate in first 3 years	floor / inadequate in first 3 years	below floor / inadequate in first 3 years (1)	floor / inadequate in first 3 years	below floor / inadequate in first 3 years	floor / inadequate in first 3 years	below floor / inadequate in first 3 years (1)	floor / inadequate in first 3 years	below floor / inadequate in first 3 years	floor / inadequate in first 3 years
September 2015												
East Midlands & Humber	543	53	10%	217	57	26%	20	3	15%			
Lancashire & West Yorks	289	22	8%	172	54	31%	48	6	13%			
NE London & East North	329	20	6%	226	37	16%	48	3	6%			
NW London & South Central	198	12	6%	67	26	39%	11	1	9%			
S London & South East	486	14	3%	169	51	30%	84	9	11%			
South West	464	22	5%	264	67	25%	51	2	4%			
West Midlands	519	27	5%	165	35	21%	30	5	17%			
	429	27	6%	203	52	26%	36	7	19%			
ENGLAND	3257	197	6%	1483	379	26%	328	36	11%			

Academy Schools Sector in England Consolidated Annual Report and Accounts 2015/16

RSC Region	Number of converter academies	Number of converter academies		% of converter academies		Number of sponsored academies		% of sponsored academies		Number of free schools		% of free schools	
		below floor / inadequate in first 3 years (1)	floor / inadequate in first 3 years	below floor / inadequate in first 3 years	floor / inadequate in first 3 years	below floor / inadequate in first 3 years (1)	floor / inadequate in first 3 years	below floor / inadequate in first 3 years (1)	floor / inadequate in first 3 years	below floor / inadequate in first 3 years (1)	floor / inadequate in first 3 years		
August 2016													
East Midlands & Humber	584	60	10%	232	68	29%	20	5	25%				
Lancashire & West Yorks	326	25	8%	184	58	32%	48	10	21%				
NE London & East North	375	22	6%	253	51	20%	48	8	17%				
NW London & South Central	227	17	7%	67	30	45%	11	7	64%				
S London & South East	517	18	3%	178	56	31%	84	10	12%				
South West	500	21	4%	279	76	27%	51	3	6%				
West Midlands	605	34	6%	175	43	25%	31	7	23%				
ENGLAND	482	36	7%	219	61	28%	36	9	25%				
	3616	233	6%	1587	443	28%	329	59	18%				

Source: Edubase, Ofsted official statistics, KS2 / KS4 performance tables

(1) Schools are included if they were either: a) inspected by Ofsted and rated inadequate or b) were below floor standards within three years of their opening date

Table F: Percentage of inadequate rated LA maintained schools issued with an academy order within the (national) average time.

RSC Region	September 2015				17 April 2016 (1)		18 April 2016 to August 2016 (2)
	Number issued with an academy order (between 1 Sep 14 and 31 Aug 15)	% issued within the mean average time (10 months) (3)	% issued within median average time (10 months) (3)	Number issued with an academy order (between 1 Sep 15 and 17 Apr 16)	% issued within the mean average time (10 months) (3)	% issued within median average time (10 months) (3)	Number of schools issued with an academy order (between 18 Apr 16 and Aug 16)
East Midlands & Humber	11	46	46	6	67	67	19
Lancashire & West Yorkshire	14	57	57	10	50	50	26
North	9	78	78	5	40	40	16
North East London & East	22	64	64	21	57	57	12
North West London & South Central	8	50	50	4	0	0	18
South London & South East	15	33	33	6	50	50	11
South West	10	80	80	5	80	80	6
West Midlands	15	13	13	12	42	42	23
England	104	51	51	69	51	51	131

Source: Ofsted official statistics, [departmental list of academy projects](#)

- (1) This section includes only academy orders issued prior to 18th April 2016. This provides a more appropriate contrast to the September 2015 position as the Education and Adoption Act placed a duty to issue academy orders after this date.
- (2) For completeness, this column gives figures for academy orders issued between 18th April 2016 and the end of August 2016.
- (3) National average times are measured between the inspection end date (for the inspection where an inadequate rating was given) and the date an academy order was issued

Table G: Percentage of approved sponsors that are active in the region

RSC Region	Sponsor less than 12 months old (from approval date)			Sponsor more than 12 months old (from approval date)		
	Number of sponsors (1)	Number of active sponsors (2)	% of sponsors that are active	Number of sponsors (1)	Number of active sponsors (2)	% of sponsors that are active
September 2015						
East Midlands & Humber	15	9	60%	87	80	92%
Lancashire & West Yorks	22	10	45%	102	83	81%
NE London & East North	8	1	13%	51	44	86%
NW London & South Central	23	14	61%	88	77	88%
S London & South East	15	9	60%	88	78	89%
South West	16	12	75%	118	104	88%
West Midlands	10	5	50%	81	75	93%
ENGLAND	11	3	27%	84	78	93%
August 2016						
East Midlands & Humber	23	12	52%	102	90	88%
Lancashire & West Yorks	15	5	33%	122	95	78%
NE London & East North	9	4	44%	59	48	81%
NW London & South Central	29	8	28%	112	95	85%
S London & South East	25	15	60%	101	87	86%
South West	27	19	70%	131	115	88%
West Midlands	18	13	72%	90	83	92%
ENGLAND	31	15	48%	113	103	91%
ENGLAND						
	120	63	53%	699	619	89%

Source: [List of approved academy sponsors](#), Edubase

- (1) All sponsors included in the above table were approved by DfE on the relevant date. Sponsors are counted within the region that was listed as leading the relationship on the relevant date.
- (2) A sponsor is defined as being 'active' within a given region if it is approved to sponsor academies by the Department and sponsors one or more academies (open or planned to open) within that region at the given time.

Table H: Number of free schools, UTCs and Studio Schools open in the region

RSC Region	September 2015	August 2016
	Number of mainstream free schools, UTCs and studio schools	Number of mainstream free schools, UTCs and studio schools
East Midlands & Humber	16	20
Lancashire & West Yorks	42	48
NE London & East	47	48
North	9	11
NW London & South Central	69	84
S London & South East	41	51
South West	23	31
West Midlands	27	36
ENGLAND	274	329

(Source: Edubase)

Table II: Number of free schools, UTC and studio school applications approved in the region

RSC Region	Wave 10 projects approved	Wave 10 approval rate	Wave 11 projects approved	Wave 11 approval rate
East Midlands & Humber	1	50%	8	57%
Lancashire & West Yorks	5	63%	16	62%
NE London & East	2	29%	31	62%
North	1	50%	4	80%
NW London & South Central	3	43%	19	50%
S London & South East	6	75%	13	43%
South West	3	100%	10	38%
West Midlands	1	20%	10	48%
ENGLAND	22	52%	111	53%

Source: [free school application data](#)

- (1) Free school projects are approved based on a number of criteria, which can be found on [GOV.UK](#).

Annex 6 – Key performance Indicators for Regional Schools Commissioners

The KPIs below describe the progress measures for the regions for their third year: September 2016 to August 2017. Progress against the KPIs will be measured on an annual basis and will be reviewed regularly to align with the role of the RSCs.

Year 3 Key Performance Indicators

KPI 1i) Time taken for academies, free schools, UTCs and studio schools (including 16-19) to move out of below the floor category

KPI 1ii) Number and percentage of academies, free schools, UTCs and studio schools in Ofsted inadequate category for more than 18 months

KPI 1iii) Number and percentage of academies that are rated Ofsted inadequate within first three years of being open

KPI 1iv) Number and percentage of academies at KS2 & 4 that are below floor within first three years of being open

KPI 1v) Number and percentage of a) free schools that are good or outstanding in the region b) academies that are good or outstanding in the region c) sponsored academies that are good or outstanding in the region

KPI 2) Number and percentage of LA maintained schools opened as a converter academy within 12 months of Academy Order

KPI 3) Number and percentage of LA maintained schools opened as a new sponsored academy within 9 months of an inadequate rating

KPI 4i) Capacity for MAT growth – Number and percentage of schools in region that are in a MAT

KPI 4ii) MAT viability – Number and percentage of MATs open for 3 years and over, that comprise 3 or fewer schools

Annex 7 – Remuneration

This annex presents a list of Academy Trusts which have disclosed that at least one Trustee or member of staff was paid in excess of £150,000 for 2015/16.

Trust Name
Academies Enterprise Trust
Academies South West
Academy Transformation Trust
Alexandra Park School
Ambitions Academies Trust
Aquinas Church Of England Education Trust Limited
ARK Schools
Ashlawn School Academy Trust
Ashmole Academy Trust Ltd
Aspirations Academies Trust
Avonbourne International Business And Enterprise Academy Trust
Barnet City Academy
Blackbird Academy Trust
Bourne Education Trust
Bradford Academy Trust
Brampton Manor Trust
Brigantia Learning Trust Limited
Bright Futures Educational Trust
Burntwood School
Carmel Education Trust
Carshalton Boys Sports College
Central Learning Partnership Trust
Chingford Academies Trust
City Learning Trust
City Of London Academies Trust
Cranford Community College
Creative Education Trust
Dixons Academies Charitable Trust Ltd
Durrington Multi Academy Trust
E-ACT

Exmouth Community College
Gateway Learning Community
Glf Schools
Graveney Trust
Green Spring Education Trust
Greenwood Academies Trust
Guru Nanak Sikh Academy Limited
Haberdashers' Aske's Federation Trust
Harris Federation
Hatton Academies Trust
Highcliffe School
Hillyfield Primary Academy
Holland Park School
Holy Family Catholic Multi Academy Trust
Inspiration Trust
Ivybridge Academy Trust
Joseph Leckie Academy Trust
King Edward VI Handsworth School
Knole Academy Trust
L.E.A.D. Multi-Academy Trust
Landau Forte Charitable Trust
Leaf Academy Trust
Leigh Academies Trust
Lion Academy Trust
Loxford School Trust Limited
Matrix Academy Trust
Ninestiles Academy Trust Limited
Northern Schools Trust
Oasis Community Learning
Oldbury Academy
Ormiston Academies Trust
Outwood Grange Academies Trust
Paradigm Trust
Partnership Learning
Perry Beeches The Academy Trust
Prospect Education (Technology) Trust Limited

QED Academy Trust
Redborne Upper School And Community College
RMET
Sandwell Academy Trust Limited
Southfields Academy
Southmoor Academy
St Helen's Catholic Junior School Academy
St Matthew Academy
St Paul's Academy Limited
Swakeleys School For Girls
Swale Academies Trust
Tauheedul Education Trust
TBAP Trust
Telford City Technology College Trust Limited
The Alec Reed Academy
The Boston Witham Academies Federation
The Brooke Weston Trust
The Cardinal Hume Academies Trust
The Cathedral Church Of England Academy Trust (Wakefield)
The City Academy, Hackney
The Collegiate Academy Trust
The Collegiate Trust
The David Ross Education Trust
The Dean Trust
The Duston Education Trust
The Education Alliance
The Education Fellowship Trust
The Elliot Foundation Academies Trust
The Gorse Academies Trust
The Gosforth Federated Academies Limited
The Heath Family (North West)
The Hoddesdon School Trust
The Howard Partnership Trust
The John Wallis Church Of England Academy, Ashford
The Kemnal Academies Trust
The Kingsdale Foundation

The KJS Academy Trust
The Northumberland Church Of England Academy
The Priory Federation Of Academies
The Rodillian Multi Academy Trust
The Rosedale Hewens Academy Trust
The Sabden Multi Academy Trust
The Silver Birch Academy
The Slough And East Berkshire C Of E Multi Academy Trust
The Thinking Schools Academy Trust
The Williamson Trust
Tollbar Multi Academy Trust
Torch Academy Gateway Trust
Trinity Academy Halifax
United Learning Trust
University Academy Keighley
Valley Invicta Academies Trust
Wakefield City Academies Trust
Washwood Heath Multi Academy Trust
Wickersley Partnership Trust

Annex 8 – Academy Trusts consolidated into SARA 2015/16

This annex lists both ATs consolidated into SARA 2015/16 and also ATs incorporated since 31 August 2016: the latter group have no schools listed in the third column of the table below.

Academy Trust Name	Company Number	Number of schools at 31/08/2016	Consolidated into SARA 2015/16?
Abbey Academies Trust	07318714	2	Yes
Abbey College, Ramsey	07740516	1	Yes
Abbey Multi Academy Trust	07705552	3	Yes
Abbots Hall Primary Academy	08484553	1	Yes
Abbs Cross Academy And Arts College	07543181	1	Yes
Abingdon Learning Trust	07931886	1	Yes
Abney Trust	09912859	1	Yes
Abraham Guest Academy Trust	07820566	1	Yes
Academies Enterprise Trust	06625091	68	Yes
Academies South West	07451553	6	Yes
Academy @ Worden	08360915	1	Yes
Academy 360	06269025	1	Yes
Academy Transformation Trust	07846852	21	Yes
Accord Multi Academy Trust	07484308	1	Yes
Accrington St Christopher's Church Of England High School	07728029	1	Yes
Ace Learning	08681270	2	Yes
Ace Schools Multi Academy Trust	10038640	1	Yes
Acer Learning Trust	08158718	1	Yes
Achievement Through Collaboration Trust	07678864	1	Yes
Acle Academy	08169571	1	Yes
Acocks Green Primary School	08424090	1	Yes
Acorn Academy Cornwall	08418341	7	Yes
Acorn Education Trust	07654902	4	Yes
Acorn Multi Academy Trust	09253218	6	Yes
Acorn Trust	08638158	2	Yes
Activate Learning Education Trust	08707909	1	Yes
Active Education Academy Trust	07650619	1	Yes
Ad Astra Academy Trust	09308398	3	Yes
Advance Trust	08414933	4	Yes
Adventure Learning Academy Trust	08614382	5	Yes
Aim High Academy Trust	08842629	1	Yes
Airedale Academies Trust	07556117	4	Yes
Akaal Academy Trust Derby Limited	08628019	1	Yes

Academy Trust Name	Company Number	Number of schools at 31/08/2016	Consolidated into SARA 2015/16?
Akaal Education Trust	08334743	1	Yes
Alameda Middle School	07681848	1	Yes
Alban Church Of England Academy Trust	07563436	1	Yes
Alban City Free School Ltd	07644208	1	Yes
Albany Learning Trust	08123168	1	Yes
Alcester Academy	07700251	1	Yes
Alcester Grammar School	07485466	1	Yes
Alderbrook School	07687619	1	Yes
Alderman Jacobs School	07531756	1	Yes
Aldersley Academies Trust	08310900	1	Yes
Aldridge North West Education Trust	05670663	4	Yes
Aldridge School A Science College	07983995	1	Yes
Aletheia Anglican Academies Trust	07801612	3	Yes
Alexandra Academy Trust	09978459	1	Yes
Alexandra Infant School	08759430	1	Yes
Alexandra Junior School	08621035	1	Yes
Alexandra Park School	07708890	1	Yes
Alfriston School	07916763	1	Yes
All Saints' Academies Trust	08998917	1	Yes
All Saints Academy	08372064	1	Yes
All Saints Academy Dunstable	06853140	1	Yes
All Saints' Academy, Cheltenham	06831538	1	Yes
All Saints Catholic Academy Trust	07943555	1	Yes
All Saints Catholic Collegiate	08709352	5	Yes
All Saints' Catholic High School	08100620	1	Yes
All Saints Church Of England Academy, Plymouth	07035041	1	Yes
All Saints Inter-Church Academy	08454781	1	Yes
All Saints Multi Academy Trust, Birmingham	08255653	2	Yes
All Saints' Trust	09887971	2	Yes
Allestree Woodlands School	07951293	1	Yes
Alleyne's Academy	08611863	1	Yes
Alma Primary	07958546	1	Yes
Al-Madinah Education Trust	07970052	1	Yes
Alperton Community School	08163458	1	Yes
Alsager Multi Academy Trust	08597784	1	Yes
Altrincham College Of Arts	08137701	1	Yes
Altwood Church Of England School	08107655	1	Yes
Amadeus Primary Academies Trust	09662313	4	Yes
Amaya Trust	09155473	1	Yes
Ambitions Academies Trust	07977940	6	Yes
Ambleside Primary School	08246275	1	Yes
Amersham School	07662135	1	Yes

Academy Trust Name	Company Number	Number of schools at 31/08/2016	Consolidated into SARA 2015/16?
Amery Hill School Academy Trust	07760509	1	Yes
Amherst School (Academy) Trust	07517121	1	Yes
An Daras Multi Academy Trust	08156955	5	Yes
Anglo European Academy Trust	07846848	1	Yes
Ansford Academy Trust	07657806	1	Yes
Apollo Academies Trust	09280654	1	Yes
Apollo Learning Trust	07553596	2	Yes
Apollo Schools Trust	08641815	1	Yes
Appleby Grammar School	07698461	1	Yes
Applecroft School	07917745	1	Yes
Appleton Primary School	08682513	1	Yes
Aquinas Church Of England Education Trust Limited	07525735	8	Yes
Archbishop Benson Church Of England Primary School	07705878	1	Yes
Arden Grove Infant And Nursery School	08510814	1	Yes
Arden Multi Academy Trust	07375267	2	Yes
Ardley Hill Academy	08006892	1	Yes
Arete Learning Trust	09471240	1	Yes
Argent Trust	09646939	1	Yes
Ark Schools	05112090	34	Yes
Armthorpe Shaw Wood Academy Limited	08082204	1	Yes
Arnold Academy	07670723	1	Yes
Arnold Hill Foundation Trust	07764405	1	Yes
Arnside National Church Of England School	07840925	1	Yes
Arthur Mellows Village College	07333133	1	Yes
Asfordby Captain's Close Primary School	08550037	1	Yes
Asfordby Hill Primary School	08385139	1	Yes
Ash Field Academy Trust	07988444	1	Yes
Ashby Hill Top Primary School Academy Trust	08197381	1	Yes
Ashby School	08126868	1	Yes
Ashlawn School Academy Trust	07515832	1	Yes
Ashley Hill Multi Academy Trust	08163445	2	Yes
Ashmole Academy Trust Ltd	07375627	1	Yes
Ashperton Primary Academy Trust	07551088	1	Yes
Ashton West End Primary Academy	09388819	1	Yes
Ashwell Academy	08418435	1	Yes
Ashwood Multi Academy Trust	08922452	2	Yes
Aspirations Academies Trust	07867577	12	Yes
Aspire Academies Trust	08187216	3	Yes
Aspire Academy Trust	07387540	16	Yes

Academy Trust Name	Company Number	Number of schools at 31/08/2016	Consolidated into SARA 2015/16?
Aspire Academy Trust (Harlow)	08337776	1	Yes
Nettleham Infant School	08163457	1	Yes
Aspire Learning Trust (Whittlesey)	08006711	3	Yes
Aspire Multi - Academy Trust	08840094	2	Yes
Aston Community Education Trust	07577113	4	Yes
Aston Tower Multi-Academy Trust	10034419	1	Yes
Aston University Engineering Academy Birmingham	07166427	1	Yes
Astwood Bank First School	08637890	1	Yes
Atlantic Centre Of Excellence Multi Academy Trust	08782544	7	Yes
Attwood Academies	09148479	1	Yes
Atwood Primary Academy	08795464	1	Yes
Auckley School	07705402	1	Yes
Audenshaw School Academy Trust	07333089	1	Yes
Aurora Academies Trust	08107711	4	Yes
West Norfolk Academies Trust	07546118	8	Yes
Autism Schools Trust	08335297	1	Yes
Avanti Schools Trust	07506598	4	Yes
Avishayes Primary School And Early Years Centre	07695401	1	Yes
Avocet Academy Trust	09254238	3	Yes
Avonbourne International Business And Enterprise Academy Trust	08080096	2	Yes
Axbridge Church Of England First School Academy	08163433	1	Yes
Aylesbury Grammar School	07538386	1	Yes
Aylesbury High School	07633357	1	Yes
Aylesford School And Sixth Form College	07848367	1	Yes
Backwell School	07545681	1	Yes
Bacon's College	02490773	1	Yes
Bacup And Rawtenstall Grammar School	08205021	1	Yes
Balcarras School	07495541	1	Yes
Balgowan Primary School	07672683	1	Yes
Balmoral Learning Trust	08083620	1	Yes
Bamford Academy	07721109	1	Yes
Barchelai Academy Trust	08326570	2	Yes
Barnby Dun Primary Academy	08029445	1	Yes
Barnes Academy Trust	09083904	1	Yes
Barnet City Academy	04389132	2	Yes
Barnsbury Primary School And Nursery	08798425	1	Yes
Barnwell Academy Trust	08929065	1	Yes
Barrow 1618 The School Co	07640198	1	Yes

Academy Trust Name	Company Number	Number of schools at 31/08/2016	Consolidated into SARA 2015/16?
Barrs Court Academy Trust	08426360	1	Yes
Bartley Green School	07523506	1	Yes
Barton Court Grammar School Academy	07711925	1	Yes
Barwell Church Of England Academy	08247528	1	Yes
Base Academy Trust	10227910	2	Yes
Bassingbourn Village College	07729237	1	Yes
Batley Academy Trust	07509409	1	Yes
Batley Multi Academy Trust	07732537	2	Yes
Battling Brook Primary School	08512087	1	Yes
Baxter College	08158232	1	Yes
Bay Education Trust	09299975	3	Yes
Bay House School	07834711	1	Yes
Baylis Court Trust	07662414	2	Yes
Be The Change Multi Academy Trust	07796829	1	Yes
Beacon Community College Academy Trust	07959980	1	Yes
Beacon Hill Academy	08183461	1	Yes
Beacon Multi-Academy Trust Limited	07835788	3	Yes
Beaconsfield High School	08679235	1	Yes
Beaconsfield School	08257392	1	Yes
Beaufort Primary School	08749901	1	Yes
Beaumont School	08104190	1	Yes
Beaver Road Academy Trust	08698831	1	Yes
Beckfoot Trust	08155088	3	Yes
Beddington Park Academy Trust	09498825	1	Yes
Bede Academy	05975733	1	Yes
Bedford Inclusive Learning And Training Trust	08156641	1	Yes
Bedfordshire Schools Trust Limited	07546141	6	Yes
Bedminster Down School	07829616	1	Yes
Beech Hill School	07733196	1	Yes
Beechen Cliff School	07551986	1	Yes
Beecroft Academy	08699391	1	Yes
Beis Yaakov Jewish High School Academy	08140850	1	Yes
Belgrave St. Bartholomew's Academy	07552598	1	Yes
Belle Vue Girls' School	07968130	1	Yes
Bellerive Fcj Catholic College	08028387	1	Yes
Belleville Primary School	07768645	1	Yes
Bellevue Place Education Trust	07956784	7	Yes
Belmont Castle Academy	08239056	1	Yes
Belthorn Academy Primary School	07756219	1	Yes
Belvoir And Melton Academy Trust	08165692	1	Yes
Benfleet Schools Trust	07561574	1	Yes

Academy Trust Name	Company Number	Number of schools at 31/08/2016	Consolidated into SARA 2015/16?
Bengeworth Ce Academy	08943457	1	Yes
Bentley Heath Church Of England Primary School	08769758	1	Yes
Berwick Academy	07807248	1	Yes
Beths Grammar School	07379768	1	Yes
Beverley Grammar School	07688240	1	Yes
Bexley Business Academy Limited	04233659	1	Yes
Bexley Grammar School	07455732	1	Yes
Bicester Learning Academy	09053713	2	Yes
Bickleigh On Exe Church Of England Primary School	07853540	1	Yes
Biddick Academy Trust	08521080	1	Yes
Biddulph High School	07680339	1	Yes
Big Creative Academy	08333424	1	Yes
Big Life Schools	07945230	2	Yes
Biggin Hill Primary Academy	08411590	1	Yes
Bilingual Primary School Project Ltd	07413872	1	Yes
Billing Brook School Academy Trust	08711161	1	Yes
Bilton School	07845283	1	Yes
Birchwood Academy Trust	09679683	1	Yes
Birchwood Community Academy Trust	08426967	1	Yes
Birchwood High School	07791971	1	Yes
Birdwell School	08425918	1	Yes
Birkdale High School	07695504	1	Yes
Birkett House School	08231964	1	Yes
Birmingham City University Academies Trust	08497028	1	Yes
Birmingham Ormiston Academy	06832416	1	Yes
Bishop Cleary Catholic Multi Academy Company	08578428	5	Yes
Bishop Fox's School	07660968	1	Yes
Bishop Luffa School	08749379	1	Yes
Bishop Perowne Church Of England College	08024353	1	Yes
Bishop Ramsey Church Of England School	07724916	1	Yes
Bishop Rawstorne Church Of England Academy Trust	07672781	1	Yes
Bishop Stopford School	07698789	1	Yes
Bishop Vesey's Grammar School	07986921	1	Yes
Bishop Wordsworth's Church Of England Grammar School For Boys	07525856	1	Yes
Bishop's Hatfield Girls' School	07831507	1	Yes
Bishopshalt School	07799811	1	Yes
Blackbird Academy Trust	08544741	3	Yes
Blackfen School For Girls	07974098	1	Yes

Academy Trust Name	Company Number	Number of schools at 31/08/2016	Consolidated into SARA 2015/16?
Blackpool Multi Academy Trust	08597962	4	Yes
Blandford Education Trust	09050439	3	Yes
Blenheim High School	07944253	1	Yes
Blessed Christopher Wharton Catholic Academy Trust	09066969	2	Yes
Blessed Peter Snow Catholic Academy Trust	09068195	3	Yes
Blockley Educational Academy	08434233	1	Yes
Blue Bell Hill Academy Trust	08554393	1	Yes
Blue Coat Church Of England Academy (Walsall) Trust	08137486	1	Yes
Bluecoat Academies Trust	07875164	2	Yes
Bodmin College	07459742	1	Yes
Bodriggy Academy	07548794	1	Yes
Bohunt Education Trust	07535642	3	Yes
Bolton And Farnworth Church Of England Primary Multi Academy Trust	10261477	2	Yes
Bolton Brow Primary Academy	07731186	1	Yes
Bolton St Catherine's Academy	06929082	1	Yes
Bolton UTC	08292380	1	Yes
Borden Grammar School Trust	07827591	1	Yes
Boston Grammar School	08314056	1	Yes
Boston High School	08314283	1	Yes
Bosworth Academy	07992438	1	Yes
Bottesford Church Of England Primary School Trust	08259654	1	Yes
Bottisham Multi Academy Trust	07564749	2	Yes
Boughton Primary School Trust	08132405	1	Yes
Bourn Church Of England Primary Academy	07807218	1	Yes
Bourne Education Trust	07768726	7	Yes
Bourne Grammar School	07850292	1	Yes
Bourne Westfield Primary Academy	07788995	1	Yes
Bournemouth Primary MAT	09754024	2	Yes
Bournemouth School	07745881	1	Yes
Bournemouth School For Girls	07703931	1	Yes
Bourton-On-The-Water Primary Academy	08321599	1	Yes
Bower Park Academy	08351272	1	Yes
Bracebridge Infant And Nursery School Ltd	08305764	1	Yes
Bradfield School	08265058	1	Yes
Bradfields Academy	08899707	1	Yes
Bradford Academy Trust	05508735	1	Yes
Bradford College Education Trust	06772181	3	Yes
Bradford Diocesan Academies Trust	08258994	7	Yes

Academy Trust Name	Company Number	Number of schools at 31/08/2016	Consolidated into SARA 2015/16?
Bradford Girls' Grammar School Trust	07951118	1	Yes
Bradgate Education Partnership	08168237	1	Yes
Bradshaw Primary School (With Academy Status)	07988495	1	Yes
Bradworthy Primary Academy	07530497	1	Yes
Brambleside Academy Trust	09212934	1	Yes
Brampton Manor Trust	07540236	2	Yes
Brandh Academy Limited	07698718	2	Yes
Bransgore Church Of England Primary School	07803789	1	Yes
Branston Academy Trust	07419660	1	Yes
Branston Junior Academy	08131708	1	Yes
Braunton School And Community College Academy Trust	07989226	1	Yes
Brentford School For Girls	08286030	1	Yes
Brentside Primary Academy	08441848	1	Yes
Brentwood Academies Trust	07638800	3	Yes
Brentwood Community Academies Trust	09030028	1	Yes
Brentwood Ursuline Convent High School	08212425	1	Yes
Bricknell Primary School	08682863	1	Yes
Bridge Multi-Academy Trust	07736425	10	Yes
Bridgewater High School	09286883	1	Yes
Bridgnorth Area Schools' Trust	09617166	1	Yes
Bridgnorth Endowed School	08296889	1	Yes
Bridgwater College Trust	08098956	4	Yes
Brigantia Learning Trust Limited	08506178	3	Yes
Brighthouse High School Academy Trust	07566986	1	Yes
Bright Futures Educational Trust	07695771	9	Yes
Bright Tribe Trust	08144578	7	Yes
Brighter Academy Trust	08557883	1	Yes
Brighter Futures Academy Trust	08175471	3	Yes
Brighton Aldridge Community Academy	06741989	1	Yes
Brill Church Of England School	08436371	1	Yes
Brine Multi Academy Trust	07344747	1	Yes
Bristol And South Gloucestershire UTC	07638089	1	Yes
Brite Trust	09795288	1	Yes
Brixham College Academy Trust	07845675	1	Yes
Broadfields Academy Trust	08640614	1	Yes
Broadmere And New Monument Multi Academy Trust	08407871	2	Yes
Broadoak Mathematics And	07872725	1	Yes

Academy Trust Name	Company Number	Number of schools at 31/08/2016	Consolidated into SARA 2015/16?
Computing College			
Broadoak Primary School	07717482	1	Yes
Broadway Academy Trust	08534233	1	Yes
Brockhampton Academy Trust	07817746	1	Yes
Brockhill Park Performing Arts College	07715043	1	Yes
Brockington College	08138965	1	Yes
Brocks Hill Academy Trust	08511781	1	Yes
Bromley Educational Trust	09028122	2	Yes
Brompton Academy	07185018	1	Yes
Bronte Academy Trust	10201636	2	Yes
Brook Learning Trust	07368292	3	Yes
Brooke Hill Academy Trust Limited	07693338	2	Yes
Brookfield School Academy Trust	07563387	1	Yes
Newbury Academy Trust	08142572	2	Yes
Brookside Community Primary School Academy Trust	07641618	1	Yes
Brookvale High School	08089397	1	Yes
Broom Leys Primary School Academy Trust	08240680	1	Yes
Broomfield Primary School	08168510	1	Yes
Broughton Academy	07754698	1	Yes
Broughton Jewish Cassel Fox	08133686	1	Yes
Brunel Primary & Nursery Academy	07701928	1	Yes
Brunel Primary Academy Trust	08107672	2	Yes
Buckden Church Of England Primary Academy	07708603	1	Yes
Buckinghamshire UTC.	07648803	1	Yes
Buckler's Mead School	07697504	1	Yes
Building Futures Enterprise Academy Trust	09408861	2	Yes
Bullers Wood School	07588418	1	Yes
Bulwell Academy Trust	06194070	1	Yes
Bungay High School	07698578	1	Yes
Burford School	08082185	1	Yes
Burghill Community Academy	08472117	1	Yes
Burnage Academy For Boys	08921898	1	Yes
Burnham Grammar School	07769232	1	Yes
Burnley Road Academy	07733200	1	Yes
Burnt Ash Primary School	09896945	1	Yes
Burnt Mill Academy Trust	07843166	6	Yes
Burntwood School	08550180	1	Yes
Bursar Primary Academy	08018275	1	Yes
Bursley Multi Academy Trust	07972070	3	Yes
Bursted Wood Primary School	08603037	1	Yes
Burton And South Derbyshire Education Trust	09142556	1	Yes

Academy Trust Name	Company Number	Number of schools at 31/08/2016	Consolidated into SARA 2015/16?
Burton Morewood Church Of England Primary School	07788628	1	Yes
Bury College Education Trust	08769073	2	Yes
Bury St Edmunds Academy Trust	07697600	4	Yes
Bushey St James Trust	07895684	2	Yes
Buttsbury Junior School	07601846	1	Yes
By Brook Valley Academy Trust	08020467	1	Yes
Byrchall High School Academy Trust	08175642	1	Yes
Cabot Learning Federation	06207590	14	Yes
Caistor Grammar School	07330058	1	Yes
Caistor Yarborough Academy Limited	07680513	1	Yes
Calday Grange Grammar School	08332696	1	Yes
Caldeu School	07680823	1	Yes
Callington Community College	07559238	1	Yes
Calthorpe Teaching Academy Trust	09064864	1	Yes
Cambridge Meridian Academies Trust	07552498	7	Yes
Cambridge Park Academy Limited	07714867	1	Yes
Cambridge Primary Education Trust	08304433	3	Yes
Cambridgeshire Educational Trust	07665396	1	Yes
Campion Academy Trust	07848338	1	Yes
Campion School & Language College	07697798	1	Yes
Campsmount Community Academy Trust	07736364	1	Yes
Cams Hill School	07751232	1	Yes
Canary Wharf College Ltd	07413883	2	Yes
Cannock Chase High School	07727974	1	Yes
Canon Pyon Ce Academy	08337745	1	Yes
Canons High School	07694362	1	Yes
Carillion Academies Trust	09323071	1	Yes
Carmel Education Trust	07808732	7	Yes
Carmountside Primary Academy	08170071	1	Yes
Caroline Chisholm School	07638756	1	Yes
Carshalton Boys Sports College	07635432	1	Yes
Cartmel Priory Church Of England School Academy Trust	07740632	1	Yes
Carwarden House Community School	09050751	1	Yes
Cascade Multi Academy Trust	09913676	2	Yes
Casterton College Rutland	07718680	1	Yes
Castle Academy	08143349	1	Yes
Castle Carrock School	07729759	1	Yes
Castle Community Trust	07344616	2	Yes
Castle Donington College	08203218	1	Yes
Castle Hall Academy Trust	07726907	1	Yes
Castle Hill Academy	09332834	1	Yes
Castle Phoenix Trust	08331385	3	Yes

Academy Trust Name	Company Number	Number of schools at 31/08/2016	Consolidated into SARA 2015/16?
Castle Rock High School	08114513	1	Yes
Castle School Education Trust	08397975	7	Yes
Castle Trust	08850163	1	Yes
Castle View Enterprise Academy	06268570	1	Yes
Castle View School Academy Trust	09146848	1	Yes
Castlecombe Primary School	08754658	1	Yes
Castledon School Academy Trust	09425197	1	Yes
Castleford Academy Trust	07547039	4	Yes
Castleman Academy Trust	09101036	2	Yes
Castleview School	08146452	1	Yes
Catalyst Academies Trust	08407989	2	Yes
Catch22 Multi Academies Trust Limited	08299181	1	Yes
Cathedral Primary School	08189748	1	Yes
Cathedral Schools Trust	06516626	2	Yes
Cavendish Learning Trust	07935515	1	Yes
Cawston Grange Primary School	08599777	1	Yes
Cct Learning	07962209	1	Yes
Cedars Upper School	07720110	1	Yes
Central Academy Trust	07685645	2	Yes
Central Bedfordshire UTC Trust Limited	07651573	1	Yes
Central Learning Partnership Trust	07827368	8	Yes
Central Schools Trust	08148546	2	Yes
Cfbt Schools Trust	07468210	19	Yes
Chadsmead Primary Academy	07698442	1	Yes
Chadwell Heath Academy	07346826	1	Yes
Chalfont Saint Peter Church Of England Academy	07586346	1	Yes
Chancery Education Trust	07671255	2	Yes
Chandlers Ridge Academy	08149765	1	Yes
Change Schools Partnership	08182064	2	Yes
Channeling Positivity	09017575	1	Yes
Chantry Primary Academy Trust	08133360	1	Yes
Chapel Street Community Schools Trust	07885963	7	Yes
Chapeltown Academy Limited	08264865	1	Yes
Charles Darwin Academy Trust	07554396	2	Yes
Charlestown Academy Trust	07625371	1	Yes
Charlton Kings Infants' School	07689749	1	Yes
Charlton Kings Junior School	07691867	1	Yes
Charlton Park Academy	08133047	1	Yes
Charters School	08208767	1	Yes
Charville Primary School Academy Trust	08451827	1	Yes
Chatham & Clarendon Grammar	07455452	1	Yes

Academy Trust Name	Company Number	Number of schools at 31/08/2016	Consolidated into SARA 2015/16?
School			
Chatham Grammar School For Girls	07710807	1	Yes
Chauncy School	07694228	1	Yes
Cheam Academies Network	07588097	1	Yes
Cheam Park Farm Infants School	08661374	1	Yes
Cheetham Church Of England Community Academy	07811354	1	Yes
Chellaston Academy	07430289	1	Yes
Chelmer Valley High School	07696117	1	Yes
Chelmsford County High School For Girls	07445392	1	Yes
Cheltenham Bournside School And Sixth Form Centre	07524244	1	Yes
Chenderit School Academy Trust	07900254	1	Yes
Cheney School Academy Trust	08319810	2	Yes
Chepping View Primary Academy	07977442	1	Yes
Cherry Tree Academy Trust Marham	09106277	2	Yes
Chesham Grammar School Academy Trust	07697482	2	Yes
Cheshire Academies Trust	08108086	3	Yes
Chester Diocesan Academies Trust	08451787	1	Yes
Chesterfield High School	07761675	1	Yes
Chesterton Academy Trust	08786812	2	Yes
Chestnut Grove Academy	07655651	1	Yes
Chetwynde School Limited	08963816	1	Yes
Chew Stoke Church School	08165319	1	Yes
Chickerell Primary Academy	08311200	1	Yes
Chiddingstone Church Of England School	07800664	1	Yes
Children Of Success Schools Trust	08438964	2	Yes
Children's Academy Trust Ltd	09061804	2	Yes
Chilford Hundred Education Trust	07482650	2	Yes
Chiltern Learning Trust	07559901	3	Yes
Chiltern Way Academy Trust	10004115	1	Yes
Chingford Academies Trust	08179498	2	Yes
Chipping Campden School	07680770	1	Yes
Chipping Norton School Academy Trust	07929429	1	Yes
Chipstead Valley Academy Trust	08891864	2	Yes
Chislehurst And Sidcup Grammar School	07654130	1	Yes
Chislehurst School For Girls	07527090	1	Yes
Chiswick School	07954211	1	Yes
Chobham School Academy (Stratford)	06846720	1	Yes
Cholsey Primary Academy Trust	08722647	1	Yes
Chosen Hill School	07550474	1	Yes

Academy Trust Name	Company Number	Number of schools at 31/08/2016	Consolidated into SARA 2015/16?
Christ Church C Of E Primary School	08082405	1	Yes
Christ Church C Of E Primary School (Cheltenham)	08248966	1	Yes
Christ Church Chorleywood C Of E School	08240619	1	Yes
Christ Church Church Of England Junior School, Ramsgate	08574692	1	Yes
Christ Church Church Of England Primary Academy, Folkestone	08347877	1	Yes
Christ The King Catholic Collegiate	08933913	4	Yes
Christleton Learning Trust	07523884	1	Yes
Aspire Free School Academy Trust	08330636	1	Yes
Christopher Whitehead Language College	07634426	1	Yes
Christ's College Finchley	07714167	1	Yes
Chs Learning Trust	08321679	2	Yes
Chulmleigh Academy Trust	07697698	5	Yes
Church Hill Church Of England Junior School	08242856	1	Yes
Church Hill Infant School	08183463	1	Yes
Churchdown School	07773693	1	Yes
Churchdown Village Infant School	07698978	1	Yes
Churchend Primary Academy Trust	07483163	1	Yes
Churchfields Academy	07728940	1	Yes
Churchill Academy	07687722	1	Yes
Churston Ferrers Grammar School	07447459	1	Yes
Cidari Education Limited	08822760	7	Yes
Cirencester Deer Park School	07524811	1	Yes
Cirencester Kingshill School	07686390	1	Yes
Cirrus Primary Academy Trust	09642581	1	Yes
City Academy Norwich	06934137	1	Yes
City Education Trust	08528776	1	Yes
City Gateway 14-19 Provision	08111431	1	Yes
City Learning Trust	07746561	1	Yes
City Of London Academies Trust	04504128	2	Yes
City Of London Academy Islington Limited	06426966	1	Yes
City Of Wolverhampton Academy Trust	06969900	2	Yes
Clapton Girls' Academy Trust	07698419	1	Yes
Claremont High School Academy Trust	07557868	1	Yes
Clayton-Le-Moors All Saints' Church Of England Primary School	07770605	1	Yes
Cleeve Primary School	08775910	1	Yes
Cleeve School	07633215	1	Yes

Academy Trust Name	Company Number	Number of schools at 31/08/2016	Consolidated into SARA 2015/16?
Clevedon Learning Trust	07872799	3	Yes
Cleves Academy Trust	07403271	1	Yes
Cleves Cross Learning Trust	08718104	2	Yes
Cliffe Woods Primary School	07659069	1	Yes
Clifton All Saints Academy	08702006	1	Yes
Clitheroe Royal Grammar School	07461173	1	Yes
Cloughwood Academy Trust	08604799	1	Yes
Clyst Vale Academy Trust	07564519	1	Yes
Coast Academies	07668923	3	Yes
Coastal Academies Trust	07552665	4	Yes
Cobden Primary School	08387242	1	Yes
Cobham Free School Trust	07643477	1	Yes
Cockburn Multi Academy Trust	09946495	1	Yes
Cockermouth School Academy	09679536	1	Yes
Cockington Primary School Academy Trust	08578797	1	Yes
Colchester County High School For Girls	07755713	1	Yes
Colchester Royal Grammar School	07769103	1	Yes
Colebrook Infant Academy	07808765	1	Yes
Coleshill School, The	07693017	1	Yes
Collective Spirit Oldham	08178309	1	Yes
Collingwood College	07657277	1	Yes
Colston's Girls' School Trust	06511936	5	Yes
Colston's Primary School	08144135	1	Yes
Colyton Grammar School Academy Trust	07445493	1	Yes
Combe Pafford School	08426682	1	Yes
Comenius Trust	10049139	1	Yes
Communitas Education Trust	08791046	1	Yes
Community Academies Trust	07472736	11	Yes
Community First Academy Trust	08359889	2	Yes
Community Inclusive Trust	09071623	7	Yes
Community Links Academy Trust	08341194	1	Yes
Compass Academy Trust	09323096	4	Yes
Compass Schools Trust	07644380	1	Yes
Congleton Multi-Academy Trust	07538467	3	Yes
Congleton Primary Academy Trust Limited	09024278	1	Yes
Conisbrough Ivanhoe Primary Academy	07825848	1	Yes
Connaught Academy Trust	08576427	1	Yes
Connaught School For Girls	08354009	1	Yes
Connected Learning	08579939	4	Yes
Consilium Academies	09495671	2	Yes
Continu Plus Academy Trust	08228379	1	Yes

Academy Trust Name	Company Number	Number of schools at 31/08/2016	Consolidated into SARA 2015/16?
Conyers School	08366005	1	Yes
Coombe Dean School Academy Trust	07561268	1	Yes
Copleston High School	07656715	1	Yes
Copthall School	08161745	1	Yes
Corelli College Co-Operative Academy Trust	07698469	1	Yes
Corfe Hills School Academy Trust	07536911	1	Yes
Cornelius Vermuyden School	08667123	1	Yes
Cornerstone Academy Trust	07339625	1	Yes
Corpus Christi Catholic Academy Trust	07976019	5	Yes
Corpus Christi Catholic Primary School	07712850	1	Yes
Corsham Primary School	07557894	1	Yes
Cosby Primary School	08137451	1	Yes
Cotham School	07732888	1	Yes
Cotswold Beacon Academy Trust	07692339	1	Yes
Cottesbrooke Infant And Nursery School	08936173	1	Yes
Coundon Court	07994219	1	Yes
Countess Anne Church Of England School	08658210	1	Yes
Countesthorpe Community College Trust	08137363	1	Yes
Cox Green School	07831255	1	Yes
Cramlington Learning Village	07730940	1	Yes
Cramlington Village Primary Ltd	07575016	1	Yes
Cranbrook School Academy Trust	07794423	1	Yes
Cranfield Church Of England Academy	07897243	1	Yes
Cranford Community College	07559818	1	Yes
Cranmer Education Trust	07687709	3	Yes
Craven Educational Trust	09023653	1	Yes
Crawley Free School Trust	08339290	1	Yes
Creative Education Trust	07617529	12	Yes
Creative Industries UTC	07893811	1	Yes
Creative Learning Multi Academy Trust	09227333	2	Yes
Crewe Multi Academy Trust	09379253	1	Yes
Crigglestone St James Ce Primary Academy Trust	08097265	1	Yes
Crispin School Academy Trust	07669314	1	Yes
Crofton Academy	07646836	1	Yes
Crofton Schools Academy Trust	07824714	2	Yes
Crompton House Church Of England School	07713345	1	Yes

Academy Trust Name	Company Number	Number of schools at 31/08/2016	Consolidated into SARA 2015/16?
Cromwell Academy	09021722	1	Yes
Cromwell Community College	07994038	1	Yes
Crosby On Eden Church Of England Primary School	08242198	1	Yes
Crossacres Primary Academy	08899140	1	Yes
Crosshall Infant School Academy Trust	07330691	1	Yes
Crosshall Junior School Limited	07363875	1	Yes
Crowle Primary Academy	08284371	1	Yes
Ctc Kingshurst Academy	02268092	1	Yes
Cuckoo Hall Academies Trust	07355559	5	Yes
Cul Academy Trust Limited	08337957	1	Yes
Cwa Academy Trust	07338780	6	Yes
Cygnus Academies Trust	09950137	2	Yes
Dame Alice Owen's School	07559285	1	Yes
Danes Educational Trust	07671949	1	Yes
Darlinghurst School Academy Trust	08807637	1	Yes
Darrick Wood Infant School	07698658	1	Yes
Darrick Wood School	07393519	1	Yes
Darrington Church Of England Primary School	08638398	1	Yes
Dartford Grammar School	07406122	1	Yes
Datchet St Mary's Church Of England Primary Academy	07851937	1	Yes
Daubeney Academy	07978124	1	Yes
Dauntsey Academy Primary School	08602255	1	Yes
Davenant Foundation School	07540256	1	Yes
Days Lane Primary School	08916979	1	Yes
Dayspring Trust	08310825	2	Yes
De Aston School Academy Trust	07533362	1	Yes
De La Salle Academy Trust	07466889	1	Yes
Deanery Church Of England Primary School	07667168	1	Yes
Debenham High School	07467445	1	Yes
Denbigh School	07527108	1	Yes
Dene Magna School	07695544	1	Yes
Denefield School	07852122	1	Yes
Denton West End Primary School	07929335	1	Yes
Derby College Education Trust	08072758	1	Yes
Derby Diocesan Academy Trust	08980079	3	Yes
Derby Diocesan Academy Trust 2	09442311	4	Yes
Derby Manufacturing UTC	08289534	1	Yes
Derby Pride Trust	07109892	1	Yes
Devizes School	08158582	1	Yes
Devon Studio School	07941664	1	Yes
Devonport High School For Boys	07523546	1	Yes

Academy Trust Name	Company Number	Number of schools at 31/08/2016	Consolidated into SARA 2015/16?
Academy Trust			
Devonport High School For Girls	07556657	1	Yes
Diamond Hall Infant Academy	08565046	1	Yes
Didcot Academy Of Schools	08104201	2	Yes
Dilkes Academy	08249779	1	Yes
Diocese Of Brentwood Multi Academy Trust	08610377	1	Yes
Diocese Of Bristol Academies Trust	08156759	8	Yes
Diocese Of Chichester Academy Trust	09201845	4	Yes
Diocese Of Leicester Academies Trust	08138372	11	Yes
Diocese Of Salisbury Multi Academy Trust	08656655	7	Yes
Diocese Of Southwell And Nottingham Multi-Academy Trust	08738949	4	Yes
Discover Learning Trust	08249250	2	Yes
Discover Multi Academy Trust	09680241	1	Yes
Discovery Learning Limited	07650604	1	Yes
Discovery Schools Academies Trust Ltd	08104111	9	Yes
Diss High School	07692440	1	Yes
Diverse Academies Trust	07664012	6	Yes
Dixons Academies Charitable Trust Ltd	02303464	8	Yes
Djanogly Learning Trust	04544722	3	Yes
Dorchester Middle School	08059041	1	Yes
Dorothy Goodman School	08071851	1	Yes
Dorrington Academy Trust	08049062	1	Yes
Dove House School Academy Trust	07738845	1	Yes
Dover Christ Church Academy	07208598	1	Yes
Downend School	08395990	1	Yes
Downview Trust	08603388	1	Yes
Dr Challoner's Grammar School	07451811	1	Yes
Dr Challoner's High School	07694530	1	Yes
Dragonfly Education Trust	07728482	3	Yes
Drapers' Multi-Academy Trust	07035556	3	Yes
Drayton Manor High School Academy Trust	07698859	1	Yes
DRB Ignite Multi Academy Trust	09284055	4	Yes
Droitwich Spa High School And Sixth Form Centre	07666185	1	Yes
Droylsden Academy	06731528	1	Yes
Dulwich Hamlet Educational Trust	07531811	2	Yes
Dunsville Primary Academy Trust	08237807	1	Yes
Durand Academy Trust	07345831	1	Yes
Durrington Multi Academy Trust	08895870	1	Yes

Academy Trust Name	Company Number	Number of schools at 31/08/2016	Consolidated into SARA 2015/16?
Dyrms - An Academy With Military Traditions	07209122	1	Yes
Dyson Perrins Church Of England Academy	07703941	1	Yes
E-Act	06526376	23	Yes
Eaglesfield Paddle Ce Primary Academy	07635527	1	Yes
Eagley Infant School	07986805	1	Yes
Eagley Junior School	07986218	1	Yes
Easington Academy	07990434	1	Yes
East Anglia Schools Trust	08432486	2	Yes
East Barnet School	07552702	1	Yes
East Bergholt High School	07682993	1	Yes
East Cheshire Youth Achievement Free School Ltd	08827502	1	Yes
East London Arts And Music	08246407	1	Yes
East London Science School Trust	07962059	1	Yes
East London UTC Limited	07649596	1	Yes
East Manchester Academy	06747095	1	Yes
East Midlands Education Trust	07530373	5	Yes
East Ravensdale Church Of England Primary School Academy	07809637	1	Yes
Easterside Academy	08906809	1	Yes
Eastfield Primary School	08181149	1	Yes
Eastrop Infant School	07728828	1	Yes
Eaton Bank Academy	08156927	1	Yes
Eaton Bray Academy	07556185	1	Yes
Ebn Trust	07665550	2	Yes
Eden Primary Trust	07313138	1	Yes
Educate Together Academy Trust	08859774	1	Yes
Education And Leadership Trust	08913502	2	Yes
Education Central Multi Academy Trust	08255492	13	Yes
Education For The 21st Century	07559170	3	Yes
Education Learning Trust	09142319	1	Yes
Education Partnership Trust	07950891	4	Yes
Education Swanage Limited	07613612	1	Yes
Edwin Jones Trust	08512105	4	Yes
Eggar's School	08036151	1	Yes
Eggbuckland Community College Academy Trust	08603078	2	Yes
Elburton Primary School Academy	08084557	1	Yes
Ellison Boulters Church Of England Academy Ltd	08169622	1	Yes
Elmlea Junior School	07626956	1	Yes
Elmwey Learning Trust	09625982	1	Yes

Academy Trust Name	Company Number	Number of schools at 31/08/2016	Consolidated into SARA 2015/16?
Elston Hall Multi Academy Trust	09780473	2	Yes
Elveden Church Of England Primary Academy	08327233	1	Yes
Emerson Park Academy	07726858	1	Yes
Emlc Academy Trust	08149829	6	Yes
Emmanuel College	02461391	1	Yes
Empower Learning Academy Trust	07702119	1	Yes
Endeavour Learning Trust	07848372	1	Yes
Energy Coast UTC	07912940	1	Yes
Enfield Grammar School	07697044	1	Yes
Engage, Enrich, Excel Academies	09279884	1	Yes
Enhance Academy Trust	07904096	6	Yes
Enmore Church Of England Primary School	07736180	1	Yes
Epa Multi Academy Trust (Excellent Partnerships Achieve)	07896123	1	Yes
Eppleton Academy Primary School	08063334	1	Yes
Equate Education Trust	07971665	1	Yes
Equitas Academies Trust	07662289	2	Yes
Erasmus Darwin Academy	07669035	1	Yes
Erith School	07372222	1	Yes
Erudition Schools Trust	07879288	3	Yes
Esher Church School	09362801	1	Yes
Esher Learning Trust	08812257	1	Yes
Essa Foundation Academies Trust	06731593	2	Yes
Etz Chaim Jewish Primary School Trust	07471707	1	Yes
Europa School Uk	07649335	1	Yes
Evendons Primary School Trust	08991357	1	Yes
Eversholt Academy Trust	07697481	1	Yes
Everton In The Community Free School Trust	07664278	1	Yes
Every Child Matters Academy Trust	09700223	3	Yes
Every Child, Every Day Academy Trust	08185432	1	Yes
Evolution Academy Trust	08158619	7	Yes
Evolution Schools Learning Trust	07596422	1	Yes
Excalibur Academies Trust	08146633	6	Yes
Excell3 Independent Schools Ltd	07654452	1	Yes
Excellence In Education Trust	10035934	2	Yes
Excelsior Multi Academy Trust	08314293	1	Yes
Exeter Mathematics School	08515877	1	Yes
Exmouth Community College	07554085	1	Yes
Extol Academy Trust	08561360	1	Yes
Eynsham Partnership Academy	07939655	7	Yes
Fair Field Junior School	09434766	1	Yes

Academy Trust Name	Company Number	Number of schools at 31/08/2016	Consolidated into SARA 2015/16?
Fairchildes Academy Community Trust	08934482	2	Yes
Fairfax Multi Academy Trust	07661164	2	Yes
Fairfield Community Primary School	07937266	1	Yes
Fairfield High School	08936256	1	Yes
Fairfield High School For Girls	07511610	1	Yes
Falmouth School	07695977	1	Yes
Fareham Academy	08549807	1	Yes
Faringdon Academy Of Schools	07977368	8	Yes
Farlingaye High School	07667407	1	Yes
Farmor's School	07707979	1	Yes
Farndon Fields Academy	08055011	1	Yes
Farnham Heath End School	08364273	1	Yes
Federation Of Mowden Schools Academy Trust	08027205	2	Yes
Fennwood Academy Trust	08763832	1	Yes
Ferrars Academy	08174123	1	Yes
Feversham Education Trust	07697587	1	Yes
Field Court Church Of England Infant School	07740792	1	Yes
Field Court Junior School	07728265	1	Yes
Fierté Multi-Academy Trust	07606026	2	Yes
Finham Park Multi-Academy Trust	07700317	4	Yes
Fir Vale School Academy Trust	08090074	1	Yes
Firthmoor Primary School	08027879	1	Yes
Five Rivers Multi Academy Trust	10070417	2	Yes
Flamstead End School	08436788	1	Yes
Flegg Education Academy Trust	08142724	1	Yes
Flixton Girls' School Academy Trust	07691820	1	Yes
Floreat Education Academies Trust	09007740	2	Yes
Flying High Trust	08076374	9	Yes
Focus Academy Trust (UK) Ltd	08071176	11	Yes
Folio Education Trust	07627302	1	Yes
Folkestone Academy	05115594	1	Yes
Folkestone St Mary's Church Of England Primary Academy	08352159	1	Yes
Forest Academy	07400940	1	Yes
Forest Bridge School Ltd	08872579	1	Yes
Forest View Primary School	08322915	1	Yes
Forest Way School	07931627	1	Yes
Formby High School	07724342	1	Yes
Fort Pitt Thomas Aveling Academies	07401701	4	Yes
Fosse Way Academy Ltd	07534695	1	Yes
Foxwood Academy	08151281	1	Yes
Francis Askew Primary School	08684162	1	Yes

Academy Trust Name	Company Number	Number of schools at 31/08/2016	Consolidated into SARA 2015/16?
Francis Combe Academy	06690528	1	Yes
Freeman's Endowed Church Of England Junior Academy	08441736	1	Yes
Freemantle Church Of England Community Academy	07561488	1	Yes
Freman College	07686458	1	Yes
Friars Academy	08722556	1	Yes
Frisby C.E. Primary School	08527173	1	Yes
Fulbrook Academy	07695419	1	Yes
Fulham Boys School Limited	07650064	1	Yes
Fullbrook	07689140	1	Yes
Fulston Manor Academies Trust	07343725	2	Yes
Fulwell Infant School Academy	08277622	1	Yes
Furness Academies Trust	06895426	1	Yes
Furze Platt Senior School	07834715	1	Yes
Fusion Schools Trust	08663011	1	Yes
Future Academies	06543442	4	Yes
Future Generation Trust	09440033	1	Yes
Future Schools Trust	06272751	3	Yes
Fylde Coast Academy Trust	08364709	4	Yes
Pride Multi Academy Trust	08582084	2	Yes
Garstang Community Academy Trust	07706760	1	Yes
Gartree High School	08023322	1	Yes
Gateway Academy	08556180	1	Yes
Gateway Learning Community	05853746	5	Yes
Gdst Academy Trust	06000347	2	Yes
Gems Learning Trust	08346116	1	Yes
George Dixon Academy	08173271	1	Yes
Ghyllside School	08178033	1	Yes
Giffards Primary School	08920008	1	Yes
Gilbert Inglefield Academy Trust	07883254	1	Yes
Gildredge House Free School	08436285	1	Yes
Gillotts School	07954417	1	Yes
Gilmorton Chandler Church Of England Primary School	08540699	1	Yes
Gilsland Church Of England Primary School	08047328	1	Yes
Glebe Academy	08732018	1	Yes
Glendene Arts Academy	08160730	1	Yes
Glenthorne High School	07635098	1	Yes
Glf Schools	07551959	17	Yes
Gloucestershire Learning Alliance	07690119	3	Yes
Glyne Gap School	08410002	1	Yes
Goddard Park Community Primary School Academy Trust	07351053	1	Yes
Godinton Academy Trust	09404783	1	Yes

Academy Trust Name	Company Number	Number of schools at 31/08/2016	Consolidated into SARA 2015/16?
Godmanchester Community Education Trust	07923329	1	Yes
Godolphin Infant School	08107846	1	Yes
Goffs School	07759302	1	Yes
Goldington Academy Trust	07557785	1	Yes
Goldington Green Academy	08434141	1	Yes
Goldsworth Trust	07887259	2	Yes
Good Shepherd Catholic Primary & Nursery School	09918358	1	Yes
Goose Green Education Trust	08149796	1	Yes
Gordon's School Academy Trust	07723861	1	Yes
Gorse Hill School	07993890	1	Yes
Gosford Hill School	08237106	1	Yes
Gotherington Primary School	07649769	1	Yes
Grace Academy	04967658	3	Yes
Graham James Primary Academy	08476253	1	Yes
Grand Union Multi Academy Trust	07800029	1	Yes
Grange Academy	08397744	1	Yes
Grasmere Academy	08132137	1	Yes
Grasvenor Avenue Infant School	08164849	1	Yes
Graveney Primary School	07847021	1	Yes
Graveney Trust	07687897	2	Yes
Gravesend Grammar School Academies Trust	07685923	2	Yes
Great Academies Education Trust	06237630	3	Yes
Great Baddow High School	07662023	1	Yes
Great Barr Primary School	08144490	1	Yes
Great Berry Primary School	07692638	1	Yes
Great Chesterford Church Of England Academy Trust	07769026	1	Yes
Great Corby School	07727695	1	Yes
Great Dalby Primary School	08391101	1	Yes
Great Malvern Academy Limited	07687029	1	Yes
Great Marlow School	07690054	1	Yes
Great Missenden Trust	08927321	1	Yes
Great Sankey High School	08313108	1	Yes
Great Smeaton Academy Primary School	07730938	1	Yes
Greater Manchester Sustainable Engineering UTC Limited	07652401	1	Yes
Greater Nottingham Education Trust	07539214	1	Yes
Green Lane Primary Academy Limited	08919795	1	Yes
Green Meadow Primary School	09333191	1	Yes
Green Spring Education Trust	07856680	1	Yes
Green Street Green Primary School	07697476	1	Yes
The Academy Of Lincoln Trust	07557670	2	Yes

Academy Trust Name	Company Number	Number of schools at 31/08/2016	Consolidated into SARA 2015/16?
Greenbank High School	07790934	1	Yes
Greenfield & Pulloxhill Academy	07719857	2	Yes
Greenholm Primary School	08146396	1	Yes
Greenshaw Learning Trust	07633694	5	Yes
Greenway Academy	08116954	1	Yes
Greenwood Academies Trust	06864339	30	Yes
Greenwood Tree Academy Trust	08066324	5	Yes
Greig City Academy	04220486	1	Yes
Grenestede Academy Trust	09081030	2	Yes
Gretton Primary School	07836684	1	Yes
Grindon Hall Christian School	05530130	1	Yes
Groby Community College	08133601	1	Yes
Grove House School	08953180	1	Yes
Grove Park Academies	08059055	1	Yes
Grove Wood Academy Trust	09068218	1	Yes
GSSC Academy Trust	09319299	1	Yes
GTS Academy Trust	07698197	1	Yes
Guildford County School	08303773	1	Yes
Guildford Education Partnership	07649091	5	Yes
Guildsborough Multi Academy Trust	07535683	2	Yes
Gumley House Convent School FCJ	07950851	1	Yes
Guru Nanak Sikh Academy Limited	07416734	2	Yes
Haberdashers' Adams' Federation Trust	06548296	2	Yes
Haberdashers' Aske's Federation Trust	02535091	4	Yes
Hackney New School Limited	07923624	2	Yes
Hadleigh High School	07657751	1	Yes
Hadleigh Infants And Nursery School (Academy)	07698504	1	Yes
Hadleigh Junior School Academy Trust	07719938	1	Yes
Hadlow Rural Community School Limited	07645462	1	Yes
Hadrian Academy Trust	07824369	1	Yes
Hailey Hall Academy Trust	09691510	1	Yes
Haileybury Academy Trust	09659808	1	Yes
Hailsham Community College Academy Trust	08127108	1	Yes
Halewood Academy Centre For Learning	07909397	1	Yes
Hall Cross Academy Trust	07902880	1	Yes
Hall Green Secondary School	07892732	1	Yes
Hall Orchard Barrow Ce Primary School	08674696	1	Yes
Haltwhistle Community Campus	08624157	2	Yes

Academy Trust Name	Company Number	Number of schools at 31/08/2016	Consolidated into SARA 2015/16?
Hambleton Primary Academy Limited	07403335	1	Yes
Hamilton Academy	07984125	1	Yes
Hammersmith Academy Trust	06397195	1	Yes
Hampton Academies Trust	09129775	1	Yes
Hampton Primary School Academy	07966182	1	Yes
Hampton St Mary Academy Trust	07956455	1	Yes
Hamstead Hall Academy Trust	08528845	2	Yes
Handsworth Wood Girls' Academy	08261780	1	Yes
Hanley Castle High School	07690414	1	Yes
Harborne Academy	07310176	1	Yes
Harbourside Learning Partnership	10161526	6	Yes
Harden Primary School	08610504	1	Yes
Hardenhuish School Limited	07344277	1	Yes
Harefield Academy Trust	05051218	1	Yes
Haringey Sixth Form Education	08399769	1	Yes
Harington School Trust	09031174	1	Yes
Harlands Educational Trust	08876009	1	Yes
Harlington Upper School	07668955	1	Yes
Harlow Inspirational Learning Trust	09791050	1	Yes
Harlow UTC	07653629	1	Yes
Harpenden Academy Limited	07649122	1	Yes
Harris Federation	06228587	36	Yes
Harrow High School	07695709	1	Yes
Harrowbarrow School	07770592	1	Yes
Hartismere Family Of Schools	07341583	2	Yes
Hartlepool Aspire Trust	08604037	1	Yes
Hartwell Primary School	07566298	1	Yes
Harwich And Dovercourt High School	07881889	1	Yes
Harwood Meadows Community Primary School	07986090	1	Yes
Hasmonean High School	07706488	1	Yes
Hassenbrook Academy Trust	07712779	1	Yes
Hastings Academies Trust	07185046	9	Yes
Hastings High School	08617343	1	Yes
Hatch End High School	07690395	1	Yes
Hatfield Community Free School	07648654	1	Yes
Hatton Academies Trust	07949111	4	Yes
Hawes Side Academy	08161246	1	Yes
Hawkesley Church Primary Academy	08528914	1	Yes
Hawthorne's Free School, The	07589293	1	Yes
Haybridge High School	07652306	1	Yes
Haybrook College Trust	09606079	3	Yes
Haydon School	07557791	1	Yes
Hayes School	07548734	1	Yes
Hayes School (Bromley)	07563213	1	Yes

Academy Trust Name	Company Number	Number of schools at 31/08/2016	Consolidated into SARA 2015/16?
Hayesfield Girls' School	07671637	1	Yes
Hazel Grove High School	07947961	1	Yes
Hazelwick School	07686578	1	Yes
Hcuk Trust	07778117	1	Yes
Healing Multi Academy Trust	07345756	3	Yes
Health Futures UTC Ltd	08257814	1	Yes
Heart Of England School	07654164	1	Yes
Heartlands Community Trust	08482398	1	Yes
Hearts Academy Trust	07851097	4	Yes
Heartwood Church Of England Academy Trust	08627834	4	Yes
Heather Garth Primary School	08431840	1	Yes
Heathfield Academy Trust	08027885	3	Yes
Heathland Whitefriars Federation	09066965	2	Yes
Heathrow Aviation Engineering UTC	07510578	1	Yes
Heckmondwike Grammar School Academy Trust	07348329	1	Yes
Hedingham School And Sixth Form	08330173	1	Yes
Hele's Trust	07561217	1	Yes
Hemlington Hall Academy	08803871	1	Yes
Henbury School	07838126	1	Yes
Hendon School	07803827	1	Yes
Henleaze Junior School	07763421	1	Yes
Henley-In-Arden Church Of England Primary School	08644320	1	Yes
Henley-In-Arden School	07660995	1	Yes
Henlow Church Of England Academy	07996350	1	Yes
Henry Hinde School	07988497	1	Yes
Hereford Integrated Behaviour Outreach Service	09136556	1	Yes
Herne Bay High School	07498923	1	Yes
Herts & Essex Multi Academy Trust	08704162	1	Yes
Hertswood Academy	07992852	1	Yes
Heston Community Academy Trust	07964015	1	Yes
High School For Girls, Gloucester	07538730	1	Yes
Higham Lane School	07849858	1	Yes
Highams Park Academy Trust	07738801	1	Yes
Highcliffe School	07631213	1	Yes
Highdown School And Sixth Form Centre	07398941	1	Yes
Highfield Infants' School	08632733	1	Yes
Highfield Junior School	08657831	1	Yes
Highfields School	09527057	1	Yes
Highnam C Of E Primary Academy	07701920	1	Yes
Highsted Academy Trust	07348116	1	Yes
Highwoods Community Primary	08446789	1	Yes

Academy Trust Name	Company Number	Number of schools at 31/08/2016	Consolidated into SARA 2015/16?
School			
Highworth Grammar School Trust	07425374	1	Yes
Highworth Warneford School	07660247	1	Yes
Hilbre High School Humanities College	08075363	1	Yes
Hillcrest Early Years Academy Limited	07980317	1	Yes
Hillcrest School And Sixth Form Centre	07744525	1	Yes
Hillstone Primary School	09108745	1	Yes
Hilltop Junior School	07711826	1	Yes
Hillview School For Girls Academy Trust	07698506	1	Yes
Hillyfield Primary Academy	07470621	1	Yes
Hinchingbrooke School	07732319	1	Yes
Hinchley Wood School	07886416	1	Yes
Hinckley Academy And John Cleveland Sixth Form Centre	09318755	1	Yes
Hinkler Academies Trust	08479066	2	Yes
Hitchin Boys' School	08286295	1	Yes
Hitchin Girls' School	07697117	1	Yes
Hobart High School (Academy Trust) Limited	08347874	1	Yes
Hockerill College Academy Trust	07488870	1	Yes
Hockley Heath Academy Trust	08104539	1	Yes
Hodgson Academy	07604183	1	Yes
Hoe Valley School	08833418	1	Yes
Holbrook Academy	07654882	1	Yes
Holland Park School	08588099	1	Yes
Hollingworth Academy Trust	08314692	1	Yes
Holmer Church Of England Academy	07850551	1	Yes
Holmer Green Senior School	07827237	1	Yes
Holmes Chapel Comprehensive School & Sixth Form College	07711928	1	Yes
Holmes Chapel Primary School	08587865	1	Yes
Holy Cross Catholic Primary Academy	07696114	1	Yes
Holy Cross Catholic Primary School	07696905	1	Yes
Holy Family Academy Trust	08954620	1	Yes
Holy Family Catholic Academy	08623002	1	Yes
Holy Family Catholic Academy Trust	08155184	2	Yes
Holy Family Catholic Multi Academy Trust	08269066	3	Yes
Holy Family Catholic Primary School	08139885	1	Yes
Holy Innocents Catholic Primary School	09483921	1	Yes
Holy Rood Catholic Primary School	07697045	1	Yes
Holy Trinity Catholic Multi Academy	10013691	8	Yes

Academy Trust Name	Company Number	Number of schools at 31/08/2016	Consolidated into SARA 2015/16?
Company			
Holy Trinity Ce Primary Academy (Handsworth)	08612065	1	Yes
Holy Trinity Church Of England Academy	08045401	1	Yes
Holy Trinity Church Of England Academy (South Shields) Trust	09098446	1	Yes
Holy Trinity Church Of England Primary Academy	07743627	1	Yes
Holy Trinity Primary School, A Church Of England Academy	08105758	1	Yes
Holy Trinity School Academy Trust	07953354	1	Yes
Holyhead School	07698296	1	Yes
Brooklands Academy Trust	07798183	1	Yes
Holyrood Academy Trust	07341523	1	Yes
Holywell Church Of England Academy	08224216	1	Yes
Holywell Primary School	08150822	1	Yes
Ganton School	09349673	1	Yes
Honeybourne First School Academy	08496781	1	Yes
Honiton Community College Academy Trust	07665387	1	Yes
Honiton Littleton Primary Academy Trust	07851471	1	Yes
Honywood Community Science School	07592309	1	Yes
Hooe Primary Academy Trust	08319686	1	Yes
Hook-With-Warsash Church Of England Academy	08153776	1	Yes
Hope Learning Trust, York	07559537	2	Yes
Hope Valley College	07697177	1	Yes
Horbury Academy Trust	08139427	1	Yes
Horbury Bridge St Johns Academy Trust	07966187	1	Yes
Horizons Specialist Academy Trust	08608287	3	Yes
Hornbeam Academy Trust	08153765	3	Yes
Horrington Primary School	08441991	1	Yes
Horsforth School	07849654	1	Yes
Hotwells Primary School Trust	08920557	1	Yes
Houghton Kieper Sports College Academy Trust	07693870	1	Yes
Hounslow School	07687770	1	Yes
Greenacre School Trust	08102025	1	Yes
Hti Multi Academy Trust	08291981	2	Yes
Huish Episcopi Academy	07341553	1	Yes
Hull Collaborative Academy Trust	08542806	10	Yes
Humber UTC Limited	08351953	1	Yes

Academy Trust Name	Company Number	Number of schools at 31/08/2016	Consolidated into SARA 2015/16?
Humberston Park Special School	07685660	1	Yes
Hummersknott Academy Trust	07664322	2	Yes
Humphrey Perkins School	07819429	1	Yes
Huncote Community Primary School Academy Trust	08076310	1	Yes
Hungerford Primary Academy	09361618	1	Yes
Hungerhill Academy Trust	07939747	1	Yes
Huntcliff Academy Trust	07897108	1	Yes
Huntington Primary Academy	09468412	1	Yes
Huntingtower Community Primary Academy	08466505	1	Yes
Hurst Primary School	08657975	1	Yes
Hurstmere School	07654127	1	Yes
Hurworth School Limited	07533271	1	Yes
Huttoft Primary School (Academy)	08177181	1	Yes
Hutton All Saints' Church Of England Primary Trust	07848566	1	Yes
Huxlow Science College	07982740	1	Yes
Ibstock Community College	08135574	1	Yes
Ickford Learning Trust	10160645	1	Yes
Icknield High School	07831395	1	Yes
Idsall School	08976748	1	Yes
Ilkley Grammar School	07663864	1	Yes
Immaculate Conception Academy Trust	09269589	1	Yes
Impington Village College	07899393	1	Yes
Independent Jewish Day School	07718480	1	Yes
Infinity Academies Trust Ltd	08358124	3	Yes
Innovate Multi Academy Trust	09071405	4	Yes
Innovation Enterprise Academy	08278808	3	Yes
Insignis Academy Trust	07657307	1	Yes
Inspiration Academy Trust	10174100	1	Yes
Inspiration Trust	08179349	11	Yes
Inspirational Futures Trust	08329993	3	Yes
Inspirational Learning Academies Trust	08657945	3	Yes
Inspire Academy Trust	07781921	1	Yes
Inspire Education Community Trust	10155032	1	Yes
Inspire Education Trust	09728614	3	Yes
Inspire Multi Academy Trust	08287012	5	Yes
Inspire Partnership Multi Academy Trust	07805262	2	Yes
Inspire Trust	08775996	2	Yes
Inspired Learning Multi Academy Trust	09692208	3	Yes
Inspiring Futures Through Learning	07698904	1	Yes

Academy Trust Name	Company Number	Number of schools at 31/08/2016	Consolidated into SARA 2015/16?
Inspiring Schools Partnership	07557634	1	Yes
Interserve Academies Trust Limited	09042916	1	Yes
Invictus Education Trust	09284368	4	Yes
Ipswich Primary Academies Trust	09434926	3	Yes
Iqra Academy Education Trust	08623229	1	Yes
Ironstone Academy Trust	09040348	1	Yes
Isebrook Sen Cognition & Learning College	09392862	1	Yes
Island Community School	08265245	1	Yes
Isle Education Trust	07814150	3	Yes
Isle Of Portland Aldridge Community Academy Trust	07927423	1	Yes
Isleworth And Syon School For Boys	07962216	1	Yes
Ivanhoe College	08100518	1	Yes
Ivybridge Academy Trust	07398467	2	Yes
James Brindley School	07844694	1	Yes
Jefferys Education Trust	07690473	7	Yes
Jerry Clay Academy	07688230	1	Yes
Jhs Academy Trust	08196566	1	Yes
John Colet School	07633408	1	Yes
John Hampden Grammar School	07638999	1	Yes
John Kyrle High School & Sixth Form Centre	07465249	1	Yes
John Madejski Academy	05319170	1	Yes
John Masefield High School And Sixth Form Centre	07631985	1	Yes
John Mason Academy Trust	08786136	1	Yes
John Paul Ii Multi-Academy	08706247	4	Yes
John Port School	07564777	1	Yes
John Spendluffe Technology College	07683660	1	Yes
John Taylor MAT	07421140	4	Yes
Joseph Leckie Academy Trust	07892678	1	Yes
Joseph Swan Academy	07950949	1	Yes
Jotmans Hall Primary School	07687947	1	Yes
Joyce Frankland Academy, Newport	08135395	1	Yes
Joydens Wood Infant School	07804043	1	Yes
Joydens Wood Junior School	07803743	1	Yes
Jubilee Park Academy Trust	08591050	1	Yes
Jubilee Primary School	08221258	1	Yes
Kader Academy Trust	08927009	1	Yes
Katharine Lady Berkeley's School	07696921	1	Yes
Kedington Primary Academy	08432234	1	Yes
Kelvedon Academy Trust	08403703	1	Yes
Kendal Primary Multi Academy Trust	09996478	1	Yes
Kendrick School	07494754	1	Yes

Academy Trust Name	Company Number	Number of schools at 31/08/2016	Consolidated into SARA 2015/16?
Kennet School Academies Trust	07543874	2	Yes
Kenningtons Primary Academy	08187197	1	Yes
Kensington Academy Trust	04755839	1	Yes
Kensington Aldridge Academy	07702460	1	Yes
Kent Catholic Schools' Partnership	08176019	22	Yes
Kenton Schools Academy Trust	07964133	2	Yes
Kents Hill Junior School	07804282	1	Yes
Kesgrave High School	07681739	1	Yes
Keskowethyans Multi Academy Trust	08872161	5	Yes
Kesteven And Grantham Girls' School Academy Trust	08133675	1	Yes
Kesteven And Sleaford Academy Trust	07804308	1	Yes
Keswick School	07664297	1	Yes
Khalsa Education Trust	07954683	1	Yes
Kibblesworth Academy	08063683	1	Yes
Kibworth High School A Community Technology College	07761713	1	Yes
Kidgate Primary Academy	08151355	1	Yes
Kilton Thorpe Specialist Academy	08299166	1	Yes
King Alfred Trust	08853971	1	Yes
King Charles I School	07969062	1	Yes
King Edward VI Aston School	07656224	1	Yes
King Edward VI Camp Hill School For Boys	07656262	1	Yes
King Edward VI Camp Hill School For Girls	07656265	1	Yes
King Edward VI Education Trust	09635329	1	Yes
King Edward VI Five Ways School	07676490	1	Yes
King Edward VI Grammar School, Chelmsford	07563345	1	Yes
King Edward VI Handsworth School	07656363	1	Yes
King Edward VI Sheldon Heath Academy	07002160	1	Yes
King Edward VII Science And Sport College	08158225	1	Yes
King Edward's And Halesowen Colleges' Academy Trust	09361342	1	Yes
King Ina Church Of England Academy	08120037	2	Yes
King James I Academy, Bishop Auckland Limited	07638979	1	Yes
King James's School	08164889	1	Yes
King William Street Ce Primary School	08117139	1	Yes
King's College London Maths School Trust	08475184	1	Yes

Academy Trust Name	Company Number	Number of schools at 31/08/2016	Consolidated into SARA 2015/16?
King's Cross Academy Trust	08803983	1	Yes
King's Group Academies	09017776	1	Yes
Kings Langley School	08271760	1	Yes
Kings Norton Girls' School	07563329	1	Yes
Kingsbury High School	07819872	1	Yes
Kingsdown School	07697067	1	Yes
Kingsleigh Primary School	09872178	1	Yes
Kingsley Special Academy Trust	07834300	1	Yes
Kingsmead Academy	07547023	1	Yes
Kingsmead School	07380398	1	Yes
Kingston Educational Trust	08334023	1	Yes
Kingston Maurward Studio School Limited	08305242	1	Yes
Kingstone Academy Trust	07681857	2	Yes
Kingsway Community Trust	08339302	3	Yes
Kinson Primary School	09874674	1	Yes
Kirby Muxloe Primary School	08702056	1	Yes
Kirk Hallam Community Academy	07504871	1	Yes
Kirk Sandall Academy Trust	08248173	2	Yes
Kirkbie Kendal School Academy Trust	07543834	1	Yes
Kirkby College Trust	08124416	1	Yes
Kirkby La Thorpe Church Of England Primary Academy	08597878	1	Yes
Kirkby Stephen Grammar School	07715613	1	Yes
Knightfield School	08130253	1	Yes
Knole Academy Trust	07115882	1	Yes
Knottingley St Botolph's C Of E Academy Trust	08291492	1	Yes
Knowle Church Of England Primary Academy	08437300	1	Yes
Knowledge School Trust	09027131	1	Yes
Knutsford Multi Academy Trust	07984413	2	Yes
Koinonia Academies Trust	08563153	1	Yes
L.E.A.D. Multi-Academy Trust	08296921	13	Yes
Lacey Green Primary Academy	07710870	1	Yes
Lady Jane Grey Primary School	08197353	1	Yes
Lady Margaret School	08156535	1	Yes
Lady Hawkins' School	07722445	1	Yes
Ladygrove Park Primary School	08517429	1	Yes
Lakelands Educational Trust	08273802	1	Yes
Lampton School Academy Trust	07345776	1	Yes
Lancaster Girls' Grammar School	07441463	1	Yes
Lancaster Royal Grammar School	07469330	1	Yes
Landau Forte Charitable Trust	02387916	6	Yes
Lanesend Primary	09154494	1	Yes

Academy Trust Name	Company Number	Number of schools at 31/08/2016	Consolidated into SARA 2015/16?
Langdale Free School	07649550	1	Yes
Langham Church Of England Primary School	08560721	1	Yes
Langley Grammar School	07536795	1	Yes
Langley Hall Primary Academy Trust	07463031	1	Yes
Langley Park Academies	07697400	4	Yes
Langley School	07693853	1	Yes
Lark Rise Academy Trust, Dunstable	07359630	1	Yes
Latchmere School	08135633	1	Yes
Lateral Academy Trust	07733109	1	Yes
Launceston College	08150106	2	Yes
Lavington School Limited	07452837	1	Yes
Lawrence Sheriff School Academy Trust	08963659	1	Yes
LDBS Academies Trust	08182235	7	Yes
LDBS Frays Academy Trust	08335073	4	Yes
Leaders In Learning Multi Academy Trust	09482529	1	Yes
Leading Learners Multi Academy Trust	07943227	1	Yes
Leading Learning Trust	10028278	2	Yes
Leaf Academy	08011930	3	Yes
Leaf Academy Trust	05037949	3	Yes
Learn Academies Trust	08095439	1	Yes
Learner Engagement And Achievement Partnership Multi-Academy Trust	07361021	2	Yes
Learners' Trust	10224802	3	Yes
Learning Academy Partnership (South West)	07713540	4	Yes
Learning For Life Trust	09690231	1	Yes
Learning In Harmony Multi Academy Trust	09148738	4	Yes
Learning Pathways Academy	07984238	3	Yes
Learning Schools Trust	07145434	4	Yes
Lee Chapel Academy Trust	07673871	2	Yes
Lees Brook Community School	07731277	1	Yes
Legra Academy Trust	08066610	3	Yes
Leigh Academies Trust	02336587	13	Yes
Leigh Trust	08779660	3	Yes
Leighfield Academy	08432347	1	Yes
Leighton Academy	08500778	1	Yes
Lent Rise School	09801986	1	Yes
Leo Academy Trust	07543202	2	Yes
Leodis Academies Trust	07720181	4	Yes
Lethbridge Primary School	07685652	1	Yes

Academy Trust Name	Company Number	Number of schools at 31/08/2016	Consolidated into SARA 2015/16?
Lever Academy Trust	09677480	1	Yes
Lever Edge Primary Academy	07458484	1	Yes
Leverton Church Of England Academy	07998451	1	Yes
Leysland High School	08135122	1	Yes
Lickhill Primary School	07806338	1	Yes
Life Academies Trust	07928028	1	Yes
Life Education Trust	08102628	1	Yes
Light Hall School	07687583	1	Yes
Lighthouse Harmonize Education Trust	07657235	1	Yes
Lighthouse School	07591868	1	Yes
Lighthouse Schools Partnership	07662102	1	Yes
Limehurst Academy	07671440	1	Yes
Lincoln Anglican Academy Trust	08737412	5	Yes
Lincoln Christ's Hospital School	07732027	1	Yes
Lincoln College Academy Trust	08238194	2	Yes
Lincoln UTC	07898536	1	Yes
Lincolnshire Wolds Community Trust	09691946	2	Yes
Lindley Church Of England Infant School	09058698	1	Yes
Lindley Junior School	07727564	1	Yes
Ling Moor Primary Academy Ltd	08141618	1	Yes
Link Academy Trust	10049068	6	Yes
Links Academy Trust	08231006	1	Yes
Linslade Academy Trust	07621395	1	Yes
Lion Academy Trust	08171341	4	Yes
Lionheart Academies Trust	08473899	4	Yes
Lipson Co-Operative Academy Trust	07561306	1	Yes
Lisle Marsden Church Of England Primary Academy	07808707	1	Yes
Little Acorn Trust	09207180	1	Yes
Little Gonerby Church Of England Infant School Academy Trust	08210494	1	Yes
Little Mead Academy Trust	08245853	2	Yes
Liverpool College Independent School Trust	08565932	1	Yes
Llangrove C E Academy	08333208	1	Yes
Lode Heath School	07687663	1	Yes
London Academy Of Excellence	07643795	1	Yes
London Community Learning Trust	08336324	1	Yes
Long Bennington Church Of England Academy	07994012	1	Yes
Longdean School	07695624	1	Yes
Longfield Academy Trust	07700556	3	Yes
Longhill Primary School	08684289	1	Yes

Academy Trust Name	Company Number	Number of schools at 31/08/2016	Consolidated into SARA 2015/16?
Looe Community Academy Trust	07909371	1	Yes
Lord Lawson Of Beamish Academy	07908404	1	Yes
Lordswood Academies Trust	07567230	2	Yes
Loreto College (St Albans)	08028084	1	Yes
Loreto Grammar School	08125396	1	Yes
Lostock Hall Academy Trust	07657427	1	Yes
Loughborough Church Of England Primary School	09023805	1	Yes
Loughton School	08565187	1	Yes
Lound Academy Trust	08550854	2	Yes
Lowbrook Academy Trust	07533254	1	Yes
Loxford School Trust Limited	08743560	5	Yes
Lubenham All Saints Church Of England Primary School	08561329	1	Yes
Luddenham School	07974434	1	Yes
Ludgvan School	07716479	1	Yes
Ludlow Infant Academy	08152049	1	Yes
Ludlow Junior School	08291623	1	Yes
Lugwardine Primary Academy Trust	07988355	1	Yes
Lumen Christi Catholic Multi Academy Company	09471525	6	Yes
Lumen Learning Trust	08670599	2	Yes
Lutterworth High School Academy Trust	07687235	1	Yes
Lws Academy Trust	08915981	1	Yes
Lydiate Learning Trust	07732559	2	Yes
Lymm High School	08171068	1	Yes
Lyndhurst Junior School (Academy)	08441780	1	Yes
Macintyre Academies	08334745	2	Yes
Macmillan Academy	02236171	1	Yes
Madeley Academy Trust Limited	05978522	1	Yes
Madeley High School Academy Trust	08621160	1	Yes
Magdalen College School Brackley Academy Trust	08316633	1	Yes
Maghull High School	07767222	1	Yes
Magna Learning Trust	07491215	2	Yes
Maharishi School Trust Ltd	01902341	1	Yes
Maiden Beech Academy Trust	07706667	1	Yes
Maiden Erlegh Trust	07548754	2	Yes
Malet Lambert	09643856	1	Yes
Malmesbury C Of E Primary School	08483768	1	Yes
Maltby Learning Trust	07033915	5	Yes
Manchester Communication Academy	06754335	1	Yes
Manchester Communication Primary Academy	08943915	1	Yes
Manchester Creative Studio	08339878	1	Yes

Academy Trust Name	Company Number	Number of schools at 31/08/2016	Consolidated into SARA 2015/16?
Manchester Health Academy	06735003	1	Yes
Manningtree High School	07883446	1	Yes
Manor Hall Academy Trust	09461655	2	Yes
Manor High School	07695364	1	Yes
Manor Learning Trust	07816548	3	Yes
Manor Leas Infant School	08041135	1	Yes
Manor Leas Junior Academy	08432565	1	Yes
Manor Multi Academy Trust	09323792	1	Yes
Manor Oak Primary School	08752701	1	Yes
Manor School Didcot Academy Trust	08516551	1	Yes
Maplefields Academy	08068464	1	Yes
March 2016 Ltd	06888873	1	Yes
Marches Academy Trust	07680422	2	Yes
Marden Primary Academy	08802427	1	Yes
Marine Academy Plymouth	07194412	2	Yes
Marish Academy Trust	08073873	2	Yes
Mark Rutherford School Trust	08316719	1	Yes
Market Harborough Church Of England Academy Trust	09123741	1	Yes
Marlow Education Trust	07625556	1	Yes
Marlowe Academy	04915796	1	Yes
Marston Green Infant Trust	08886004	1	Yes
Marston Vale Academy Trust	08326476	1	Yes
Martham Primary & Nursery School Trust	07437149	1	Yes
Martin High School	07877078	1	Yes
Marylebone School Ltd	08339142	1	Yes
Mascalls School	07661096	1	Yes
Matchborough First School Academy	08741704	1	Yes
Matrix Academy Trust	07654219	3	Yes
Homewood School & Sixth Form Centre	07736448	1	Yes
Mayfield Grammar School, Gravesend	07900248	1	Yes
Mayflower High School	07692668	1	Yes
Mayflower Specialist School Academy Trust	09610951	2	Yes
Meadowdale Academy	07987239	1	Yes
Meadowdale Primary Academy	08061303	1	Yes
Meadowhead School Academy Trust	07933749	1	Yes
Measham Church Of England Primary School Academy Trust	08270314	1	Yes
Medway Anglican Schools Trust	09628754	3	Yes
Medway UTC Ltd	07911362	1	Yes
Mellor Primary School	07737398	1	Yes
Meopham Community Academies	07416211	2	Yes
Meppershall Church Of England	08572815	1	Yes

Academy Trust Name	Company Number	Number of schools at 31/08/2016	Consolidated into SARA 2015/16?
Academy			
Mercenfeld Primary School	08423518	1	Yes
Merchants' Academy Trust	05598063	1	Yes
Mercia Learning Trust	08119703	5	Yes
Mercia Primary Academy Trust	08748904	2	Yes
Mercian Educational Trust	07698974	2	Yes
Mesty Croft Academy	07987596	1	Yes
Michaela Community School	07645701	1	Yes
Mid Essex Anglican Academy Trust	08524638	1	Yes
Middleton Academy Limited	06246929	1	Yes
Middleton Primary School	08922305	1	Yes
Midfield Primary School	09333163	1	Yes
Midsomer Norton Schools Partnership	07365778	9	Yes
Mid-Trent Multi Academy Trust	09878928	3	Yes
Mildmay Junior School	09295450	1	Yes
Milford-On-Sea Church Of England Primary School Academy Trust	08612061	1	Yes
Mill Hill County High School	07713287	1	Yes
Millbrook Primary School	08713217	1	Yes
Millfield Community Academy Trust	07705438	2	Yes
Milton Keynes Academy Trust	06192615	1	Yes
Milton Keynes Education Trust	07663689	4	Yes
Minerva Learning Trust	09200332	1	Yes
Minsthorpe Academy Trust	07635467	1	Yes
Mitton Manor Primary Academy	08792831	1	Yes
Monk's Walk School	08171632	1	Yes
Monkton Infants School	08354212	1	Yes
Monkton Junior School	07984453	1	Yes
Montacute School	07724780	1	Yes
Montsaye Community Learning Partnership	07670511	8	Yes
Moor End Academies Trust	07599308	2	Yes
Moordown St John's Church Of England Primary School	09881224	1	Yes
Moorside Community Primary Academy School	08447546	1	Yes
Mordiford Church Of England Primary School	08738224	1	Yes
Mottram St. Andrew Primary Academy	07548791	1	Yes
Moulsham High School	07663795	1	Yes
Moulsham Infant School	07610916	1	Yes
Moulsham Junior School	07973327	1	Yes
Moulton School And Science College	07807158	1	Yes
Mount Grace School	07695796	1	Yes
Mountfields Lodge School	08240864	1	Yes
Mounts Bay Academy	07657923	1	Yes

Academy Trust Name	Company Number	Number of schools at 31/08/2016	Consolidated into SARA 2015/16?
Mowbray Education Trust Limited	07796947	5	Yes
Mulberry Academy Trust	09648420	1	Yes
Muscliff Primary School	09872386	1	Yes
Mvw Academy	08634384	1	Yes
Myton School Trust	07669416	1	Yes
Nailsea School	08084047	1	Yes
Nansloe Academy	07808705	1	Yes
Nas Academies Trust	07954396	2	Yes
Navigate Academies Trust	08021882	9	Yes
Ncb Studio School	07960235	1	Yes
Neasden Primary School	08682479	1	Yes
Neston High School	08100578	1	Yes
Net Academies Trust	08221088	6	Yes
Netheravon All Saints Academy Trust	08929419	1	Yes
Nethergate School	07914400	1	Yes
New Dawn Trust	07842369	3	Yes
New Academies Trust	08270694	1	Yes
New Bridge Multi Academy Trust	08131158	2	Yes
New College Durham Academies Trust	07195175	2	Yes
North Kesteven School	07657605	1	Yes
New Generation Schools Trust	07963778	1	Yes
New Hall Multi Academy Trust	08643881	1	Yes
New Haw Community School	08718489	1	Yes
New Islington Free School	07937849	1	Yes
New Seaham Academy	08221351	1	Yes
New Waltham Primary Academy Limited	07835845	1	Yes
Newbridge High School Academy Trust	08100149	1	Yes
Shipston High School	08174462	1	Yes
Newent Community School And Sixth Form Centre	08153177	1	Yes
Newlands Girls' School	09683579	1	Yes
Newlands Spring Primary School Academy Trust	08132067	1	Yes
Newport Community School Primary Academy	07700494	1	Yes
Newport Girls' High School Academy Trust	07521640	1	Yes
Newquay Education Trust	08961355	2	Yes
Newstead Wood School	07557883	1	Yes
Newton Abbot Academy Trust	07717015	1	Yes
Newton Academy Trust	06477646	1	Yes
Nexus Education Schools Trust	08753719	2	Yes
Nexus Multi Academy Trust	10075893	3	Yes

Academy Trust Name	Company Number	Number of schools at 31/08/2016	Consolidated into SARA 2015/16?
Nicholas Hawksmoor Primary School	07489127	1	Yes
Nicholas Postgate Academy Trust	09203984	5	Yes
Ninestiles Academy Trust Limited	07348167	6	Yes
Nishkam School Trust	07522245	4	Yes
Nlt Academies Trust	09487147	1	Yes
Noadswood School	07693860	1	Yes
Nonsuch And Wallington Education Trust	07627961	2	Yes
Norbreck Primary Academy	08151859	1	Yes
Norbury Manor Business And Enterprise College For Girls	07843573	1	Yes
Norfolk Academies	07946986	4	Yes
Norfolk UTC	07911472	1	Yes
North Carr Collaborative Academy Trust	08395383	3	Yes
North Chadderton School	09150568	1	Yes
North East Learning Trust	07492165	2	Yes
North East Sheffield Trust	08863947	1	Yes
North Essex Multi-Academy Trust	07687474	2	Yes
The Avenue School Special Needs Academy Trust	07706726	1	Yes
North Norfolk Academy Trust	07800153	3	Yes
North Town Academy Trust	07697356	1	Yes
North View Academy	09077521	1	Yes
North West Academies (St. Martin's) Limited	08203228	1	Yes
North West Academies Trust Limited	08852553	1	Yes
North West London Jewish Day School	09104225	1	Yes
Northampton Primary Academy Trust	08172039	5	Yes
Northampton School For Boys	07333885	1	Yes
Northampton School For Girls	08591532	1	Yes
Northern Academy Hull Limited	07412337	1	Yes
Northern Education Trust	07189647	20	Yes
Northern House School Academy Trust	08140768	3	Yes
Northern Lights Learning Trust	07909140	1	Yes
Northern Saints Catholic Education Trust	09940352	1	Yes
Northern Schools Trust	05067702	4	Yes
Northern Star Academies Trust	07553531	3	Yes
Northgate High School Trust	09119498	1	Yes
Northgate Primary School Trust	08128432	1	Yes
Northgate School Arts College	07734360	1	Yes
Northwick Park Trust	09154404	2	Yes
Northwood Park Educational Trust	09341839	2	Yes

Academy Trust Name	Company Number	Number of schools at 31/08/2016	Consolidated into SARA 2015/16?
Northwood Primary School Academy Trust	08405075	1	Yes
Norwood Green Junior School	08520286	1	Yes
Notre Dame High School	08098354	1	Yes
Nottingham University Academy Of Science And Technology	08240435	1	Yes
Nottingham University Samworth Academies Trust	06221293	2	Yes
Nower Hill High School	07690023	1	Yes
Nunnery Wood High School	07694547	1	Yes
Nunthorpe Academy Limited	08188507	1	Yes
Nunthorpe Primary Academy	09040156	1	Yes
Oadby, Wigston And Leicestershire Schools Academy Trust	08537140	3	Yes
Oak Bank School	08712137	1	Yes
Oak Wood Schools Academy	08425914	2	Yes
Oakfield School Academy Trust	07694044	1	Yes
Oakgrove School	07477947	1	Yes
Oakhill Primary Academy	07895856	1	Yes
Oaklands Primary Academy	09712111	1	Yes
Oaks Academy Trust	08924656	2	Yes
Oakwood Park Grammar School	07584611	1	Yes
Oasis Community Learning	05398529	47	Yes
Ocean Learning Trust	09628750	4	Yes
Ocker Hill Academy Trust	08593820	1	Yes
Odyssey Educational Trust	08612100	2	Yes
Old Basford School	08168813	1	Yes
Old Clee Primary Academy	08391057	1	Yes
Old Dalby Church Of England Primary School	08564471	1	Yes
Old Earth School	07726649	1	Yes
Old Priory Junior Academy	07899313	1	Yes
Oldbury Academy	07672607	1	Yes
Oldfield School	07495165	1	Yes
Oldham College Community Academies Trust	06871011	2	Yes
Oldknow Academy	07737582	1	Yes
Olive Academies	08747464	1	Yes
Olney Infant Academy	07622171	1	Yes
One In A Million Free School	08008193	1	Yes
One World Learning Trust	04537464	2	Yes
Onslow St Audrey's Academy Trust	07817708	1	Yes
Orchard Academy Trust	08249884	2	Yes
Orchard Hill College Academy Trust	08476149	6	Yes
Oreston Community Academy	07452782	1	Yes
Orleans Park School	08165744	1	Yes

Academy Trust Name	Company Number	Number of schools at 31/08/2016	Consolidated into SARA 2015/16?
Ormesby School Academy Trust	08171219	1	Yes
Ormiston Academies Trust	06982127	28	Yes
Ormiston Bolingbroke Academy Trust	07349394	1	Yes
Otley Prince Henry's Academy Trust	07831080	1	Yes
Our Co-Operative Academies Trust	08670427	1	Yes
Our Lady Immaculate Catholic Primary School	08020070	1	Yes
Our Lady Of Fatima Catholic Multi Academy Trust	07696069	2	Yes
Our Lady Of Grace Catholic Academy Trust	09435396	2	Yes
Our Lady Of Light Catholic Academy Trust	09676023	4	Yes
Our Lady Of Lourdes Catholic Multi-Academy Company	09064485	4	Yes
Ousedale School	07647327	1	Yes
Outwood Grange Academies Trust	06995649	19	Yes
Outwoods Edge Primary School	08188239	1	Yes
Over Hall Academies Limited	09476660	1	Yes
Overton Grange School	07627110	1	Yes
Oxford Diocesan Schools Trust	08143249	18	Yes
Oxley Park Academy Trust	07660971	1	Yes
Pa Community Trust	09718257	3	Yes
Palace Fields Primary Academy	07604440	1	Yes
Palladian Academy Trust	08061092	3	Yes
Paradigm Trust	08469218	4	Yes
Parallel Learning Trust	08605705	4	Yes
Parbold Douglas Church Of England Academy	07713512	1	Yes
Park Hall Infant Academy	07380068	1	Yes
Park Hall Junior Academy	07848445	1	Yes
Park High School	07689613	1	Yes
Park House School Newbury	07606250	1	Yes
Park Road Academy Primary School	07411759	1	Yes
Park Road Sale Primary School	08623343	1	Yes
Park View Academy	07709270	1	Yes
Parkfield Education Limited	07641673	1	Yes
Parklands High School	08151601	1	Yes
Parkroyal Academy Trust	08728422	1	Yes
Parkside Academy	07928558	1	Yes
Parkside Federation Academies	07557831	2	Yes
Parkstone Grammar School Trust	07461209	1	Yes
Parkwood Hall Co-Operative Academy Trust	09494940	1	Yes
Parmiter's School	07662765	1	Yes
Parson Street Primary School	08245920	1	Yes

Academy Trust Name	Company Number	Number of schools at 31/08/2016	Consolidated into SARA 2015/16?
Partnership Learning	08339345	6	Yes
Pate's Grammar School	07369704	1	Yes
Pathfinder Multi Academy Trust	07559610	4	Yes
Pax Christi Catholic Academy Trust	08192900	5	Yes
Pax Christi Catholic Partnership	09378390	3	Yes
Paxton Academy Ltd	07626303	1	Yes
Pear Tree Alliance	08916147	1	Yes
Pear Tree Mead Academy	09141452	1	Yes
Peaslake Free School Limited	07925067	1	Yes
Peatmoor Community Primary School	08714452	1	Yes
Pelham Academy Trust	08439184	2	Yes
Pen Mill Infant And Nursery Academy	08210466	1	Yes
Penair School	07557657	1	Yes
Pendle Education Trust	08263591	3	Yes
Peninsula Gateway Academy Trust	08095169	1	Yes
Peninsula Learning Trust	07565242	8	Yes
Penketh Academy Trust	08438991	1	Yes
Penlee Academy Trust	09683218	3	Yes
Pennine Way Junior Academy	07772327	1	Yes
Penny Bridge Church Of England Primary School Limited	08701329	1	Yes
Penryn College	07654298	1	Yes
Penwortham Priory Academy Trust	08133703	1	Yes
Perins School	07699705	1	Yes
Perry Beeches The Academy Trust	07749786	5	Yes
Perry Hall Multi-Academy Trust	08566185	3	Yes
Perry Hall Primary School	08760817	1	Yes
Pershore High School	07665364	1	Yes
Petchey Academy	05342164	1	Yes
Peterborough Diocese Education Trust	08509710	16	Yes
Pewsey Vale School	07662809	1	Yes
Pickhurst Infant School	07698731	1	Yes
Pilton Community College Academy Trust	07653872	1	Yes
Pinewood School Academy Trust	09141878	1	Yes
Pioneer Academies Co-Operative Trust (Pact)	08255683	3	Yes
Piper Hill Learning Trust	09392787	1	Yes
Plantsbrook Learning Trust	07655702	2	Yes
Plume School	07849731	1	Yes
Plym Academy Trust	10056460	2	Yes
Plymouth Cast	08438686	35	Yes
Plymouth School Of Creative Arts	07953395	1	Yes
Plymouth Studio School	08318068	1	Yes

Academy Trust Name	Company Number	Number of schools at 31/08/2016	Consolidated into SARA 2015/16?
Plymouth UTC Limited	07645326	1	Yes
Plympton Academy	07561356	1	Yes
Plymstock School	07557886	1	Yes
Pokesdown Community Primary School	08425359	1	Yes
Polam Hall Educational Trust	08829554	1	Yes
Polymat	09078530	1	Yes
Pond Meadow Academy Trust	09148900	1	Yes
Pontefract Academies Trust	08445158	8	Yes
Pool Academy	07525178	1	Yes
Poole Grammar School	07666111	1	Yes
Pope John XXIII Catholic Multi Academy Company	09441910	4	Yes
Portico Academy Trust	09952066	2	Yes
Portslade Aldridge Community Academy Trust	07672441	1	Yes
Portsmouth And Winchester Diocesan Academies Trust	08161468	3	Yes
Portswood Primary Academy Trust	08158400	3	Yes
Premier Learning Trust Limited	10065284	2	Yes
Prenton High School For Girls	07672980	1	Yes
Presdales School Academy Trust	07990029	1	Yes
Prestolee Multi Academy Trust	09481323	2	Yes
Preston Hedges Academy Trust	08282041	1	Yes
Preston Manor Academy Trust	08359584	1	Yes
Preston Primary Academy Trust	08727883	1	Yes
Preston School Academy Trust	07657910	1	Yes
The Phoenix Academy Trust	08357097	1	Yes
Priestlands School	07695684	1	Yes
Primary Excellence - A Catholic Education Trust	08068528	2	Yes
Princes Risborough School	07712579	1	Yes
Priorslee Multi-Academy Trust	07481145	2	Yes
Priory Academy, Dunstable	08002543	1	Yes
Priory Primary School	08684300	1	Yes
Prospect Education (Technology) Trust Limited	02484729	1	Yes
Prospect School, Reading	07660159	1	Yes
Putnoe Primary School	08434113	1	Yes
Pyrford Church Of England Primary School	08765738	1	Yes
Pyrgo Priory Academy Trust	08382992	1	Yes
QC School Limited	09166463	1	Yes
QE Academy Trust	07562194	1	Yes
QED Academy Trust	07493622	3	Yes
QEGS Blackburn Academy Trust	08331789	1	Yes

Academy Trust Name	Company Number	Number of schools at 31/08/2016	Consolidated into SARA 2015/16?
QEHC Academy Trust	07840838	1	Yes
Quaerere Academies Trust	06221748	1	Yes
Quarrydale Academy	07891230	1	Yes
Queen Elizabeth Grammar School Penrith	07584063	1	Yes
Queen Elizabeth School, Kirkby Lonsdale	07438425	1	Yes
Queen Elizabeth's Girls' School (Barnet)	07698875	1	Yes
Queen Elizabeth's Grammar School Ashbourne Academy	07698914	1	Yes
Queen Elizabeth's Grammar School Horncastle	08175402	1	Yes
Queen Elizabeth's Grammar School Trust Faversham	07558466	1	Yes
Queen Elizabeth's Grammar, Alford - A Selective Academy Limited	07388635	1	Yes
Queen Elizabeth's School (Wimborne Minster)	08696394	1	Yes
Queen Elizabeth's School Barnet	07351253	1	Yes
Queen Mary's Grammar School (Walsall)	07611347	1	Yes
Queen Mary's High School (Walsall)	07611345	1	Yes
Queens Park Academy	07566528	1	Yes
Queens Park Community School Academy Trust	08146138	1	Yes
Queen's Park Infant Academy	08434359	1	Yes
Queens' School (Bushey)	07650609	1	Yes
Queniborough Church Of England Primary School	08235194	1	Yes
Quintin Kynaston Trust	07802563	1	Yes
R A Butler Infant School	07403352	1	Yes
R A Butler Junior School	07403361	1	Yes
Radcliffe Academy	09334026	1	Yes
Raedwald Trust	08702099	2	Yes
Raglan Primary School	08628905	1	Yes
Rainbow Education Multi-Academy Trust	09265723	2	Yes
Rainbow Schools Trust	07471734	1	Yes
Ralph Sadleir School	08663956	1	Yes
Ranelagh Church Of England School	07698406	1	Yes
Range High School	07770687	1	Yes
Rastrick High School Academy Trust	07737429	1	Yes
Ratby Primary School	08293293	1	Yes
Ratton School Academy Trust	08130302	1	Yes
Rauceby Church Of England Primary	08099606	1	Yes

Academy Trust Name	Company Number	Number of schools at 31/08/2016	Consolidated into SARA 2015/16?
School			
Rawlins Academy	07652661	1	Yes
Raynsford Church Of England Academy	08287618	1	Yes
Reach Academy	07634106	1	Yes
Reach Learning Limited	07311261	1	Yes
Reach2 Academy Trust	08452281	51	Yes
Reach2croydon Academy Trust	08126815	5	Yes
Reach2herfordshire Academy Trust	08180192	2	Yes
Reach2kent Academy Trust	08451749	5	Yes
Reach2maritime Academy Trust	07739392	1	Yes
Reach2staffordshire Academy Trust	08634450	5	Yes
Reach2sussex Academy Trust	08644222	3	Yes
Reach2thamesvalley Academy Trust	08643729	2	Yes
Reach2walthamforest Academy Trust	08298697	4	Yes
Reach2warwickshire Academy Trust	08269155	3	Yes
Reach4 Academy Trust	09791051	12	Yes
Reading School	07475515	1	Yes
Red Hill Field Primary School	08384805	1	Yes
Red Kite Learning Trust	07523507	3	Yes
Redborne Upper School And Community College	07566436	1	Yes
Redcar Academy - A Community School For The Performing And Visual Arts	08281046	1	Yes
Redden Court School	07689980	1	Yes
Reddish Vale Academy Trust	07890769	1	Yes
Redditch Rsa Academies Trust	08166526	4	Yes
Redditch West School Trust	07967402	2	Yes
Redhill Academy	07901900	1	Yes
Redhill Academy Trust	07430317	5	Yes
Redhill School	08536774	1	Yes
Redland Green School	08203318	1	Yes
Redmarley C Of E Primary Academy	07705259	1	Yes
Redmoor Academy	07992372	1	Yes
Regency High School	08658515	1	Yes
Reid Street Primary School	07658688	1	Yes
Rendell Primary School	08219443	1	Yes
Ret Becket Keys Church Of England Free School Trust	08096798	1	Yes
Ribbon Academy Trust	08132353	1	Yes
Ribston Hall High School Academy Trust	07625308	1	Yes
Richard Challoner School	07718002	1	Yes
Richard Hale School	08572898	1	Yes
Richard Huish Trust	09320523	1	Yes

Academy Trust Name	Company Number	Number of schools at 31/08/2016	Consolidated into SARA 2015/16?
Richmond Hill Primary Academy Limited	08820308	1	Yes
Rickley Park Primary School	08246313	1	Yes
Rickmansworth School	07563361	1	Yes
Ridgeway Academy Trust	08284164	1	Yes
Ridgeway Primary Academy	08041206	1	Yes
Rightforsuccess Trust	08282834	5	Yes
Rimon Jewish Primary School	07643890	1	Yes
Ringmer Community College Academy Trust	07678672	1	Yes
Ringwood School	07552519	1	Yes
Ripley St Thomas Church Of England Academy	07588464	1	Yes
Rise Park Academy Trust	09051179	2	Yes
River Learning Trust	07966500	5	Yes
River Tees Multi-Academy Trust	09861442	3	Yes
Rivermead Inclusive Trust	09853252	1	Yes
Rivers Multi Academy Trust	07697367	1	Yes
Riverside Primary Academy	08104080	1	Yes
Riviera Primary Academy Trust	09751294	2	Yes
RMET	07654628	2	Yes
RNIB Specialist Learning Trust	08478985	1	Yes
Robert Bakewell Primary School	08217604	1	Yes
Robert May's School	07875747	1	Yes
Robert Wilkinson Academy Trust	08766799	4	Yes
Robin Hood Multi Academy Trust	08686006	1	Yes
Robus Multi Academy Trust	07681811	4	Yes
Rochester Academy	07025097	1	Yes
Rochester Diocesan Multi-Academy Education Trust	08270657	2	Yes
Rodborough	07694358	1	Yes
Roger Ascham Primary School	07453918	1	Yes
Rookery School	07685796	1	Yes
Rooks Heath College	07687178	1	Yes
Rooks Nest Academy	07645519	1	Yes
Rosary Catholic Primary School	07709421	1	Yes
Rose Wood Academy	08803916	1	Yes
Roseacre Primary Academy	08221228	1	Yes
Rosebery School	07818029	1	Yes
Rosewood School Limited	07667999	1	Yes
Rossett School	07664288	1	Yes
Rothley Church Of England Primary School	08388074	1	Yes
Roundwood Park School Academy Trust	07695458	1	Yes
Route 39 Academy Trust Limited	07945060	1	Yes

Academy Trust Name	Company Number	Number of schools at 31/08/2016	Consolidated into SARA 2015/16?
Rowde C Of E Primary Academy Trust	08310027	1	Yes
Royal Grammar School High Wycombe	07492198	1	Yes
Royal Wootton Bassett Academy	07569743	1	Yes
Rugby High School Academy Trust	07521636	1	Yes
Ruislip High School	08919697	1	Yes
Runwell Community Primary School Academy Trust	07673903	1	Yes
Rushey Mead Educational Trust	09079258	5	Yes
Ruskington Chestnut Street Church Of England Academy	08096761	1	Yes
Russell Education Trust	07452885	4	Yes
Rutland And District Schools' Federation	07552631	3	Yes
Ryburn Valley High School	09040380	1	Yes
Rydens Enterprise School And Sixth Form College	07692414	1	Yes
Ryders Hayes Academy Trust	07501579	1	Yes
Rye Academy Trust	08177657	3	Yes
Ryhope Infant School Academy	09161532	1	Yes
Ryvers School	08060671	1	Yes
S. Peter's Collegiate Church Of England Academy Trust	08172888	1	Yes
Sabres Educational Trust	07432586	1	Yes
Sacred Heart Catholic High School	07841435	1	Yes
Sacred Heart Catholic School	08160195	1	Yes
Sacred Heart High School Hammersmith	07941140	1	Yes
Sacred Heart Hillsborough Academy Trust	08719689	1	Yes
Sacred Heart Of Mary Girls' School	07693743	1	Yes
Saffron Academy Trust	07618351	4	Yes
Saint Augustine's Catholic College	07736524	1	Yes
Saint Cecilia's Church Of England School	09413691	1	Yes
Saint Dominic's Catholic Academy Trust	08106388	2	Yes
Saint Edmund's Catholic Academy	07733864	1	Yes
Saint Joseph's Catholic Primary School, Devizes	07734205	1	Yes
Saint Lawrence Church Of England Primary School Hurstpierpoint	08514898	1	Yes
Saint Nicholas Owen Catholic Multi Academy Company	09174154	6	Yes
Saint Robert Lawrence Catholic	07937154	3	Yes

Academy Trust Name	Company Number	Number of schools at 31/08/2016	Consolidated into SARA 2015/16?
Academy Trust			
Sale Grammar School	07538380	1	Yes
Salendine Nook Academy Trust	07883174	1	Yes
Salford Academy Trust	08115121	3	Yes
Salisbury Plain Academies	10163646	4	Yes
Salisbury Sixth Form College	08257461	1	Yes
Salopia Catholic Schools Trust	09646093	1	Yes
Saltash Multi Academy Regional Trust	07542166	2	Yes
Salterlee Academy Trust Limited	07712946	1	Yes
Salvatorian College	08134861	1	Yes
Samuel Ward Academy Trust	07400386	9	Yes
Sandbach High School And Sixth Form College	07404747	1	Yes
Sandbach School	06486255	1	Yes
Sandhill Multi Academy Trust	08745045	2	Yes
Sandringham School Academy Trust	07523557	1	Yes
Sandwell Academy Trust Limited	04798185	1	Yes
Sandwich Technology School	07401373	1	Yes
Sandye Place Academy	07563116	1	Yes
Sandymoor Free School	07635438	1	Yes
Sapientia Education Trust	07466353	1	Yes
Sarum Academy	07035327	1	Yes
Sash Education Trust	07956692	1	Yes
Saturn Education Trust	09578698	3	Yes
Sawston Village College	07627138	1	Yes
Scartho Junior Academy Limited	07805677	1	Yes
Scholars Academy Trust	08515149	2	Yes
School 21	07648389	1	Yes
School Partnership Trust Academies	07386086	46	Yes
Schoolworks Academy Trust	07962974	5	Yes
Scout Road Academy	07717189	1	Yes
Seaford Head Academy Trust	08122579	1	Yes
Seaton Academy	07343156	1	Yes
Seax Trust	07747149	2	Yes
Seer Green Church Of England School	08318511	1	Yes
Sefton Education Trust	08307770	1	Yes
Selwood Academy	07814065	1	Yes
Sendat	07729941	1	Yes
Sentamu Academy Learning Trust	06544825	5	Yes
Settlebeck School Academy Trust	07693715	1	Yes
Sevak Education Trust Ltd	08267703	1	Yes
Seven Fields Primary School	07977150	1	Yes
Severn Academies Educational Trust	07633402	1	Yes
Severn Vale School	07705465	1	Yes

Academy Trust Name	Company Number	Number of schools at 31/08/2016	Consolidated into SARA 2015/16?
Severnbanks Primary School	08322813	1	Yes
Severndale Specialist Academy	08738846	1	Yes
Sexey's School	07698729	1	Yes
Share Multi Academy Trust	07729878	4	Yes
Sharnbrook Academy Federation	07500018	4	Yes
Sharnbrook John Gibbard Lower School	08370592	1	Yes
Sharples School A Multi Academy Trust	09677469	1	Yes
Shavington Academy	09587693	1	Yes
Shaw Primary Academy	08333159	1	Yes
Shaw Ridge Primary School	08714241	1	Yes
Sheldon School	07556236	1	Yes
Sheldwich Primary School	07725629	1	Yes
Shenfield High School	07898905	1	Yes
Shenley Brook End School	07595434	1	Yes
Sherwood Park Primary School	08792911	1	Yes
Shiphay Learning Academy	07566835	1	Yes
The Silverstone Academy Trust	07649183	1	Yes
Shire Oak Academy Trust	07544974	1	Yes
Shirebrook Academy	06628631	1	Yes
Shirley High School	07837778	1	Yes
Shirley Manor Primary Academy	08842936	1	Yes
Shooters Hill Campus	08270802	1	Yes
Shrewsbury Academies Trust	08407961	4	Yes
Sidney Stringer Multi Academy Trust	06672920	5	Yes
Signhills Academy Limited	07660690	1	Yes
Signhills Infant Academy	07930349	1	Yes
Silverdale Multi Academy Trust	08289609	1	Yes
Silvertrees Academy Trust	08590916	1	Yes
Simon Balle Academies Trust	08661539	1	Yes
Sir John Lawes Academies Trust	07697132	2	Yes
Sir John Leman High School	07682294	1	Yes
Sir Robert Geffery's School	07700611	1	Yes
Sir Robert Pattinson Academy	07690250	1	Yes
Sir Roger Manwood's School	07539918	1	Yes
Sir Thomas Fremantle School	07955870	1	Yes
Sir Thomas Rich's School	07331954	1	Yes
Sir Thomas Wharton Community College Co-Operative Academy Trust	08261114	1	Yes
Sir William Burrough Primary School	07797058	1	Yes
Sir William Ramsay School Academy Trust	07697618	1	Yes
Sir William Robertson Academy	08208522	1	Yes
Sir William Romney's School	07694641	1	Yes

Academy Trust Name	Company Number	Number of schools at 31/08/2016	Consolidated into SARA 2015/16?
Sirius Academy	06545396	2	Yes
Skelton Primary School	08693259	1	Yes
Smith's Wood Primary Academy Limited	09065312	1	Yes
Solent Academies Trust	08374351	2	Yes
Somerset Road Education Trust	09343767	3	Yes
South Bank Academies	08589525	1	Yes
South Bank Multi Academy Trust	10067116	3	Yes
South Benfleet Primary School	07684902	1	Yes
South Bromsgrove High Academy Trust	08565135	1	Yes
South Charnwood High School	08423539	1	Yes
South Craven Academy Trust	07591948	1	Yes
South Dartmoor Academy	07561204	7	Yes
South Devon UTC	08293776	1	Yes
South East Essex Academy Trust	07527304	4	Yes
South Essex Academy Trust	07681226	3	Yes
South Essex Community School Ltd	07954295	1	Yes
South Farnham Educational Trust	07652902	2	Yes
South Gloucestershire And Stroud Academy Trust	09353480	1	Yes
South Leeds Academy Trust	06948499	1	Yes
South Lincolnshire Academies Trust	07559187	1	Yes
South London Jewish Primary School	07864383	1	Yes
South Newcastle Trust	09679560	2	Yes
South Northamptonshire Church Of England Multi Academy Trust	08569207	4	Yes
South Northamptonshire Village Schools Multi Academy Trust	08567252	3	Yes
South Nottingham Catholic Academy Trust	07743523	5	Yes
South Orpington Learning Alliance Multi-Academy Trust	07943613	6	Yes
South Ossett Infants' Academy Trust	07851205	1	Yes
South Shropshire Academy Trust	08439425	2	Yes
South Tyneside Academy Trust Sponsored By South Tyneside College	08313162	1	Yes
South West Essex Community Education Trust Limited	07693309	3	Yes
South Westmorland Multi Academy Trust	07646748	1	Yes
South Wigston High School	07937317	1	Yes
South Wilts Grammar School For Girls	07451741	1	Yes
South Wiltshire UTC Limited	08282488	1	Yes
South Wolds Academy & Sixth Form,	08050782	1	Yes

Academy Trust Name	Company Number	Number of schools at 31/08/2016	Consolidated into SARA 2015/16?
The			
Southborough High School	07776910	1	Yes
Southend East Community Academy Trust	07825856	1	Yes
Southend High School For Boys Academy Trust	07485584	1	Yes
Southend High School For Girls Academy Trust	07487455	1	Yes
Southern Academy Trust	09040388	3	Yes
Southfield Junior School	07739514	1	Yes
Southfield Primary School	08252316	1	Yes
Southfield School	07694399	1	Yes
Southfields Academy	08190187	1	Yes
Southgate School Academy Trust	10039553	1	Yes
Southmoor Academy	08021855	2	Yes
Southwark Free Schools Trust	07649385	1	Yes
Southwark Primary Academy Trust	07726568	2	Yes
Spalding Grammar School	08357352	1	Yes
Sparken Hill Academy Trust	09250922	1	Yes
Sparkle Multi-Academy Trust	09741508	1	Yes
Sparkwell All Saints Primary Trust Limited	07952925	1	Yes
Special Partnership Trust	07724160	1	Yes
Spiral Academies Trust	08322127	2	Yes
Spiral Partnership Trust	08028375	4	Yes
Spires Academy	06207067	1	Yes
Spring Common Academy Trust	09896071	1	Yes
Spring Cottage Academy	08683500	1	Yes
Ss Simon And Jude Church Of England Multi Academy Trust	08240918	3	Yes
St Agatha's Catholic Primary School	07907633	1	Yes
St Aidan's Catholic Primary Academy	08731777	1	Yes
St Aidan's Catholic Primary School	10045230	1	Yes
St Aidan's Church Of England Academy Limited	06162865	1	Yes
St Aidan's Education Trust	08442124	1	Yes
St Alban Catholic Academies Trust	09660515	3	Yes
St Alban's Catholic High School	07902662	1	Yes
St Albans Girls' School	07719076	1	Yes
St Andrew's Church Of England Academy	08128214	1	Yes
St Anne's Catholic School	08135868	1	Yes
St Ann's Catholic Primary School, A Voluntary Academy	08722710	1	Yes
St Anthony's Free School	08232396	1	Yes
St Augustine's Academy Trust	08168245	1	Yes

Academy Trust Name	Company Number	Number of schools at 31/08/2016	Consolidated into SARA 2015/16?
St Augustine's Catholic Academy Trust	08169229	1	Yes
St Barnabas C Of E Primary Academy Trust	07982966	1	Yes
St Barnabas Catholic Academy Trust	08089246	4	Yes
St Barnabas Church Of England Multi Academy Trust	08669464	6	Yes
St Bartholomew's School	07721470	1	Yes
St Bart's Multi Academy Trust	08735454	5	Yes
St Bede Church Of England Primary Academy	07628909	1	Yes
St Bede's Catholic Academy (Lanchester)	08062065	1	Yes
St Bede's Catholic College	07798550	1	Yes
St Bede's Catholic Primary School, A Voluntary Academy	08543210	1	Yes
St Bede's Inter Church School	07941524	1	Yes
St Bede's RC Primary School	08085993	1	Yes
St Bernard's Catholic High School	08098352	1	Yes
St Bernard's High School	07697023	1	Yes
St Birinus School	08152096	1	Yes
St Breock Primary School	07701934	1	Yes
St Buryan Academy Primary School	07342848	1	Yes
St Catherine Of Siena Multi Academy Company	09497062	4	Yes
St Catherine's Catholic Primary School (Academy) Swindon	08132338	1	Yes
St Catherine's Catholic School	07694573	1	Yes
St Chad's Academies Trust	08526973	6	Yes
St Chad's Catholic Primary School	10037192	1	Yes
St Christophers Academy (Dunstable)	07890613	1	Yes
St Christopher's C Of E (Primary) Multi Academy Trust	08538844	10	Yes
St Christopher's C Of E (Secondary) Multi Academy Trust	08486531	1	Yes
St Clement's C Of E Primary Academy, Nechells	08165736	1	Yes
St Clere's Co-Operative Academy Trust	07703865	4	Yes
St Columba's Catholic Boys' School	08088957	1	Yes
St Cuthbert's Catholic High School	07918561	1	Yes
St Cuthbert's Church Of England Infants School	08249992	1	Yes
St Cuthbert's Roman Catholic Academy Trust	09023802	4	Yes
St Cyprian's Greek Orthodox Primary	08085808	1	Yes

Academy Trust Name	Company Number	Number of schools at 31/08/2016	Consolidated into SARA 2015/16?
Academy			
St David's Church Of England Primary Academy	08322707	1	Yes
St Dominic's Catholic Primary School	07727826	1	Yes
St Dunstan's School Academy Trust	07717212	1	Yes
St Eanswythe's Church Of England Primary School	08351355	1	Yes
St Edmund's School	07865850	1	Yes
St Edmundsbury And Ipswich Diocesan Multi-Academy Trust	09499496	6	Yes
St Edward's Church Of England Academy Trust, Leek	08316327	1	Yes
St Edward's Church Of England School And Sixth Form College	07709271	1	Yes
St Francis Of Assisi Academies Trust	08462151	4	Yes
St Francis Xavier's College	08137421	1	Yes
St George's Academy Trust	07087804	1	Yes
St George's Church Of England Academy	07984221	1	Yes
St George's Church Of England Academy, Newtown	08328369	1	Yes
St George's Church Of England Primary School	08509022	1	Yes
St George's School, Harpenden Academy Trust	08092358	1	Yes
St Gerard's Catholic Primary	08543748	1	Yes
St Gilbert Of Sempringham Catholic Academy Trust	08462512	6	Yes
St Gilbert's Church Of England Primary School	08321824	1	Yes
St Giles Church Of England Academy	08781513	1	Yes
St Helena School	07912930	1	Yes
St Helen's Catholic Junior School Academy	07695916	1	Yes
St Hilary School	07655662	1	Yes
St Hilda's Catholic Academy Trust	09811711	11	Yes
St Hybald's Academy Trust	08003909	2	Yes
St Ives Infant School	07713374	1	Yes
St Ivo School	07703797	1	Yes
St James Church Of England Academy Trust Company	08022455	1	Yes
St John The Baptist Catholic Multi Academy Trust	07913261	7	Yes
St John's (Ce) Primary Academy Trust, Clifton	07745167	1	Yes
St John's Academy Trust	08517255	1	Yes

Academy Trust Name	Company Number	Number of schools at 31/08/2016	Consolidated into SARA 2015/16?
St John's Catholic School And Sixth Form College, A Catholic Academy (Bishop Auckland)	07835950	1	Yes
St John's Church Of England Academy	08026134	1	Yes
St John's Church Of England Academy Coleford	08144420	1	Yes
St John's Church Of England Middle School Academy	08355037	1	Yes
St John's Church Of England Primary School Maidstone	07807291	1	Yes
St John's Church Of England Primary School, Rishworth	08296540	1	Yes
St John's Church Of England Primary School, Sparkhill	08270275	1	Yes
St John's Special School And College	07750051	1	Yes
St Joseph's Catholic College	07696999	1	Yes
St Joseph's Catholic Primary School	09301212	1	Yes
St Joseph's Catholic Primary Voluntary Academy Retford	09622777	1	Yes
St Joseph's College Delasalle	08061075	1	Yes
St Joseph's Primary School Dinnington, A Catholic Voluntary Academy	08809624	1	Yes
St Joseph's Primary School, A Catholic Voluntary Academy	08379788	1	Yes
St Laurence In Thanet Church Of England Junior Academy	08291666	1	Yes
St Leonard's Ce Primary Academy	07807811	1	Yes
St Louis Catholic Academy	08444133	1	Yes
St Luke Academies Trust	09436283	4	Yes
St Luke's Church Of England School	07451568	1	Yes
St Margaret's Academy	07566505	1	Yes
St Margaret's Church Of England Academy	08160433	1	Yes
St Marie's School, A Catholic Voluntary Academy	08181858	1	Yes
St Mark's Church Of England Primary School	09875389	1	Yes
St Martin-In-The-Fields High School For Girls	07984073	1	Yes
St Martin's Multi Academy Trust	09443906	3	Yes
St Mary Magdalene Academy: The Courtyard	08619729	1	Yes
St Mary's Academy Trust	07917752	7	Yes
St Mary's C Of E Primary And Nursery	08296506	1	Yes

Academy Trust Name	Company Number	Number of schools at 31/08/2016	Consolidated into SARA 2015/16?
Academy, Handsworth			
St Mary's Catholic High School Academy Trust	08107212	1	Yes
St Mary's Catholic Primary School	09258843	1	Yes
St Mary's Catholic Primary School (Academy Trust), Swindon	07697658	1	Yes
St Mary's Catholic Primary School (Herringthorpe), A Catholic Voluntary Academy	08543115	1	Yes
St Mary's Catholic Primary School (Maltby)	08543217	1	Yes
St Mary's Catholic Primary School, Churchdown	07696498	1	Yes
St Mary's Catholic Primary Schools Trust	09693822	2	Yes
St Mary's Ce Academy, Cheshunt	07999861	1	Yes
St Mary's Church Of England Academy Trust	07733363	1	Yes
St Mary's Church Of England Academy, Stotfold	07999942	1	Yes
St Mary's Church Of England Junior School	07716911	1	Yes
St Mary's Church Of England Primary Academy	08441458	1	Yes
St Mary's Church Of England Primary Academy, Dilwyn	07745424	1	Yes
St Mary's Church Of England School, Norwood Green	08333406	1	Yes
St Mary's Church Of England Va Primary Academy	08441554	1	Yes
St Mary's Primary School, A Catholic Voluntary Academy	08722529	1	Yes
St Matthew Academy	05144640	1	Yes
St Matthias Church Of England Primary Academy	07704001	1	Yes
St Merryn School	07808706	1	Yes
St Michael & All Angels Church Of England Primary School	08233527	1	Yes
St Michael's C Of E Primary Academy, Handsworth	08177570	1	Yes
St Michael's Catholic Secondary School Association	07601038	1	Yes
St Michael's Church Of England Academy Trust	07654237	1	Yes
St Michael's Church Of England Primary School	09894699	1	Yes

Academy Trust Name	Company Number	Number of schools at 31/08/2016	Consolidated into SARA 2015/16?
St Nicholas' CofE School Alcester	08248830	1	Yes
St Nicholas Of Tolentine Catholic Primary School	08278118	1	Yes
St Nicholas Primary School	09437420	1	Yes
St Nicolas' Ce Combined School Taplow	08043695	1	Yes
St Osmund's CE Middle School	08066279	1	Yes
St Oswald's Church Of England Academy	08176968	1	Yes
St Patrick's Catholic Academy Trust	08379733	1	Yes
St Patrick's Catholic Primary School	08135761	1	Yes
St Patrick's Church Of England Primary Academy	07401748	1	Yes
St Paul's (Astley Bridge) Church Of England Primary School	08212263	2	Yes
St Paul's Academy Limited	05210075	1	Yes
St Paul's Church Of England Academy Trust	09102276	1	Yes
St Paul's Church Of England Primary School	07994514	1	Yes
St Peter And St Paul Catholic Primary Academy	08938098	1	Yes
St Peter's Catholic High School & Sixth Form Centre	07696728	1	Yes
St Peter's Catholic Voluntary Academy Trust	07739194	1	Yes
St Peter's Church Of England Primary Academy	08295240	1	Yes
St Peter's School Huntingdon	07702046	1	Yes
St Philip Howard Catholic Academy Trust	09686896	1	Yes
St Philomena's Catholic Primary School	09218084	1	Yes
St Piran's Cross Church Of England Multi Academy Trust	08739625	5	Yes
St Stephen's Academy Canterbury	07441370	1	Yes
St Teresa's Catholic Primary School	08111345	1	Yes
St Teresa's Catholic Primary School Bristol	08260020	1	Yes
St Thomas Becket Catholic Primary School	08163424	1	Yes
St Thomas More Catholic Comprehensive School	09350239	1	Yes
St Thomas More Catholic Primary, A Voluntary Academy	09888339	1	Yes
St Thomas More Partnership Of	07900532	3	Yes

Academy Trust Name	Company Number	Number of schools at 31/08/2016	Consolidated into SARA 2015/16?
Schools			
St Thomas More Roman Catholic Academy	07844795	1	Yes
St Thomas Of Canterbury Catholic Academies Trust	09980467	4	Yes
St Thomas Of Canterbury Catholic Multi Academy Trust	10034058	3	Yes
St Thomas Of Canterbury Trust	08181927	1	Yes
St Vincent's Catholic Primary School	08934887	1	Yes
St Wilfrid's Church Of England Academy	07671404	1	Yes
St Wilfrid's Primary School, A Catholic Voluntary Academy	08182289	1	Yes
St. Ambrose College Edmund Rice Academy Trust	07827963	1	Yes
St. Anselm's Catholic Multi Academy Trust	08515862	1	Yes
St. Anselm's College Edmund Rice Academy Trust	07638417	1	Yes
St. Anthony's Girls' Catholic Academy	07968898	1	Yes
St. Catherine's Catholic Primary School (Hallam)	08721728	1	Yes
St. Chad's Church Of England Primary School	08441646	1	Yes
St. Columb Major Academy	07650615	1	Yes
St. Columb Minor Academy	07650710	1	Yes
St. Giles' & St. George's Church Of England Academy	08863406	1	Yes
St. James And Emmanuel Academy Trust Ltd	08652284	3	Yes
St. James The Great R.C. Primary And Nursery School	07937939	1	Yes
St. James' R.C. Primary School	07976516	1	Yes
St. John Fisher Catholic Academy Trust	08172988	1	Yes
St. John's Primary Academy Bracebridge Heath Ltd	07777372	1	Yes
St. Joseph's Catholic Education Trust	08559647	1	Yes
St. Joseph's College Edmund Rice Academy Trust	07490390	1	Yes
St. Laurence School Academy Trust	07698410	1	Yes
St. Mark's West Essex Catholic School	07694563	1	Yes
St. Mary's Catholic School Trust	08599141	1	Yes
St. Michael's Academy	08210739	1	Yes
St. Michael's Catholic College	08160034	1	Yes

Academy Trust Name	Company Number	Number of schools at 31/08/2016	Consolidated into SARA 2015/16?
St. Oswald's Catholic Academy Trust	08924383	4	Yes
St. Thomas More Catholic Primary School	07696148	1	Yes
St. Thomas More High School	07696989	1	Yes
St.Edward's College Edmund Rice Academy Trust	07597686	1	Yes
Stafford Leys Academy Trust	08054506	1	Yes
Staffordshire University Academies Trust	07704020	3	Yes
Staindrop School	07695172	1	Yes
Stamp Education Trust	07916297	1	Yes
Stanborough School	07900439	1	Yes
Stanchester Community School Academy	07677142	1	Yes
Stanton Under Bardon Community Primary School	08423592	1	Yes
Stanwix School	09341344	1	Yes
Stapeley Broad Lane C E Primary School	08445776	1	Yes
Staploe Education Trust	07534901	3	Yes
Stars Trust	08810960	1	Yes
Staunton And Corse C Of E Academy	07701954	1	Yes
Steel City Schools Partnership	08356745	3	Yes
Steiner Academy Bristol	08300393	1	Yes
Steiner Academy Exeter	07956691	1	Yes
Steiner Academy Frome	08102584	1	Yes
Steiner Academy, Hereford	01532445	1	Yes
Stem Academy Education Trust	07952115	1	Yes
Step Academy Trust	07612865	7	Yes
Stephenson (Mk) Trust	07919427	2	Yes
Stewards Academy Trust	07770970	1	Yes
Stisted Church Of England Primary Academy Trust	07769085	1	Yes
Stockland (C Of E) Primary Academy Trust Limited	07717215	1	Yes
Stockley Academy	04302474	1	Yes
Stoke Bishop Church Of England Primary School	08422944	1	Yes
Stone Lodge Academy Trust	09396402	1	Yes
Stone Soup Learns	07217174	1	Yes
Stone With Woodford C Of E Primary School	08576916	1	Yes
Stonebow Primary School	08353034	1	Yes
Stour Valley Educational Trust Limited	07226557	1	Yes
Stourfield Infant Academy Trust	08201675	1	Yes
Stowford School	07904075	1	Yes

Academy Trust Name	Company Number	Number of schools at 31/08/2016	Consolidated into SARA 2015/16?
Stradbroke High School	07921744	1	Yes
Stramongate School	07992440	1	Yes
Stranton Academy Trust	08561049	2	Yes
Stratford Girls' Grammar School	07646003	1	Yes
Stratford School Academy	07710532	1	Yes
Stratford-Upon-Avon School	07690776	1	Yes
Stratton Education Trust	07798627	2	Yes
Streetsbrook Academy Trust	10225404	1	Yes
Stretton Sugwas Church Of England Academy	07718539	1	Yes
Strood Academy	06914263	1	Yes
Stroud High School	07657741	1	Yes
Studley High School	07610791	1	Yes
Success Academy Trust	08135389	1	Yes
Suckley School	07697002	1	Yes
Sudbury Primary School	08147330	1	Yes
Suffolk Academies Trust	09702333	1	Yes
Summerville Primary School	07715667	1	Yes
Sunbury Manor School	07545019	1	Yes
Sunnyside Academy	08803924	1	Yes
Surrey Heath Education Trust	08621310	1	Yes
Sussex Education Trust Ltd	07874411	1	Yes
Sussex Learning Trust	07705100	2	Yes
Sutherland Primary Academy	07845470	1	Yes
Sutton Coldfield Grammar School For Girls Academy Trust	07543893	1	Yes
Sutton Grammar School Trust	07633715	1	Yes
Sutton Park Primary School	08426042	1	Yes
Swakeleys School For Girls	07570315	1	Yes
Swale Academies Trust	07344732	8	Yes
Swallowdale Primary School	08383047	1	Yes
Swanland Education Trust	07679051	2	Yes
Symphony Learning Trust	07941899	1	Yes
Synaptic Trust	07588104	3	Yes
Synergy Multi Academy Trust	08198980	2	Yes
Takely Education Trust	09451372	1	Yes
Talent & Enterprise Trust	08562954	1	Yes
Tall Oaks Academy Trust Ltd	08395421	3	Yes
Tanworth In Arden Academy Trust	08210410	1	Yes
Tapton School Academy Trust	07697171	8	Yes
Tarporley High School And Sixth Form College	08100344	1	Yes
Tatworth Primary School	07700773	1	Yes
Tauheedul Education Trust	07353849	12	Yes
Taverham High School	08204680	1	Yes

Academy Trust Name	Company Number	Number of schools at 31/08/2016	Consolidated into SARA 2015/16?
Tbap Trust	08425513	8	Yes
Tcat Multi Academy Trust	09709935	1	Yes
Teach Poole	09484306	4	Yes
Team Multi-Academy Trust	08110847	3	Yes
Teddington School	08130502	1	Yes
Tees Valley Education	09630999	3	Yes
Teesdale Education Trust	07680893	1	Yes
Teesside Learning Trust	07185357	1	Yes
Teesside University Trust For Academies (Academy For Thornaby)	07182771	1	Yes
Teignmouth Learning Trust	07519888	2	Yes
Telford City Technology College Trust Limited	02414699	1	Yes
Telford Co-Operative Multi Academy Trust	08447216	3	Yes
Temple Ewell Church Of England Primary School	08574691	1	Yes
Temple Grove Academy Trust	08309965	1	Yes
Templer Academy Schools Trust	07518252	4	Yes
Testwood Sports College	07703800	1	Yes
Tewkesbury School	07840060	1	Yes
Thame Partnership Academy Trust	08154932	1	Yes
Thames Primary Academy	08228024	1	Yes
Thames View Infants	08163191	1	Yes
Thamesmead School	07686145	1	Yes
The Abbey School (Faversham)	07697086	1	Yes
The Academy @ Ridgewood Trust	07795736	1	Yes
The Academy For Character And Excellence	10098444	2	Yes
The Academy Of Central Bedfordshire	07948348	1	Yes
Withernsea Primary Academy Trust	09474500	1	Yes
The Academy Of Woodlands	08444770	1	Yes
The Academy Trust Of Melksham	08153550	7	Yes
The Acorn Ebs Free School Ltd.	07654340	1	Yes
The Active Learning Trust Limited	07903002	14	Yes
The Adelaide Academy Trust	08725920	2	Yes
The Albany School	07689986	1	Yes
The Alec Reed Academy	04444278	1	Yes
The Altius Trust	06740940	1	Yes
The Ann Harris Academy Trust	08741949	1	Yes
The Aquinas Catholic Academy Trust	08901256	6	Yes
The Archbishop Lanfranc Academy - Coloma Trust	09187505	1	Yes
The Archer Academy	07952786	1	Yes
The Arthur Terry Learning Partnership	07730920	7	Yes
The Ascent Academies' Trust	08098007	5	Yes

Academy Trust Name	Company Number	Number of schools at 31/08/2016	Consolidated into SARA 2015/16?
The Ashley School Academy Trust	07729412	1	Yes
The Aspire Educational Trust	08689696	3	Yes
The Athelstan Trust	07699625	3	Yes
Christopher Pickering Primary School	09349525	1	Yes
The Axholme Academy	07840804	1	Yes
The Aylesbury Vale Academy	06745367	1	Yes
The Banovallum School Academy Trust	09289718	1	Yes
The Barnby Road Trust	07345215	1	Yes
The Barnhill Partnership Trust	07719016	2	Yes
The Basildon Academies	06308595	2	Yes
The Bath And Wells Diocesan Academies Trust	08207095	14	Yes
The Beacon School	07836232	1	Yes
The Bedford Academy	06969741	1	Yes
The Bedford And Kempston Free School Limited	07337888	1	Yes
The Bentley Wood Trust	07693936	2	Yes
The Billericay School	07666213	1	Yes
The Bishop Anthony Educational Trust	08762217	5	Yes
The Bishop Konstant Catholic Academy Trust	08253770	12	Yes
The Bishop Of Winchester Academy Trust	07034121	1	Yes
The Bishop Wand Church Of England School	08144566	1	Yes
The Bishop Wheeler Catholic Academy Trust	08399801	10	Yes
The Bishops' Blue Coat Church Of England High School	07570395	1	Yes
The Black Pear Trust	08922754	1	Yes
The Blessed Cyprian Tansi Catholic Academy Trust	08090890	6	Yes
The Blessed Edward Bamber Catholic Multi Academy Trust	09111449	3	Yes
The Blue Coat Church Of England Academy Limited	07594562	1	Yes
The Blue Kite Academy Trust	09889819	2	Yes
The Blue School	07706776	1	Yes
The Blyth Quays Trust	08428466	3	Yes
The Bolsover School Academy Trust	07913309	1	Yes
The Bolton Impact Trust	09971348	5	Yes
The Bolton Multi Academy Trust	08718062	1	Yes
The Boston Witham Academies Federation	08158309	4	Yes

Academy Trust Name	Company Number	Number of schools at 31/08/2016	Consolidated into SARA 2015/16?
The Boswells Academy Trust	07907388	1	Yes
The Boulevard Academy Trust	08174233	1	Yes
The Bourne Academy	07148158	1	Yes
The Bourton Meadow Education Trust	07867334	3	Yes
The Brent Primary School	08833097	1	Yes
The Bridge Academy, Hackney	05195911	1	Yes
The Bridge Integrated Learning Space Ltd	08343491	1	Yes
The Brit School Limited	02369239	1	Yes
The Brittons Academy Trust	07566198	1	Yes
The Bromfords School And Sixth Form College	08326579	1	Yes
The Brooke Weston Trust	02400784	9	Yes
The Brooksbank School Sports College	07762548	1	Yes
The Broxbourne School	07447497	1	Yes
The Burgate School And Sixth Form	07596997	1	Yes
The Cam Academy Trust	07491945	5	Yes
The Champion School	07693827	1	Yes
The Canterbury Academy	07345430	2	Yes
The Capital City Academy Trust	04268208	1	Yes
The Cardinal Hume Academies Trust	08148675	2	Yes
The Cardinal Vaughan Memorial School	09482572	1	Yes
The Carshalton Girls Educational Trust	07635770	1	Yes
The Castle Partnership Academy Trust	08066451	3	Yes
The Castle Partnership Trust	07657731	2	Yes
The Cathedral Church Of England Academy Trust (Wakefield)	07846823	1	Yes
The Catholic Academy Trust In Aldershot	07728054	1	Yes
The Catholic Academy Trust In East Berkshire	08561153	3	Yes
The Catholic Academy Trust In Havant	07721932	1	Yes
The Catholic Academy Trust In South Hampshire	07723349	1	Yes
The Catholic Academy Trust In Southampton	07714121	1	Yes
The Cavendish High Academy	08789220	1	Yes
The Cavendish School (Eastbourne)	08135372	1	Yes
The Cedars Academy Trust	08168042	1	Yes
The Chafford School Academy Trust	08615792	1	Yes
The Chalfonts Community College	07693365	1	Yes

Academy Trust Name	Company Number	Number of schools at 31/08/2016	Consolidated into SARA 2015/16?
The Challenger Multi Academy Trust	09270040	3	Yes
The Chantry School	07657852	1	Yes
The Charter Schools Educational Trust	07338707	1	Yes
The Chase School	07800306	1	Yes
The Cheadle Academy	07694080	1	Yes
The Chelsea Academy (A Science Academy)	06176090	1	Yes
The Chester Catholic Academies Partnership	08375925	1	Yes
The Chiltern Hills Academy	07718351	1	Yes
The Cippenham Schools' Trust	07988376	3	Yes
The City Academy, Hackney	06382192	1	Yes
The Collaborative Academies Trust	08168307	9	Yes
The College Academies Trust	07272906	5	Yes
The Collegiate Academy Trust	06336693	1	Yes
The Collegiate Trust	08058921	1	Yes
The Colne Community School And College	07730933	1	Yes
The Commonweal School	07682819	1	Yes
The Complementary Education Academy Limited	08190591	1	Yes
The Compton School	07445586	1	Yes
The Consortium Multi-Academy Trust	10255142	3	Yes
The Coombe Secondary Schools Academy Trust	07905433	3	Yes
The Co-Operative Academies Trust	07747126	8	Yes
The Coopers' Company And Coborn School	07547060	1	Yes
The Coppice Primary School	07845627	1	Yes
The Corbet School	07721594	1	Yes
The Core Education Trust	07949154	3	Yes
The Cornovian Alliance	09221695	1	Yes
The Corsham School Academy Group	07550425	2	Yes
The Cosmos Academy Trust	08662756	2	Yes
The Costello School	08062622	1	Yes
The Cotswold School Academy Trust	07338767	1	Yes
The Cottenham Academy	07740815	2	Yes
The Cottingham Trust	07553984	1	Yes
The County High School, Leftwich	08126953	1	Yes
The Cowplain School	07954363	1	Yes
The Crabtree Academy Trust	08782792	2	Yes
The Creative Learning Partnership Trust	10226712	1	Yes
The Crescent Academy	07735646	1	Yes
The Crescent School Academy Trust	09771413	1	Yes

Academy Trust Name	Company Number	Number of schools at 31/08/2016	Consolidated into SARA 2015/16?
The Crossley Heath School Academy Trust Limited	08225755	1	Yes
The Crypt School	07489196	1	Yes
The CSIA Trust	07551989	2	Yes
The David Ross Education Trust	06182612	34	Yes
The De Ferrers Trust	07442789	4	Yes
The Dean Trust	08027943	6	Yes
The Delamere Church Of England Primary Academy	07533308	1	Yes
The Delta Education Trust	08382383	2	Yes
The Derwent Trust	09648418	1	Yes
The Diamond Learning Partnership Trust	08062508	5	Yes
The Diocese Of Canterbury Academies Trust	09035788	8	Yes
The Diocese Of Chelmsford Sower Schools Trust	08709656	4	Yes
The Diocese Of Chelmsford Vine Schools Trust	08709542	6	Yes
The Diocese Of Coventry Multi-Academy Trust	08422015	12	Yes
The Diocese Of Ely Multi-Academy Trust	08464996	20	Yes
The Diocese Of Gloucester Academies Trust	08149299	9	Yes
The Diocese Of Liverpool Academies Trust (Merseyside)	09235635	1	Yes
The Diocese Of Norwich Education And Academies Trust	08737435	28	Yes
The Diocese Of Sheffield Academies Trust	08745639	7	Yes
The Diocese Of Westminster Academy Trust	07944160	11	Yes
The Dominic Barberi Multi Academy Company	08453966	7	Yes
The Dorcan Academy	07831414	1	Yes
The Dove Family Academy Trust	07559302	2	Yes
The Dover Federation For The Arts	08039629	4	Yes
The Duchy Academy Trust	08842867	3	Yes
The Dunham Trust	08120128	2	Yes
The Dunraven Educational Trust	07700362	1	Yes
The Duston Education Trust	09299605	1	Yes
The Earls High School	07865663	1	Yes
The Eastbourne Academy	07181660	1	Yes
The Eastwood Academy Trust	07700909	1	Yes
The Ecclesbourne School	07524069	1	Yes

Academy Trust Name	Company Number	Number of schools at 31/08/2016	Consolidated into SARA 2015/16?
The Eddie Davies Educational Trust	08318962	1	Yes
The Eden Academy	08036395	4	Yes
The Edge Academy Trust	08829472	1	Yes
The Education Alliance	07542211	3	Yes
The Education Fellowship Trust	07848783	12	Yes
The Education Village Academy Trust	07748248	5	Yes
The Elizabethan Academy Trust	07964360	1	Yes
The Elliot Foundation Academies Trust	08116706	22	Yes
The Elstree UTC	07906423	1	Yes
The Emmanuel School Trust	07640769	1	Yes
The Engage Multi Academy Trust	08699493	2	Yes
The Enquire Learning Trust	08056907	23	Yes
The Epiphany School	07991877	1	Yes
The Eveleigh Link Academy Trust	08823327	4	Yes
The Evolve Trust	07827747	3	Yes
The Excel Academy Partnership	07837770	1	Yes
The Fallibroome Trust	07346144	4	Yes
The Federation Of Abbey Schools Academy Trust	07699775	2	Yes
The Fernwood Academy Trust	07597390	1	Yes
The Ferrers School	08621334	1	Yes
The Firs Lower School	07851337	1	Yes
The First Federation Trust	07819870	9	Yes
The Fitzwimarc School Academy Trust	09434988	1	Yes
The Flitch Green Academy	07477728	1	Yes
The Folkestone School For Girls Academy Trust	07882159	1	Yes
The Forest School Academy Trust	08563159	1	Yes
The Forge Trust	09443602	1	Yes
The Free School Norwich	07408229	1	Yes
The Freeston Academy	07809248	1	Yes
The Fulbridge Academy	08303681	1	Yes
The Fulham College Academy Trust	08398143	2	Yes
The Fulwood Academy	06960253	1	Yes
The Futures Trust	08678162	2	Yes
The Gainsborough Parish Church Ce Primary School Ltd	08166270	1	Yes
The Gateway Primary Academy	08830753	1	Yes
The Gerrards Cross Church Of England School	07847454	1	Yes
The Gilbert School	07933810	1	Yes
The Giles Academy	07352123	1	Yes
The Godolphin Junior School	08107863	1	Yes
The Good Shepherd Multi Academy	09341374	4	Yes

Academy Trust Name	Company Number	Number of schools at 31/08/2016	Consolidated into SARA 2015/16?
Trust			
The Good Shepherd Trust	08366199	8	Yes
The Gorse Academies Trust	07465701	8	Yes
The Gosforth Federated Academies Limited	07431423	2	Yes
The Grammar School Of King Edward VI At Stratford-Upon-Avon	07696173	1	Yes
The Grange Trust	09150608	1	Yes
The Great Schools Trust	07641004	3	Yes
The Green School Trust	08608665	1	Yes
The Greenacre Academy Trust	07965316	3	Yes
The Greenwich Free School Group	07638748	1	Yes
The Greetland Academy	07465343	1	Yes
The Grey Coat Hospital	08099098	1	Yes
The Griffin Schools Trust	07893665	12	Yes
The Gryphon School	08130468	1	Yes
The Gryphon Trust	07546874	1	Yes
The Halifax Academy Trust	08529006	1	Yes
The Hallam Schools' Partnership Academy Trust	08665067	3	Yes
The Hamblin Education Trust	07484717	1	Yes
The Harlington And Sundon Academy Trust	08231721	2	Yes
The Harmony Trust Ltd	08840373	4	Yes
The Harrow Alternative Provision Academy Trust	07949213	1	Yes
The Harrowby/National Academies Trust	08105941	2	Yes
The Harvey Academy	08142275	1	Yes
The Hathershaw College	07687135	1	Yes
The Hayfield School	07547393	1	Yes
The Haygrove Academy Trust	07665225	1	Yes
The Hazeley Academy	07611275	1	Yes
The HBH Academy Trust	08028402	2	Yes
The Heart Education Trust	08286818	4	Yes
The Heath Academy Trust	09809895	6	Yes
The Heath Family (North West)	07614421	5	Yes
The Heights Primary School	08334593	1	Yes
The Helena Romanes School	07984843	1	Yes
The Henrietta Barnett School	07992842	1	Yes
The Herefordshire Marches Federation Of Academies	07578861	3	Yes
The Hermitage Academy Trust	07559614	1	Yes
The Hermitage School	08811135	1	Yes
The Hermitage Trust	08872698	1	Yes
The Hesse Academy Community	07665828	2	Yes

Academy Trust Name	Company Number	Number of schools at 31/08/2016	Consolidated into SARA 2015/16?
Trust			
The Heyfordian School Trust	07926597	1	Yes
The High Arcal School Academy Trust	07817806	1	Yes
The Highcrest Academy	07633379	1	Yes
The Hills Academy	08434199	1	Yes
The Hoddesdon School Trust	07555066	1	Yes
The Holly Hall Academy	07673775	1	Yes
The Hollyfield School	07794825	1	Yes
The Holt School	07661205	1	Yes
The Holy Cross School	07966826	1	Yes
The Holy Family Education Trust	08962417	1	Yes
The Holy Family Of Nazareth Catholic Academy Trust	08307881	4	Yes
The Holy Spirit Catholic Multi Academy Company	09432692	6	Yes
The Horsell Village School	08622047	1	Yes
The Howard Academy Trust	09175427	2	Yes
The Howard Partnership Trust	07597068	8	Yes
The Huish Academy Trust	08756412	1	Yes
The Iffley Academy Trust Company	08334718	1	Yes
The Inspiration Learning Co	08333589	1	Yes
The Inspire Learning Federation	09202445	2	Yes
The Inspire Multi Academy Trust (South West)	09916360	1	Yes
The Irthlingborough And Finedon Learning Trust	09470229	4	Yes
The Jcb Academy Trust	06346630	1	Yes
The John Bentley School	07807398	1	Yes
The John Henry Newman Catholic College	07414011	1	Yes
The John Of Gaunt School	07990655	1	Yes
The John Wallis Church Of England Academy, Ashford	07006159	1	Yes
The Joseph Whitaker School	07772278	1	Yes
The Kemnal Academies Trust	07348231	41	Yes
The Kents Hill Infant Academy Trust	07705363	1	Yes
The Key Educational Trust	07702211	3	Yes
The Keys Federation	09306360	4	Yes
The Khalsa Academies Trust Limited	07549443	2	Yes
The Kimberley School	08158732	1	Yes
The King David High School	07716057	1	Yes
The King David Primary School	08424154	1	Yes
The King Edmund School	07633375	1	Yes
The King's (The Cathedral) School, Peterborough	07464058	1	Yes
The King's Academy	04418245	1	Yes

Academy Trust Name	Company Number	Number of schools at 31/08/2016	Consolidated into SARA 2015/16?
The King's School	07706900	1	Yes
The King's School Ottery St Mary	07560660	1	Yes
The Kingsdale Foundation	07407844	1	Yes
The Kingswinford School And Science College	07844874	1	Yes
The Kirkstead Education Trust	08977173	1	Yes
The Kite Academy Trust	09785186	5	Yes
The Kjs Academy Trust	07559293	1	Yes
The Knights Templar School	07552786	1	Yes
The Laidlaw Schools Trust	05735093	3	Yes
The Langley Academy Trust	05358533	3	Yes
The Langley Park School For Boys Academy Trust	07553717	1	Yes
The Langtree School Academy Trust Company	07980335	1	Yes
The Laurus Trust	07907463	1	Yes
The Leap Academy Trust	08482129	1	Yes
The Learning Academy Trust	07394649	4	Yes
The Learning Alliance Academy Trust	07703829	2	Yes
The Learning For Life Partnership	09675372	2	Yes
The Learning Partnership Trust	09380027	3	Yes
The Learning Together Trust	08561302	2	Yes
The Leeds Jewish Free School	07647432	1	Yes
The Levels Academy Trust	09437439	4	Yes
The Lilac Sky Schools Trust	08289583	9	Yes
The Lime Academy Trust	09297519	1	Yes
The Lincolnshire Educational Trust Limited	07647805	2	Yes
The Lipa Primary School	08314083	1	Yes
The Liverpool Blue Coat School	07950827	1	Yes
The Liverpool Joint Catholic And Church Of England Academies Trust	07007398	2	Yes
The London Oratory School	07700776	1	Yes
The Long Eaton School Academy Trust	07532146	1	Yes
The Lutterworth Academies Trust	08038063	2	Yes
The Macclesfield Academy	07597883	1	Yes
The Malcolm Sargent Primary School	07838151	1	Yes
The Maltings Learning Trust Limited	08353051	1	Yes
The Manor Academy Trust	07685991	1	Yes
The Maplesden Noakes School	07898331	1	Yes
The Market Bosworth School	08028789	1	Yes
The Marlborough Church Of England School	08194349	1	Yes
The Marlborough Science Academy Limited	08003969	1	Yes

Academy Trust Name	Company Number	Number of schools at 31/08/2016	Consolidated into SARA 2015/16?
The Marsh Academy	06202969	1	Yes
The Mcauley Catholic High School	08936511	1	Yes
The Mead Academy Trust	08024396	3	Yes
The Meadow Community Primary School Academy Trust	08049033	1	Yes
The Meller Educational Trust	06933010	1	Yes
The Merton Primary School	08172647	1	Yes
The Midland Academies Trust	07191874	7	Yes
The Milford Academy	08163499	1	Yes
The Mill Academy	08060721	3	Yes
The Minerva Learning Trust (Dorset) Limited	08561222	4	Yes
The Mirfield Free Grammar And Sixth Form Multi-Academy Trust	07521584	3	Yes
The Moorlands Primary Federation	09378112	3	Yes
The Mosley Academy	08234858	1	Yes
The Mossbourne Federation	04468267	4	Yes
The Mossley Academy Trust	09104491	1	Yes
The Mountbatten School	07560175	1	Yes
The National Church Of England Academy Trust	07708713	1	Yes
The Nethersole Church Of England Academy	08309048	1	Yes
The New North Academy	07732879	1	Yes
The Newman Catholic Collegiate	08550110	9	Yes
The North Halifax Grammar School Academy Trust	07628903	1	Yes
The North Hertfordshire Studio School Trust	07791933	3	Yes
The Northern Lincolnshire Catholic Academy Trust	07973953	7	Yes
The Northumberland Church Of England Academy	06653439	1	Yes
The Norton Knatchbull School	07992899	1	Yes
The Nottingham Emmanuel School	08472283	1	Yes
The Oak Academy Trust	09604912	1	Yes
The Oaktree School Academy Trust	08638766	1	Yes
The Oakwood Academy Schools Trust	07982516	1	Yes
The Ockendon Academy	07451781	1	Yes
The Odyssey Academy Trust	09139888	1	Yes
The Oldershaw Academy	07652792	1	Yes
The Olive Tree Primary School Bolton Limited	07956473	1	Yes
The Olympus Academy Trust	07844791	4	Yes
The Ongar Academy Trust	09000501	1	Yes

Academy Trust Name	Company Number	Number of schools at 31/08/2016	Consolidated into SARA 2015/16?
The Oxford Academy Trust	06621108	1	Yes
The Painsley Catholic Academy	08146661	7	Yes
The Palmer Catholic Academy	07696155	1	Yes
The Park Academies Trust	07694023	1	Yes
The Park Federation Academy Trust	08146330	6	Yes
The Partnership Trust	07728112	4	Yes
The Passmores Co-Operative Learning Community	07736246	3	Yes
The Pastures Primary School	08474090	1	Yes
The Pathway Academy Trust	09782388	2	Yes
The Pegasus Academy Trust	07542114	4	Yes
The Petersfield School	07640386	1	Yes
The Philip Morant School And College Academy Trust	07803969	1	Yes
Holyport College	07930340	1	Yes
The Phoenix Family Of Schools Academy Trust	08324412	4	Yes
The Piggott Church Of England School	07682284	1	Yes
The Pilgrims' Way Church Of England Multi Academy Trust	08744203	1	Yes
The Pioneer Academy	07691324	3	Yes
The Platanos Trust	07492094	2	Yes
The Pochin School	08204075	1	Yes
The Pope Francis Catholic Multi Academy Company	09113542	3	Yes
The Premier Academy Limited	07324340	1	Yes
The Primary Academies Trust	07821367	12	Yes
The Primary First Trust	08738750	6	Yes
The Prince Henry's High School Academy Trust	07512962	1	Yes
The Priors School	03143086	1	Yes
The Priory Academy Trust	08032410	2	Yes
The Priory Federation Of Academies	06462935	4	Yes
The Priory Learning Trust	07698707	1	Yes
The Priory Primary Academy Trust	07498234	1	Yes
The Priory School Trust	08064698	1	Yes
The Propeller Academy Trust	08340120	2	Yes
The Quantock Academy	08767576	3	Yes
The Queen Katherine School Multi Academy Trust	07472799	3	Yes
The Quest Academy - Coloma Trust	07278887	1	Yes
The Quinta Trust	08787650	1	Yes
The Rainbow Multi Academy Trust	08909269	4	Yes
The Raleigh School	07686515	1	Yes
The Rayleigh Primary School	08445314	1	Yes

Academy Trust Name	Company Number	Number of schools at 31/08/2016	Consolidated into SARA 2015/16?
Academy Trust			
The Reach Free School Trust	07960515	1	Yes
The Redstart Learning Partnership	07649832	3	Yes
The Ridings' Federation Of Academies	06802948	2	Yes
The Ridings Trust	09290889	2	Yes
The Rivers C Of E Multi Academy Trust	09199371	4	Yes
The Robert Carre Trust	07671174	2	Yes
The Robert Drake Primary School	07686371	1	Yes
The Robert Owen Academies Trust	08220540	1	Yes
The Robert Smyth Academy	07692325	1	Yes
The Robinswood Academy Trust	07530418	3	Yes
The Rodillian Multi Academy Trust	07990619	3	Yes
The Romero Catholic Academy	09702162	8	Yes
The Romsey School	07697070	1	Yes
The Rosedale Hewens Academy Trust	07683702	7	Yes
The Roseland Multi Academy Trust	07557817	3	Yes
The Roundhill Academy	07976179	1	Yes
The Rowan Learning Trust	08010464	3	Yes
The Royal County Of Berkshire Schools Trust	10052450	2	Yes
The Royal Latin School	07686209	1	Yes
The Royston Schools Academy Trust	07695881	3	Yes
The Rsa Academy At Tipton	06311127	1	Yes
The Rural Enterprise Academy	07652211	1	Yes
The Russett Learning Trust	09617195	1	Yes
The Rutland Learning Trust	09199785	3	Yes
The Sabden Multi Academy Trust	09611796	4	Yes
The Saints' Way Church Of England Multi Academy Trust	08269215	6	Yes
The Salterns Academy Trust	08921490	2	Yes
The Samworth Academy	05367105	1	Yes
The Samworth Church Academy	06091123	1	Yes
The Sandon School Academy Trust	07697483	1	Yes
The Sandon Trust	08922806	1	Yes
The Schelwood Trust	07899845	1	Yes
The Schoolscompany Trust	08304460	4	Yes
The Seckford Foundation Free Schools Trust	08077362	3	Yes
The Sele School	08124615	1	Yes
The Shared Learning Trust	05958361	5	Yes
The Shaw Education Trust	09067175	5	Yes
The Sheffield UTC Academy Trust	07652696	1	Yes
The Shire Multi Academy Trust	09454169	2	Yes

Academy Trust Name	Company Number	Number of schools at 31/08/2016	Consolidated into SARA 2015/16?
The Shropshire Gateway Educational Trust	09115941	4	Yes
The Sigma Trust	07926573	1	Yes
The Silk Academy Trust	09427476	1	Yes
The Silver Birch Academy	08107310	3	Yes
Aurum Academies Trust	07971651	1	Yes
The Skinners' Academy	06543682	1	Yes
The Skinners' Kent Academy	06912857	2	Yes
The Skinners' School Academy Trust	08813021	1	Yes
The Slough And East Berkshire C Of E Multi Academy Trust	07723151	3	Yes
The Small Schools Multi Academy Trust	09613632	3	Yes
The Smallwood Academy Trust	09118770	1	Yes
The Snaith School Academy Trust	08920524	1	Yes
The South Cheshire Catholic Multi-Academy Trust	08518704	1	Yes
The South East Stafford Academy Trust	10178490	2	Yes
The Southfield Grange Trust	07754077	2	Yes
The Southfield Trust	10042321	2	Yes
The Southwater Infant Academy	07540811	1	Yes
The Southwater Junior Academy	07540802	1	Yes
The Sovereign Trust	09666511	2	Yes
The Specialist Education Trust	08610537	3	Yes
The Spencer Academies Trust	07353824	10	Yes
The Spring Partnership Trust	07656245	2	Yes
The Springfields Academy	07736212	1	Yes
The St Christopher School Academy Trust	07973980	1	Yes
The St John Bosco Catholic Academy	08608177	3	Yes
The St Lawrence Academy, Scunthorpe	06493485	1	Yes
The St Mary Magdalene Academy	05412502	1	Yes
The St Marylebone Church Of England School	07719620	2	Yes
The St Neots Learning Partnership	07703784	2	Yes
The Stanford & Corringham Schools Trust	07660783	2	Yes
The Stanway Federation	07887953	4	Yes
The Stephenson Studio School Trust	07662709	1	Yes
The Stour Academy Trust	08179242	5	Yes
The Stour Federation	09174628	2	Yes
The Streetly Academy	07841414	1	Yes
The Sutton Academy	07103919	1	Yes
The Sweyne Park School	08401607	1	Yes

Academy Trust Name	Company Number	Number of schools at 31/08/2016	Consolidated into SARA 2015/16?
The Swinton High School Academy Trust	07633705	1	Yes
The Talentum Learning Trust	09999238	3	Yes
The Ted Wragg Multi Academy Trust	08545109	3	Yes
The Temple Learning Foundation	08816454	1	Yes
The Tenax Schools Trust	07542155	3	Yes
The Thinking Schools Academy Trust	07359755	11	Yes
The Thomas Cowley High School Ltd	08149761	1	Yes
The Thomas Deacon Academy	05090788	1	Yes
The Thomas Hardy Multi Academy Trust	07677838	1	Yes
The Three Rivers Learning Trust Limited	07838203	3	Yes
The Three Saints Academy Trust	09626002	2	Yes
The Tiffin Girls' School	07538459	1	Yes
The Tilian Partnership	10259334	4	Yes
The Titan Partnership Trust Limited	07947806	1	Yes
The Totteridge Academy	07695342	1	Yes
The Trinity Catholic Multi Academy Trust	07890590	1	Yes
The Two Counties Trust	07972029	3	Yes
The Tyrrells Primary School	07799872	1	Yes
The Ucl Academy	07024902	1	Yes
The University Of Birmingham School	07960887	1	Yes
The University Technical College For New Technologies At Daventry	07637061	1	Yes
The University Technical College, Royal Borough Of Greenwich	07742547	1	Yes
The Ursuline Academy Ilford	07737159	1	Yes
The Village Academy	07738386	7	Yes
The Waldegrave Trust	08130508	2	Yes
The Wapping And Shadwell Secondary Education Trust	07412515	1	Yes
The Warriner Multi Academy Trust	09696059	4	Yes
The Watford UTC	08599329	1	Yes
The Waverley Education Foundation Ltd	08331922	2	Yes
The Wells Free School	07923267	1	Yes
The Wensum Trust	07982312	1	Yes
The West Grantham Academies Trust	07489113	2	Yes
The West London Free School Academy Trust	07493696	3	Yes
The West Somerset Community College	07630180	1	Yes
The Westborough Academy	07384643	1	Yes
The Westbrook Trust	09223515	2	Yes

Academy Trust Name	Company Number	Number of schools at 31/08/2016	Consolidated into SARA 2015/16?
The Westgate School	09583593	1	Yes
The Westminster Academy (Westbourne Green)	05102934	1	Yes
The Westminster Family School	08333607	1	Yes
The Weston Road Academy	07778406	1	Yes
The Westwood Academy (Coventry)	07700728	1	Yes
The Wey Valley School	08128803	1	Yes
The White Hills Park Federation Trust	08195720	2	Yes
The White Horse Federation	08075785	15	Yes
The William Alvey School Trust	07737302	1	Yes
The Williamson Trust	07569727	6	Yes
The Willows School Academy Trust	07785550	1	Yes
The Woodland Academy Trust	07694050	3	Yes
The Woodlands Academy Scarborough	08436037	1	Yes
The Wren School Academy Trust	09200220	1	Yes
The Wroxham Foundation	08033193	1	Yes
The Wulfrun Academies Trust	08881720	2	Yes
The Wythenshawe Catholic Academy Trust	08440868	4	Yes
Theale Green School Trust	08644023	1	Yes
Thedwastre Education Trust	09896672	4	Yes
Thomas Aveling School, The	07715900	1	Yes
Thomas Keble School	07698037	1	Yes
Thomas Mills High School	07605059	1	Yes
Thomas Wolsey School	07849180	1	Yes
Thomas's Academy	09635397	1	Yes
Thornden School	07562918	1	Yes
Thornhill Community Academy Trust	08073959	1	Yes
Thornton Primary School	08430135	1	Yes
Three Ways School	08488749	1	Yes
Thringstone Primary School Academy Trust	08514901	1	Yes
Thrunscoc Primary And Nursery Academy	08018237	1	Yes
Thrussington Church Of England Primary School	08248063	1	Yes
Thrybergh Academy & Sports College	08290708	1	Yes
Thurstable School Sports College And Sixth Form Centre	07694325	1	Yes
Tiffin School	07547311	1	Yes
Tile Hill Wood School And Language College	07654273	1	Yes
Timberley Academy Trust	08025958	1	Yes
Timu Academy Trust	09022463	2	Yes
Toddington St George Church Of	08285812	1	Yes

Academy Trust Name	Company Number	Number of schools at 31/08/2016	Consolidated into SARA 2015/16?
England Academy			
Tollbar Multi Academy Trust	08085503	4	Yes
Tolworth Girls' School And Sixth Form	07700838	1	Yes
Tonbridge Grammar School	07455728	1	Yes
Tor Bridge Academy Trust	07584372	1	Yes
Torch Academy Gateway Trust	07635510	4	Yes
Torfield And Saxon Mount Academy Trust	09172115	2	Yes
Torquay Boys' Grammar School	07394671	2	Yes
Torquay Girls' Grammar School	07494620	1	Yes
Torre Church Of England Academy	08594520	1	Yes
Tottenham U.T.C.	08291601	1	Yes
Tove Learning Trust	07525820	1	Yes
Tower Hamlets Enterprise Academy Ltd	08632527	1	Yes
Tower Multi Academy Trust	07732619	2	Yes
Tower Road Academy (Primary)	07629129	1	Yes
Towers School Academy Trust	07552058	1	Yes
Townfield Primary School	09119526	1	Yes
Townlands C Of E Primary Academy	09326643	1	Yes
Townley Grammar School	07844587	1	Yes
Transform Trust	08320065	8	Yes
Tredworth Infant School	08895977	1	Yes
Tregolls School, An Academy	08180623	1	Yes
Trent Academies Group	08128513	3	Yes
Trewirgie Infants School	07652964	1	Yes
Trewirgie Junior School	07652476	1	Yes
Tring School	08056991	1	Yes
Trinitas Academy Trust	07554121	3	Yes
Trinity Academy	04916397	1	Yes
Trinity Academy Halifax	06897239	1	Yes
Trinity Academy Newcastle	08449062	2	Yes
Trinity Church Of England High School	07878966	1	Yes
Trinity High School And Sixth Form Centre	07704968	1	Yes
Trinity London Academy Trust	07847013	1	Yes
Trinity School Sevenoaks Ltd	07949294	1	Yes
Trinity School, A Church Of England Academy	07697485	1	Yes
Truro & Penwith Academy Trust	08880841	13	Yes
Trust In Learning (Academies)	08089704	3	Yes
Tudhoe Learning Trust	08270151	7	Yes
Tudor Court Primary Academy Trust	09071607	1	Yes
Tudor Grange Academies Trust	07365748	6	Yes
Tudor Park Education Trust	07798639	1	Yes

Academy Trust Name	Company Number	Number of schools at 31/08/2016	Consolidated into SARA 2015/16?
Tweendykes School	08432506	1	Yes
Twickenham Primary School	08601624	1	Yes
Twynham Learning	07565088	2	Yes
Tytherington School	08920320	1	Yes
Uffculme Academy Trust	07338835	2	Yes
United Learning Trust	04439859	44	Yes
Unity Schools Trust	07692130	2	Yes
University Academy Keighley	07134810	1	Yes
University Of Brighton Academies Trust	09466013	4	Yes
University Of Chester Academies Trust	06929486	8	Yes
University Of Chichester (Multi) Academy Trust	08595545	6	Yes
Upminster Academies Trust	08214798	2	Yes
Upperwood Academy	08152109	1	Yes
Uppingham Community College	07556159	1	Yes
Upton Court Educational Trust	07462530	2	Yes
Upton Hall School Fcj	07952451	1	Yes
Urbis Academy Trust	10035844	1	Yes
Urmston Grammar	07335020	1	Yes
Ursula Taylor Church Of England School	08606536	1	Yes
UTC Cambridge	07911604	1	Yes
UTC Lancashire	07653051	1	Yes
UTC Oxfordshire Trust	08296556	1	Yes
UTC Reading Trust	07652565	1	Yes
UTC Swindon	07941864	1	Yes
UTC@Harbourside	08291429	1	Yes
UTS Cambridge	08557665	1	Yes
Uxbridge High School Academy Trust	07623418	1	Yes
Vale Academy Trust	07674473	6	Yes
Valley Invicta Academies Trust	07559256	6	Yes
Valley Primary School	07695505	1	Yes
Vandyke Upper School	07700206	1	Yes
Venn Academy Learning Trust	10249712	3	Yes
Venn Academy Trust	09662303	4	Yes
Venture Academy Trust Partnership	07668839	1	Yes
Venture Multi Academy Trust	07535379	1	Yes
Verulam School	07690125	1	Yes
Victoria Academies Trust	07887796	5	Yes
Viewley Hill Academy	08803858	1	Yes
Viking Academy Trust	09449979	2	Yes
Vyners Learning Trust	07796938	2	Yes

Academy Trust Name	Company Number	Number of schools at 31/08/2016	Consolidated into SARA 2015/16?
Wac Arts College	07949464	1	Yes
Waddesdon Church Of England School	07743646	1	Yes
Wadebridge School	07999988	1	Yes
Waingels Academies Trust	09620043	1	Yes
Wakefield City Academies Trust	07462885	21	Yes
Walderslade Girls' School	07800431	1	Yes
Wales High School Academy Trust	07372160	1	Yes
Walkwood Academy Trust	08319098	1	Yes
Wallingford Schools Academy Trust	07727786	1	Yes
Wallington High School For Girls	07635448	1	Yes
Walsall City Academy Trust	04251277	1	Yes
Walsall Studio School	08285206	1	Yes
Waltham Leas Primary Academy Limited	07772345	1	Yes
Walton Girls High School & Sixth Form	07552764	1	Yes
Wandle Valley School	07736095	1	Yes
Wansdyke School (2013) Ltd	08368979	1	Yes
Warden House Trust	09692191	1	Yes
Wardle Academy	08368756	2	Yes
Warlingham School	08248059	1	Yes
Warren Farm Primary School	08055393	1	Yes
Warren Road Primary School	07645774	1	Yes
Warrington Collegiate Education Trust	08298534	2	Yes
Warrington Primary Academy Trust	10181707	2	Yes
Waseley Hills High School	08160225	1	Yes
Washwood Heath Multi Academy Trust	08531479	4	Yes
Waterton Academy Trust	09124782	6	Yes
Watford Grammar School For Boys	07348288	1	Yes
Watford Grammar School For Girls	07348254	1	Yes
Waycroft Multi Academy Trust	07683980	3	Yes
Waynflete Infants' School	07998122	1	Yes
Weald Of Kent Grammar School Academy Trust	07451660	1	Yes
Weare Academy First School	07557900	1	Yes
Wearmouth Learning Trust	08767870	2	Yes
Weatherfield Academy	07939260	1	Yes
Weatherhead High School	07847190	1	Yes
Webheath First School Academy	07959096	1	Yes
Webster Primary School	08403949	1	Yes
Wedmore First School Academy And Nursery	07664284	1	Yes
Wednesbury Oak Academy Trust	08749821	1	Yes
Wellacre Technology Academy Trust	07386228	1	Yes

Academy Trust Name	Company Number	Number of schools at 31/08/2016	Consolidated into SARA 2015/16?
Welland Park Community College Academy Trust	07675238	1	Yes
Wellington College Academy Trust	06457394	2	Yes
Wellington School	07458631	1	Yes
Wellspring Academy Trust	08120960	8	Yes
Wellsway Multi Academy Trust	07746787	6	Yes
Welton St Mary's Church Of England Primary Academy	08314146	1	Yes
Wembley High Technology College	08137772	1	Yes
Wensley Fold Church Of England Academy Trust	08353730	1	Yes
Wentworth Primary School	07899198	1	Yes
Wessex Learning Trust	07348580	1	Yes
West Derby School	08166938	1	Yes
West Hatch High School Academy Trust	07628943	1	Yes
West Herts Community Free School Trust	08324782	3	Yes
West Hill School	07697027	1	Yes
West Kirby Grammar School	07697158	1	Yes
West Lakes Academy	06627459	1	Yes
West Malling Church Of England Academy Trust	08144271	1	Yes
West Midlands Construction UTC	07898669	1	Yes
West Newcastle Academy	07647538	1	Yes
Hoyland Common Primary School	08654591	1	Yes
West Nottinghamshire Educational Trust	08337041	1	Yes
West Oxford Schools Trust	09591931	1	Yes
West Park Academy	07659444	1	Yes
West Park School	07560177	1	Yes
West Somerset Academy Trust	07630164	2	Yes
West Stafford Multi-Academy Trust	09422746	3	Yes
West Thurrock Academy	08259069	1	Yes
West Town Lane Academy	07848632	1	Yes
Westbourne Academy Trust	07626526	1	Yes
Westbrook Primary School	08523370	1	Yes
Westbury Park School	08130158	1	Yes
Westbury-On-Trym Church Of England Academy	07669263	1	Yes
Westcliff High School For Boys Limited	07347930	1	Yes
Westfield Academy	08526440	1	Yes
Westfield Academy Trust	07664348	1	Yes
Westgate Academy Ltd	07669751	1	Yes
Westlea Primary School	08713214	1	Yes

Academy Trust Name	Company Number	Number of schools at 31/08/2016	Consolidated into SARA 2015/16?
Westminster City School	08100409	1	Yes
Weston Favell Church Of England Primary School	08208801	1	Yes
Westside Academy Trust	05888220	1	Yes
Westwoodside Church Of England Academy Trust	08161921	1	Yes
Weydon School	07552535	1	Yes
Wheatley Area Learning Trust	08979902	1	Yes
Whickham School And Sports College	07729766	1	Yes
Whinless Down Academy Trust	10253931	2	Yes
Whipperley Infant Academy Trust	08310694	1	Yes
Whirley Primary School	08603811	1	Yes
Whitburn Church Of England Academy	07465520	1	Yes
White Rose Academies Trust	07958615	3	Yes
White Woods Primary Academy Trust	08589470	5	Yes
Whitecross Hereford	07793019	1	Yes
Whitefield Academy Trust	08878604	2	Yes
Whitefield School	07697281	1	Yes
Whitehill Community Academy Multi-Academy Trust	07559439	2	Yes
Whitemoor Academy (Primary And Nursery)	08163448	1	Yes
Whitley Academy	07657794	1	Yes
Whitstone School Academy Trust	07706741	1	Yes
Whittlesea Learning Trust	08795983	2	Yes
Wickersley Partnership Trust	08833508	5	Yes
Widewell Primary Academy	08330578	1	Yes
Wigmore School	07466409	2	Yes
Wigston Academies Trust	07975551	3	Yes
Wildern School	07554117	1	Yes
William Brookes Academy Trust	08520569	1	Yes
William De Ferrers School	07552735	1	Yes
William Farr Church Of England Comprehensive School	07469546	1	Yes
William Howard Trust	07698631	3	Yes
William Law Ce Primary School	09060417	1	Yes
William Temple Multi Academy Trust	08813173	2	Yes
William Tyndale Primary School	07774109	1	Yes
William Willett Learning Trust	07520128	3	Yes
Willow Tree Academy	09440025	2	Yes
Willowcroft Academy Trust	08516562	1	Yes
Willows Academy Trust	09093035	4	Yes
Wilmington Grammar School For Boys	07682311	1	Yes
Wilmington Grammar School For Girls	07682332	1	Yes

Academy Trust Name	Company Number	Number of schools at 31/08/2016	Consolidated into SARA 2015/16?
Wilmington Primary School	07800252	1	Yes
Wilnecote High School Co-Operative Academy Trust	08221070	1	Yes
Wilson Stuart School	07972037	1	Yes
Wilson's School	07536970	1	Yes
Wimborne Academy Trust	09362004	7	Yes
Winchcombe School	07606409	1	Yes
Windhill Academy Trust	09433068	1	Yes
Windsor Academy Trust	07523436	4	Yes
Windsor Learning Partnership	09409109	4	Yes
Wingfield Academy	08550403	1	Yes
Winifred Holtby Academy Trust	08426992	1	Yes
Winstanley Community College Academy Trust	08094234	1	Yes
Winterton Community Academy	08140747	1	Yes
Winton Primary School	09903139	1	Yes
Wirral Academy Trust	07472190	1	Yes
Wirral Grammar School For Boys	07734231	1	Yes
Wirral Grammar School For Girls	07695736	1	Yes
Wise Academies	07521946	4	Yes
Wise Owl Trust	08053288	3	Yes
Wistaston Academy Trust	08882544	1	Yes
Witchford Village College	07772516	1	Yes
Maybury Primary School	08682547	1	Yes
Witton Park Academy Trust	08941338	1	Yes
Wmg Academy For Young Engineers	07937014	1	Yes
Woking High School Academy Trust	08586085	1	Yes
Wolverhampton Girls' High School	08918836	1	Yes
Wood End Academy	07601680	1	Yes
Wood Green Academy	07538389	1	Yes
Woodard Academies Trust	06415729	5	Yes
Woodbrook Vale School	07671486	1	Yes
Woodchurch High School	07775671	1	Yes
Woodcote High School	08053276	1	Yes
Woodfield Academy	08039319	1	Yes
Woodfield School	08905350	1	Yes
Woodford Valley Church Of England Primary Academy	08056328	1	Yes
Woodham Academy	08167333	1	Yes
Woodhouse Academy	09055607	1	Yes
Woodland Middle School Academy	07566455	1	Yes
Woodland View Primary School	07943378	1	Yes
Woodlands Academy	07693574	1	Yes
Woodlands Academy Of Learning	08077289	1	Yes
Woodnewton Academy Trust	08034402	2	Yes

Academy Trust Name	Company Number	Number of schools at 31/08/2016	Consolidated into SARA 2015/16?
Woodrush High School An Academy For Students Aged 11-18 Ltd	07677510	1	Yes
Woodside Academy	08272256	1	Yes
Woodside Academy Trust	08286418	1	Yes
Woodside High School	07831292	1	Yes
Woodside Primary School	08239113	1	Yes
Woolgrove School Special Needs Academy	07988540	1	Yes
Woolmer Hill School	07692394	1	Yes
Wootton Academy Trust	07740758	2	Yes
Wootton Primary School	08199843	1	Yes
Worth Primary School	08407889	1	Yes
Worthing High School	08276210	1	Yes
Wreake Valley Academy Trust	07988521	1	Yes
Wren Academy	06422162	1	Yes
Wrotham School	07662701	1	Yes
Wycombe High School Academies Trust	07597324	2	Yes
Wydean School And Sixth Form Centre	07735863	1	Yes
Wyomondham High Academy Trust	07725111	1	Yes
Wynyard Church Of England Primary School	09012630	1	Yes
Wyvern Academy	08123602	1	Yes
Wyvern College Academy Trust	08021829	1	Yes
XP School (Doncaster) Limited	08344767	1	Yes
Yarborough Academy	08018146	1	Yes
Yardley Primary School	07432995	1	Yes
Yardleys School	08496504	1	Yes
Yarm (No2) Limited	08844604	1	Yes
Yavneh College Academy Trust	07643712	1	Yes
Yesoiday Hatorah School	07573614	1	Yes
Yorkshire And Humberside Co-Operative Academies Trust	09332738	1	Yes
Yorkshire Causeway Schools Trust	07663935	5	Yes
Yorkshire Collaborative Academy Trust	09668526	3	Yes
Zest Academy Trust	08087508	1	Yes
1Excellence Multi Academy Trust	10817580	0	No
Academies of Inspiration	08349962	0	No
Ad Meliora Academy Trust	10270029	0	No
Affinity Multi Academy Trust	08117759	0	No
Altus Education Partnership	10578239	0	No
Alvechurch C Of E Multi-Academy Trust	10377400	0	No
AP Barnet Multi-academy Trust Ltd	10711125	0	No

Academy Trust Name	Company Number	Number of schools at 31/08/2016	Consolidated into SARA 2015/16?
ARBOR Academy Trust	10234376	0	No
AspirePlus Educational Trust	10770148	0	No
Astrum Multi Academy Trust	10818052	0	No
Barnet Special Education Trust	10034425	0	No
Barnsole Primary Trust	10699889	0	No
Beacon of Light School	09249132	0	No
Bedford College Academies Trust Ltd	07652552	0	No
Berlesduna Academy Trust	10267656	0	No
Birmingham Diocesan Academies Trust	10729883	0	No
Boleyn Trust	10488603	0	No
Bolton Muslim Academy Trust	09961812	0	No
Bosco Catholic Education Trust	10573272	0	No
Brent Specialist Academy Trust	10027322	0	No
Brightwells Academy Trust	10289425	0	No
Britannia Education Trust	10689559	0	No
Canterbury Cross Education Trust	10509300	0	No
Changing Lives in Collaboration	09748195	0	No
Chatsworth Multi Academy Trust	10167860	0	No
Christ Church Church of England Multi Academy Trust	10762038	0	No
Codsall Multi Academy Trust	10204653	0	No
Community Education Partnership	10277215	0	No
Community Schools Trust	10337377	0	No
Connect Academy Trust	10192252	0	No
Co-operative Education East	10365323	0	No
Corvus Education Trust	10523505	0	No
Countesthorpe Leysland Community College	09857254	0	No
Create Partnership Trust	10318212	0	No
Crofty Multi Academy Trust	10354924	0	No
Cromwell Learning Community Academy Trust	10465397	0	No
Diocese of St Albans Multi-Academy Trust	10449374	0	No
Discovery Multi Academy Trust	10264819	0	No
Dudley Academies Trust	10897797	0	No
Durham Martyrs Multi Academy Trust	10408154	0	No
Ealing Fields Academy Trust	08654079	0	No
Edison Trust Limited	09013070	0	No
Edmonton Academy Trust	10311383	0	No
Education Excellence For All Trust	08355539	0	No
EKO Trust	10279605	0	No
Elevate Multi Academy Trust	10814201	0	No
Emmanuel Schools Foundation	04464331	0	No

Academy Trust Name	Company Number	Number of schools at 31/08/2016	Consolidated into SARA 2015/16?
Empowering Minds Academy Trust	10668193	0	No
Endeavour Multi Academy Trust	10713045	0	No
Endeavour Partnership Trust	10245189	0	No
Enfield Learning Trust	10309116	0	No
Equals Trust	10279606	0	No
Esprit Multi Academy Trust	10481082	0	No
Everychild Trust	10034289	0	No
Evolve Education Trust	10566057	0	No
Exceed Academies Trust	10050238	0	No
Exceed Learning Partnership	10660150	0	No
Exeter Learning Academy Trust	10428979	0	No
Fields Multi Academy Trust	10419527	0	No
Fioretti Trust	10347700	0	No
Forward Education Trust	10680422	0	No
Genesis Academy Trust	10277330	0	No
Genesis Education Trust	10653595	0	No
Global Academy UTC Trust Limited	08713518	0	No
Greater Manchester Learning Trust	10257544	0	No
Greater Peterborough UTC	08290305	0	No
Greengate Academy Trust	10396522	0	No
Greenwich Academy Trust	07644077	0	No
Hadrian Learning Trust	10299446	0	No
Hales Valley Trust	10476114	0	No
Hamwic Education Trust	10749662	0	No
Hamwic Education Trust	10749662	0	No
HERA Primary Academy Trust	10571943	0	No
Hereford Sixth Form College	10499174	0	No
Herts for Learning Multi Academy Trust	10290954	0	No
Hornchurch Academy Trust	10760863	0	No
Ignis Academy Trust	10512450	0	No
Inclusive Multi Academy Trust	10411381	0	No
Inclusive Schools Trust	10607038	0	No
INMAT	10427291	0	No
Inspire Partnership Academy Trust	10421212	0	No
Inspiring Futures Academy Trust	10679414	0	No
Interaction and Communication Academy Trust Limited	10221189	0	No
Ivy Learning Trust	10874173	0	No
James Montgomery Academy Trust	10482806	0	No
John Milton Academy Trust	10298832	0	No
Kaleidoscope Multi Academy Trust	10885386	0	No
Keys Co-Operative Academy Trust	10831275	0	No
King Edward VI Academy Trust Birmingham	10654935	0	No

Academy Trust Name	Company Number	Number of schools at 31/08/2016	Consolidated into SARA 2015/16?
Kingfisher Learning Trust	10046044	0	No
Kingsbridge Educational Trust	09144847	0	No
Lakes Academies Trust	10225813	0	No
Larwood Academy Trust	10359418	0	No
LDBS Academies Trust 2	10447269	0	No
Learn@ MAT	10377760	0	No
Learning Academies Trust	10285015	0	No
Learning Accord Multi Academy Trust	10261517	0	No
Learning Without Limits Academy Trust	10269535	0	No
Leeds Advanced Manufacturing UTC Limited	09257096	0	No
Leverhulme Academy Church Of England And Community Trust	10514293	0	No
Link Learning Trust	10660172	0	No
London Design & Engineering UTC	08283657	0	No
Maritime Academy Trust	10264735	0	No
Market Field Learning Community	10391530	0	No
Mid Norfolk Academy Trust	10596096	0	No
Mulberry Schools Trust	10035860	0	No
New Collaborative Learning Trust	09257194	0	No
New Horizons Academy Trust	10228490	0	No
Newcastle East Mixed Multi Academy Trust	10561094	0	No
North Leamington School	09648936	0	No
Oak Learning Trust	10654345	0	No
Oak Trees Multi Academy Trust	10641561	0	No
Orwell Multi Academy Trust	10650092	0	No
Our Children 1st	10631500	0	No
Oval Learning Trust	10404023	0	No
Perryfields Enterprise Academy Trust: Led By Perryfields Junior School Limited	10446206	0	No
Ponteland Academies Trust	10314306	0	No
Potential in Everyone Academy Trust	10842747	0	No
Potteries Educational Trust	10647453	0	No
Rainford Academies Trust	10455406	0	No
Rainhill Learning Village Multi Academy Trust	10564255	0	No
Raleigh Learning Trust	10611866	0	No
Ray Academy Trust	10345317	0	No
Reach South Academy Trust	10151730	0	No
Real Life Learning Academy Trust	10279924	0	No
Reigate Learning Alliance	10858221	0	No
Rural Church Schools Academy Trust	10646689	0	No
Scalby Learning Trust	10265276	0	No

Academy Trust Name	Company Number	Number of schools at 31/08/2016	Consolidated into SARA 2015/16?
Scarborough UTC Limited	08902599	0	No
SDBE Multi-academy Trust	10385920	0	No
Severn Bridges Multi Academy Trust	10651131	0	No
SGS Berkeley Green UTC	09255213	0	No
Sheffield South East Trust	10460387	0	No
Sir Graham Balfour Multi-academy Trust	10238899	0	No
Sir Simon Milton Westminster University Technical College	09264827	0	No
Smart Multi Academy Trust	10257723	0	No
South East Surrey Schools Education Trust	10479401	0	No
Southerly Point Co-operative Multi-Academy Trust	10552443	0	No
Specialist Learning Trust	10877352	0	No
St Anthony's Catholic Primary School	10810081	0	No
St Bartholomew's CE Multi Academy Trust	10312858	0	No
St Edward's Catholic Academy	10294698	0	No
St Gregory the Great Catholic Academy Trust	10785982	0	No
St Jerome Church of England Bilingual Primary School	09010445	0	No
St Peter Catholic Academy Trust	10435919	0	No
St Stephen's Church of England Multi Academy Trust	10773530	0	No
Stanley Learning Partnership	10380011	0	No
Stanton Bridge Multi Academy Trust	10399358	0	No
Star Academy Trust Limited	10131046	0	No
Stephen Sutton Multi-Academy Trust	10525065	0	No
Stowe Valley Multi Academy Trust	10445759	0	No
Strive4 Academy Trust	10863245	0	No
The Adnan Jaffery Academy Trust	09026334	0	No
The Areté Trust	10760163	0	No
The Auriga Academy Trust	10284264	0	No
The Boxing Academy Trust	09876066	0	No
The Bradford Birth to 19 Trust	10035639	0	No
The Brickfields Trust	10538130	0	No
The Brigshaw Learning Partnership	10301662	0	No
The Challenge Academy Trust	10689247	0	No
The Claxton Trust	10461895	0	No
The Compass Partnership of Schools	10360957	0	No
The David Nieper Education Trust	09751853	0	No
The de Curci Trust	10646541	0	No
The Diocese of Worcester Multi Academy Trust	10390487	0	No

Academy Trust Name	Company Number	Number of schools at 31/08/2016	Consolidated into SARA 2015/16?
The Dove Academy Trust	10199461	0	No
The Durham UTC Limited	08706625	0	No
The Exceptional Education Trust	10014175	0	No
The Galaxy Trust	10250958	0	No
The Great North Wood Education Trust	10679690	0	No
The Greenwich Catholic Schools Trust	10762358	0	No
The Harrow Academies Trust	09026369	0	No
The Hill Trust	10177811	0	No
The Hillary Trust	10286967	0	No
The Holy Family Catholic Multi Academy Company	10657219	0	No
The Illuminare Multi Academy Trust	10859049	0	No
The Inspiring Change Multi-Academy Trust	10393053	0	No
The Island Learning Trust	10296549	0	No
The Keys Academy Trust	10818575	0	No
The Learning Village Academy Trust	09648423	0	No
The LETTA Trust	10726202	0	No
The Lighthouse Trust	09671531	0	No
The LIPA Sixth Form College	08825752	0	No
The Mast Academy Trust	10357163	0	No
The Northampton Free School Trust	08782697	0	No
The Pilgrim Multi Academy Trust	10382748	0	No
The Priestley Academy Trust	10410830	0	No
The Prospect Trust	10842315	0	No
The Richmond upon Thames School Trust	08836866	0	No
The Richmond West Schools Trust	10081995	0	No
The Ron Dearing UTC	10009591	0	No
The Royal School, Wolverhampton	09250153	0	No
The Societas Trust	09987031	0	No
The Tapscott Learning Trust	10679504	0	No
The View Trust	10493777	0	No
The Villages' Multi-academy Trust	10765135	0	No
The Wherry School Trust	09255088	0	No
The Wings' CE Trust	10606569	0	No
The Yare Education Trust	10301555	0	No
Treetops Learning Community	10653875	0	No
Triumph Multi Academy Trust	10413201	0	No
Turner Schools	10084743	0	No
United Schools Trust	09255130	0	No
Unity Academy Trust	10363519	0	No
Unity Education Trust	10591822	0	No
University Technical College	08714780	0	No

Academy Trust Name	Company Number	Number of schools at 31/08/2016	Consolidated into SARA 2015/16?
Warrington			
UTC Crewe	08293553	0	No
UTC Portsmouth	09268101	0	No
Uttoxeter Learning Trust	10547353	0	No
Valour Multi-Academy Trust	10766406	0	No
Vision Learning Trust Limited	10292875	0	No
Vision Multi Academy Trust	10782002	0	No
Walton Multi-Academy Trust	10221556	0	No
Watford St John's Church of England Primary School	09016294	0	No
Weaver Trust Limited	10605768	0	No
Westminster Academy Trust	10571263	0	No
Woking College	10821223	0	No
Wolds Learning Partnership	10518602	0	No
Xavier Catholic Education Trust	10236797	0	No
Yorkshire and the Humber Co-operative Learning Trust	10375776	0	No

Annex 9 – Glossary

Abbreviation or term	Description
16-19	Provision aimed at pupils aged 16-19. For the purposes of this report, statistics relating to 16-19 provision will be included within those for secondary schools, unless otherwise specified.
2014/15 & 2015/16	Academic years, ending on 31 August.
2014-15 & 2015-16	Financial years, ending on 31 March.
2015-16 Academic Year	1 September 2015 to 31 August 2016
AAR	Academies Accounts Return
Academies	All schools operated by academy trusts encompassing academies, free schools, university technical colleges and studio schools
Academies Financial Handbook (AFH)	The Academies Financial Handbook sets out the financial management, control and reporting requirements that apply to all academy trusts
A-Level	GCE Advanced Level
All through	Provision covering both primary and secondary phases. For the purposes of this report, statistics relating to all through provision will be included within those for secondary schools.
AO	Accounting Officer
ARA	Annual report and accounts
AT/ATs	Academy trust/s: the charitable company/ies that operate all types of academy schools
Attainment 8	Measures the achievement of a pupil across 8 qualifications including Mathematics, English and other GCSE qualifications or technical awards from the Department for Education approved list.
BB103	Building Bulletin 103, Area Guidelines for Mainstream Schools
C&AG	Comptroller and Auditor General
CAFCASS	Children and Family Court Advisory and Support Service
CLoS	Clear Line of Sight, an HM Treasury initiative to improve the transparency and consistency of government accounting
Converter academy	Converter academies are usually strongly performing schools, or schools on an upward performance trajectory, prior to converting to academy status.
CSEC	Children's Services, Equalities and Communication, a directorate of the Sector
Department	The core Department for Education, excluding Executive Agencies, Non-departmental Public Bodies and academy trusts.
Department & Agencies	The core Department for Education, plus its three Executive Agencies but excluding Non-departmental Public Bodies.

Abbreviation or term	Description
Departmental Group, the Group	The Departmental Group (the Group) encompassing the core Department, Executive Agencies, Non-departmental Public Bodies.
DfE	Department for Education
English Baccalaureate	The English Baccalaureate (EBacc) is a school performance measure. It allows people to see how many pupils get a grade C or above in the core academic subjects (English, maths, history or geography, the sciences, and a language) at key stage 4 in any government funded school.
ESD	Education Standards Directorate, a directorate of the Sector
ESFA	Education & Skills Funding Agency
FA/FAs	Funding Agreement/s
FNTI	Financial Notice to Improve
Free schools	Free schools, which are a type of academy, mainly consist of new schools. Any suitable sponsor - including local parents, private businesses and AT - can apply to the Secretary of State for Education to open a free school. In addition, where a local authority (LA) thinks there is a need for a new school in its area it can seek proposals to establish a free school. For the purposes of this report, statistics relating to free schools will include those for university technical colleges and studio schools.
FReM	Financial Reporting Manual, issued by HM Treasury
FSM	Free School Meals
GAG	General Annual Grant
GCSE	General Certificate of Secondary Education
GIAA	Government Internal Audit Agency
HMT	HM Treasury
HTB	Head Teacher Board
KPIs	Key Performance Indicators
KS1	Key Stage 1 – Pupils aged between 5 - 7
KS2	Key Stage 2 – Pupils aged between 7 – 11
KS4	Key Stage 4 – Pupils aged between 14 – 16
LA	Local Authority
LA Maintained School/s	State schools that are overseen, or 'maintained' by the Local Authority. These schools follow the nation curriculum and national teacher pay conditions
Level 3	Pupils aged between 16-19
LGPS	Local Government Pension Scheme
MAoA	Memorandum and Articles of Association
MH	Maths Hubs
MS	Maintained Schools
Multi academy trust (MAT/s)	An academy trust with more than one academy within it, or is set up to have more than one academy in it the in the future
NAO	National Audit Office

Abbreviation or term	Description
NASBM	National Association of School Business Management
NCTL	National College for Teaching and Leadership
NDPB	Non-departmental Public Body
NLEs	National Leaders of Education
NLGs	National Leaders of Governance
NPD	National Pupil Database
NSSs	National Support School
Ofsted	Office for Standards In Education, Children's Services and Skills
ONS	Office for National Statistics
PAC	Public Accounts Committee
Primary	Provision broadly aimed at pupils aged 5-11 (more precisely, pupils of compulsory school age who have not yet attained the age of 10 years 6 months).
Progress 8	Headline measure which captures the progress pupils make from the end of primary school to the end of secondary school
PSBP	Priority School Building Programme, a programme to address the needs of the schools most in need of urgent repair
RSC	Regional School Commissioner
SARA	Sector Annual Report & Accounts
Secondary	Provision broadly aimed at pupils aged 11-16 (more precisely, pupils of compulsory school age who have attained the age of 10 years 6 months).
Sector	The core Academy Sector, excluding Executive Agencies, Non-departmental Public Bodies and academy trusts.
SEN	Special Educational Needs
Single Academy Trust (SAT)	An academy trust which runs only one academy within it.
SLEs	Specialist Leaders of Education
SoCF	Statement of Cash Flows
SoCiTE	Statement of Changes in Taxpayers Equity
SoCNE	Statement of Comprehensive Net Expenditure
SoCNI	Statement of Comprehensive Net Income
SoFP	Statement of Financial Position
Special academy	Provision aimed at meeting the requirements of pupils with special educational needs (SEN).
Sponsored academy	Sponsored academies are usually under-performing schools prior to converting to academy status. They are run via an AT by sponsors - which may include high-performing schools and colleges, universities, individual philanthropists, businesses, the voluntary sector, and faith communities.
SRD	Strategy and Resource Directorate, a directorate of the Sector
Studio schools	Studio schools are a type of secondary academy for 14 to 19 year olds. They

Abbreviation or term	Description
	are small schools for around 300 students, and are sponsored by existing schools, colleges and community groups. The distinctive element of studio schools is that they give students practical skills in workplace environments, as well as offering traditional academic and vocational courses, and have close links to local employers. They are open year-round, and have a 9am-5pm working day.
TPS	Teachers' Pension Scheme
Trust	A trust is the legal entity with which the Department has the funding relationship and is responsible for the production of statutory returns such as annual accounts.
TS	Teaching Schools
University technical colleges	University Technical Colleges (UTCs) are 14-19 academies, which focus on delivering technical education that engages young people and seeks to meet the needs of modern business. They offer technical courses and work-related learning, combined with academic studies. Each UTC involves a university and a lead employer as well as other local employers and education partners such as FE Colleges. Each UTC specialises in one or two curriculum areas, typically some form of STEM subject, and is informed by local employer needs.
WGA	Whole of Government Accounts

CCS1017175498
978-1-5286-0067-5