

Changes to Ofsted's statistical reporting of inspection outcomes for maintained schools and academies

A report on the responses to the recent consultation

This is a report on the response to the consultation on our proposals for changes to the way Ofsted reports on inspection outcomes statistics for maintained schools and academies. The changes would affect the way we present inspection results of schools in our statistical releases.

If you would like a version of this document in a different format, such as large print or Braille, please telephone 0300 123 1231 or email enquiries@ofsted.gov.uk.

Age group: 0–16

Published: March 2018

Reference no: 180011



Corporate member of
Plain English Campaign
Committed to clearer communication

361

Contents

Introduction	3
The consultation method	3
Summary of findings	3
Findings in full	4
The way forward	9
Annex	11

Introduction

1. This report summarises the responses to Ofsted's consultation 'Changes to Ofsted's statistical reporting of inspection outcomes for maintained schools and academies'.
2. The consultation ran from 30 November 2017 to 18 January 2018.
3. We sought to gather the views of all interested parties and the consultation was open to the public.
4. We consulted on the following proposals for changes to our statistical reporting, to be introduced in Summer 2018:
 - changing the way we present the most recent inspection grades of schools in Ofsted's inspection outcomes to make the data more comprehensive and accessible
 - changing the presentation of some of the aggregated analysis
 - minor changes to releases to improve naming and usability.

The consultation method

5. The consultation was open to the public and was promoted using a variety of methods by:
 - regular posts from the @ofstednews twitter account
 - the ofstednews email updates
 - direct emails to key stakeholders, such as academy trusts and local authorities
 - some press coverage.

Summary of findings

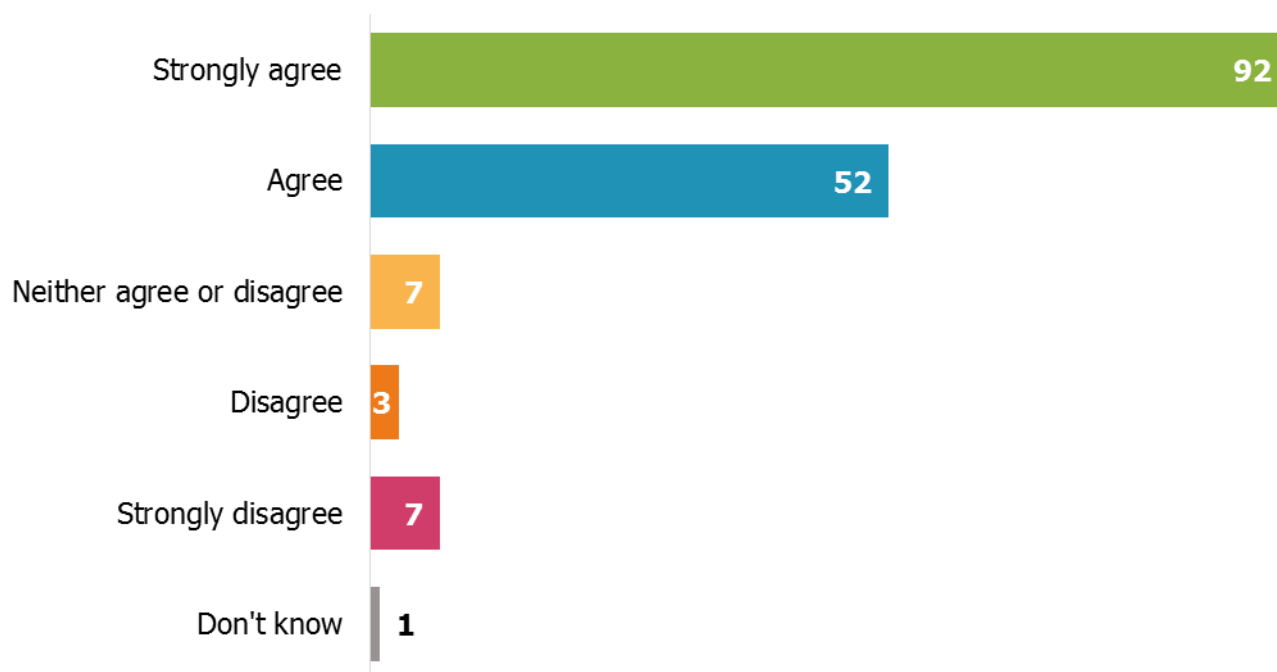
6. We have received 162 responses, mainly through the online survey.
7. Each of the proposals was supported by the majority of respondents.
 - Of the respondents that declared which organisation they were responding on behalf of:
 - 32 were from schools
 - 25 from multi-academy trusts
 - 16 from local authorities.
 - We also received additional suggestions and comments.

- Nine out of every ten respondents agreed with the proposal to include grades of predecessor schools, and the proposal to show these schools as a new line in some charts.
 - Six out of every ten respondents agreed that university technical colleges and studio schools should be shown on their own line (three out of ten were neutral or didn't know).
 - Eight out of every ten respondents agreed with the proposal to refer to 'state-funded' schools rather than maintained schools and academies.
8. Based on these findings, we will make all of the changes as proposed in the consultation.

Findings in full

9. Of the people that responded to our consultation:
- the majority (100 out of 162) were employed in a school
 - 22 were leaders/managers in multi-academy trusts
 - 15 were leaders/managers in a local authority.
10. Question 1 was the proposal to: 'include grades from the predecessor schools of schools that have not yet been inspected in their current form, where possible, in our data.'
- The majority of respondents agreed with the proposal:
 - 57% of respondents strongly agreed
 - 32% agreed
 - 4% neither agreed or disagreed
 - 2% disagreed
 - 4% strongly disagreed
 - 1% didn't know.
 - This proposal saw the highest number of respondents who strongly agreed. From the responses we received, showing the predecessor grades of schools had the strongest support.

Number of responses to question 1

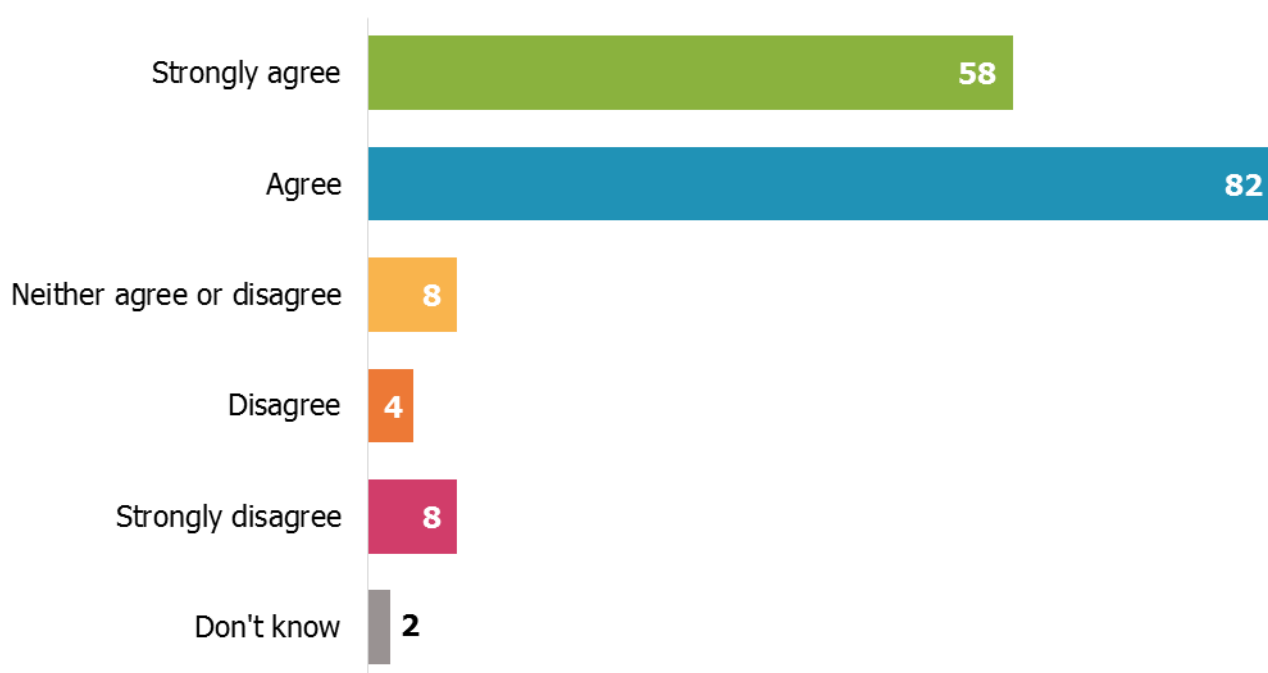


- This question saw the highest number of free text comments. Most agreed that the changes would make the datasets accurate and transparent, that the same school should retain its inspection history and that the change would achieve a fair and balanced picture.
- Comments supporting the proposal included:
 - ‘I believe that this is a more transparent way of recording the inspection history of an institution. Frequently when a school becomes an academy or the sponsor changes most of the leadership team within the school is unchanged’
 - ‘It seems sensible to include grades from the predecessor school. In many instances, a school that has converted has many of the same staff and continues to operate in the same way as before conversion. School communities are fully aware of predecessor grades.’
- There were also comments about improving the use of the data – for example for local authorities:
 - ‘We support the change because the data will be more comprehensive, equitable and accurately representative of school standards. In addition, the data will be more transparent and useful as it will allow the local authority to view the standards of education closely and accurately so that a strategic plan for school improvement is more closely aligned to the needs of children and young people.’
- Comments for those who did not support the proposal focused on schools being given a fresh start and that the movement towards the respondent’s

school becoming good 'would not have happened so quickly with the stigma of the name/reputation of the previous school and it's Ofsted grading.'

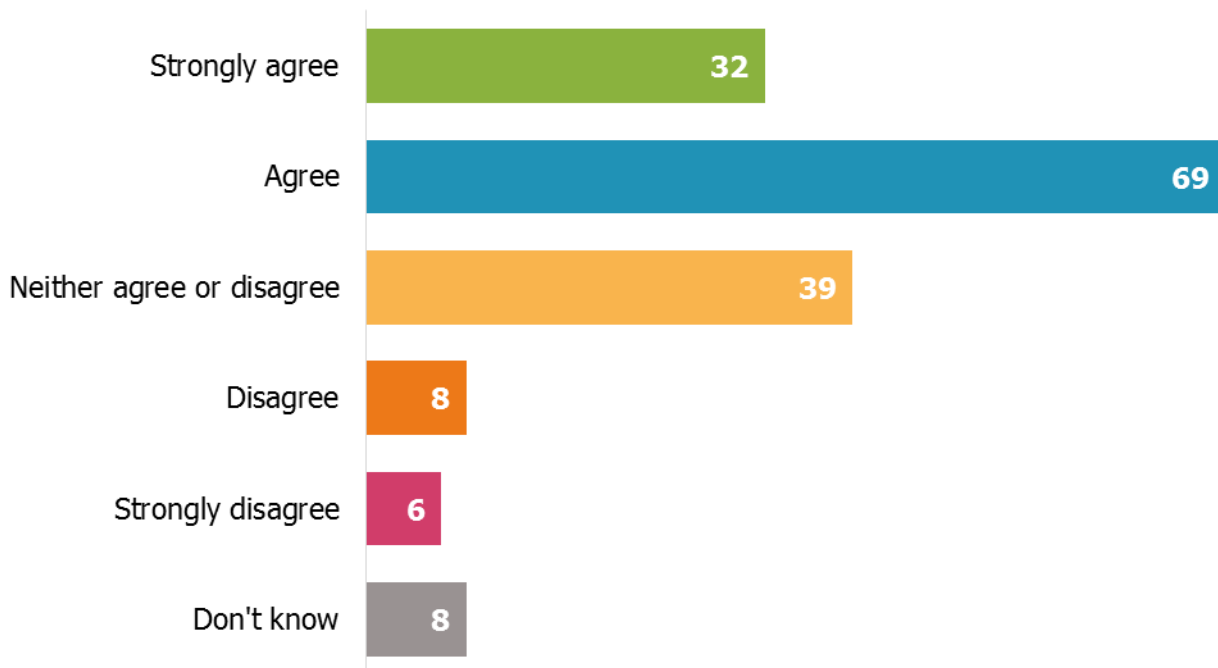
11. Based on the responses to the proposal, we will include in our data grades from the predecessor schools for schools that have not yet been inspected in their current form. Around 600 additional schools will be included in the national data as a result of these changes. This will provide a more comprehensive view of the sector. The additional schools will be included in the aggregated analysis, and in the underlying school level data. In the school level data, we will make it clear whether an inspection was of the new school, under its current URN, or of the predecessor school.
12. Question 2 was the proposal to: 'present grades from the predecessor schools of schools that have not yet been inspected in their current form. Our proposal is to include them as a new row in the school type chart (chart 6 of the official statistics) as 'Schools not inspected in their current form'.
 - Most respondents also supported this proposal. However, more agreed rather than strongly agreed. Overall:
 - 36% of respondents strongly agreed with the proposal
 - 51% agreed
 - 5% neither agreed or disagreed
 - 2% disagreed
 - 5% strongly disagreed
 - 1% didn't know

Number of responses to question 2



- Free text comments linked to this question were mainly about data being transparent and clear. There were also several comments stating that it should be made very clear what the data and charts represent.
 - Comments supporting the proposal included: 'We agree that this seems a logical way to include inspection history while clearly identifying the new data set.'
 - Comments for those who did not support the proposal included: 'This only serves a statistical purpose and would damage the schools in question.'
 - There were also many comments (for this question and for question 1) that stated that all schools should be treated in the same way.
13. Based on the responses to this question a new group of schools 'Not inspected in current form' will be added to chart 6 of the official statistics. (Please refer to the mock up in the consultation document). If a school has not been inspected under its current URN, the grade of its predecessor school will be included under this new group. This group will comprise of around 600 schools that are currently missing from the datasets. These schools are primarily sponsor-led academies that have not been inspected since they became academies, or have had a new URN since they first became an academy.
14. The grades of the predecessor schools of any local authority maintained schools or free schools that have not been inspected under their current URN will also be included in this new group of 'Not inspected in current form'. However, the numbers of such schools are currently very small.
15. Converter academies which have not been inspected in their current form (under their current URN), are currently shown in the 'Academy converter' group in chart 6, and this will continue to be the case.
16. Question 3 was the proposal: 'We are considering removing university technical colleges and studio schools from the 'sponsor-led academy' category while keeping them in the general 'all academies' and 'all types of school' categories, and creating two new categories for these types of schools'.
- Most respondents supported this proposal. A larger number answered 'neither agree or disagree'. Of the responses received:
 - 20% of respondents strongly agreed with the proposal
 - 43% agreed
 - 24% neither agreed or disagreed
 - 5% disagreed
 - 4% strongly disagreed
 - 5% didn't know.
 - It is possible that the third of respondents who neither agreed or disagreed, or didn't know, had no direct involvement or knowledge of university technical colleges and studio schools, as there are only around 85 of these institutions at the current time.

Number of responses to question 3

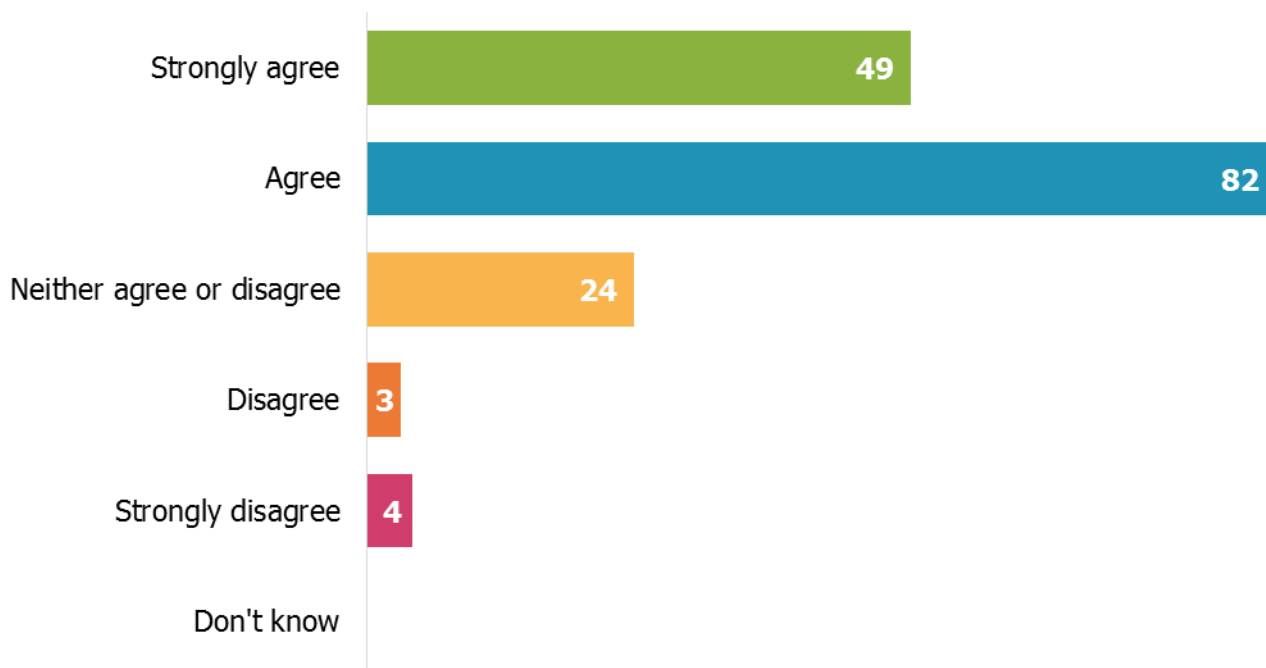


- Free text comments linked to this question were mainly around increasing transparency and accuracy of data.
- Comments supporting the proposal included: 'This would appear to improve the usability of the statistics by refining the analysis of outcomes by school type.'
- Some comments implied that respondents had misunderstood that the judgements for UTCs and studio schools would be shown separately and not hidden.

17. Question 4 was the proposal about: 'changing the name of future official statistics and management information releases to refer to 'state-funded schools' rather than 'maintained schools and academies'.

- Again the majority of respondents supported the proposal. More respondents neither agreed nor disagreed than in response to questions 1 and 2. Of these:
 - 30% of respondents strongly agreed with the proposal
 - 51% agreed
 - 15% neither agreed or disagreed
 - 2% disagreed
 - 2% strongly disagreed
 - none answered didn't know.

Number of responses to question 4



- Free text comments linked to this question mainly agreed that this wording would be clearer.
- Comments supporting the proposal included: 'This should help to remove confusion for some users and means there is consistency in terminology with DfE publications.'

18. There were several comments asking for various changes to other Ofsted products that did not come under the scope of this consultation. These will be considered outside of this programme of work.

The way forward

19. As a result of this consultation we will be amending our statistical releases as detailed under questions one to four. (See the full consultation document with proposals here: www.gov.uk/government/consultations/changes-to-ofsteds-statistical-reporting-of-inspection-outcomes-for-maintained-schools-and-academies).
20. We will include the grades of predecessor schools in our datasets to give a more comprehensive view of the sector.
21. We will introduce new fields to our underlying school level dataset, to make it clear where the grade shown is that of the predecessor school, as well as providing the URN and LAESTAB of the predecessor school that the judgement relates to. This affects the judgements from the latest full inspection,

judgements from the previous full inspection, and information on the outcome of any short inspections.

22. We will amend chart 6 of the official statistics that shows grades by type of school, to include a new group 'Not inspected in current form'.
23. We are aiming to introduce all of the changes for the official statistics release that we will publish in late June 2018, which is based on inspections carried out by the end of March 2018. The changes will not be made for the next official statistics release, due on 22 March 2018, which covers inspections to the end of December 2017.
24. The changes will also be made in the management information spreadsheet released in July 2018, and all subsequent releases. The Data View website (www.gov.uk/government/publications/exploring-ofsted-inspection-data-with-data-view) will be updated in late summer 2018, after the official statistics have been published in June.
25. These changes will not have any impact on Ofsted's 'Find an Ofsted inspection report' website.

Annex

26. More than two thirds of responses were on behalf of an organisation.

Number of responses to 'Are you responding on behalf of an organisation?'



■ Yes ■ No

27. Of the just over two thirds of respondents who answered the question, the majority were happy for us to publish their views.

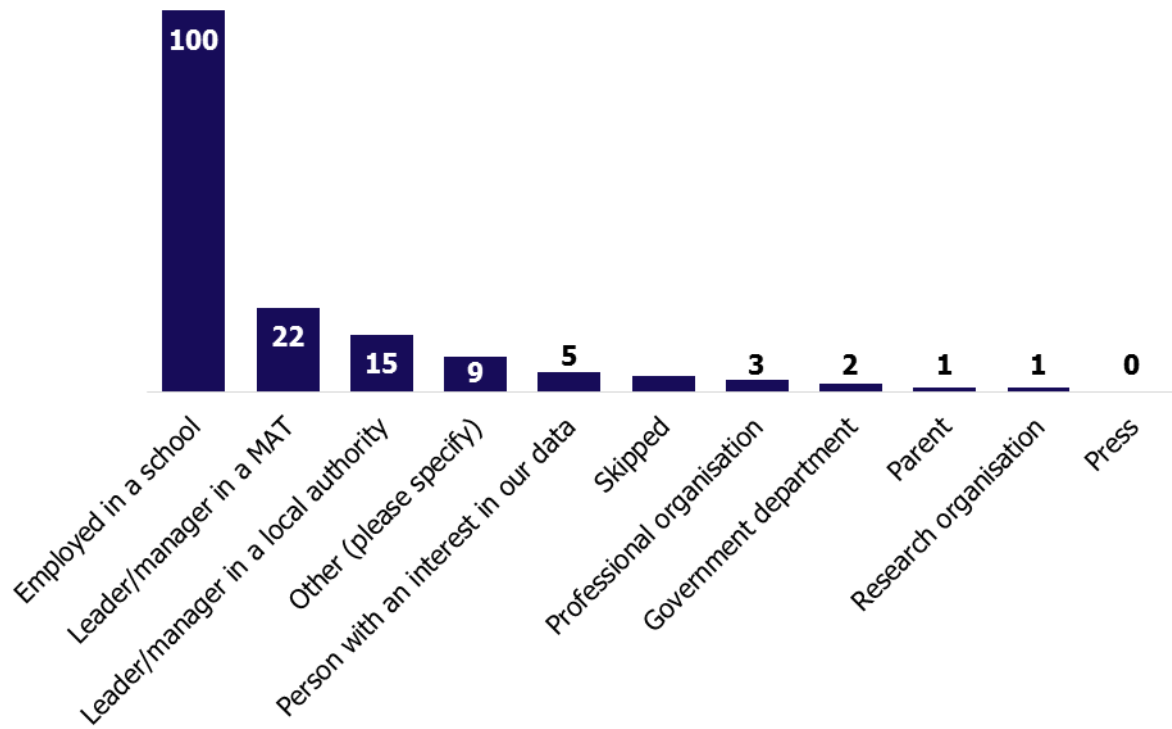
Number of responses to 'Are you happy for us to consider anonymously publishing the views of your organisation?'



■ Yes ■ No

28. Just under two thirds of respondents were employed in a school.

Number of responses to 'Which of the following best describes you? I am ...'





The Office for Standards in Education, Children's Services and Skills (Ofsted) regulates and inspects to achieve excellence in the care of children and young people, and in education and skills for learners of all ages. It regulates and inspects childcare and children's social care, and inspects the Children and Family Court Advisory and Support Service (Cafcass), schools, colleges, initial teacher training, further education and skills, adult and community learning, and education and training in prisons and other secure establishments. It assesses council children's services, and inspects services for children looked after, safeguarding and child protection.

If you would like a copy of this document in a different format, such as large print or Braille, please telephone 0300 123 1231, or email enquiries@ofsted.gov.uk.

You may reuse this information (not including logos) free of charge in any format or medium, under the terms of the Open Government Licence. To view this licence, visit www.nationalarchives.gov.uk/doc/open-government-licence, write to the Information Policy Team, The National Archives, Kew, London TW9 4DU, or email: psi@nationalarchives.gsi.gov.uk.

This publication is available at www.gov.uk/government/organisations/ofsted.

Interested in our work? You can subscribe to our monthly newsletter for more information and updates: <http://eepurl.com/iTrDn>.

Piccadilly Gate
Store Street
Manchester
M1 2WD

T: 0300 123 1231
E: enquiries@ofsted.gov.uk
W: www.gov.uk/ofsted

No. 180011

© Crown copyright 2018