

# Provisional November 2019 exam entries: GCSEs

Annual

Published: 5 December 2019

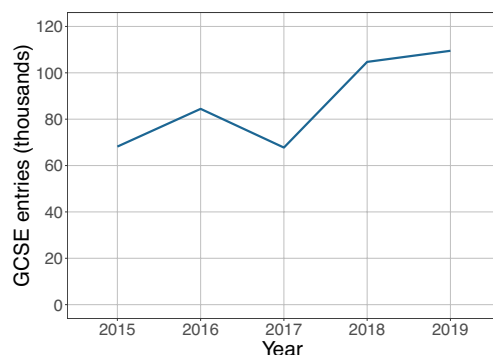
Coverage: England

Official statistics

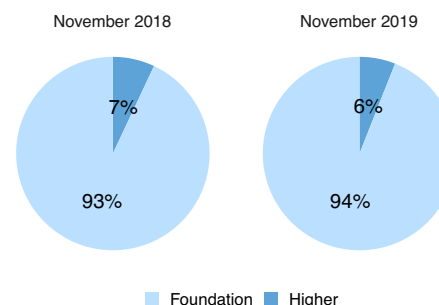
This report presents provisional figures on the number of entries for GCSEs submitted by schools and colleges in England to exam boards by 25 October 2019 for the exams being sat in November 2019. The November 2019 series is restricted to students who were aged at least 16 by the end of the preceding August. All the November 2019 entries are students sitting GCSE English language and/or GCSE mathematics.

## November GCSE entries over time

Overall, GCSE entries in November 2019 increased by 5%, from 104,710 in 2018 to 109,495. Variations in entries over recent years may reflect changes in study requirements related to the condition of funding, the transition from legacy to reformed qualifications, and availability of assessments.



## GCSE mathematics entries by tier



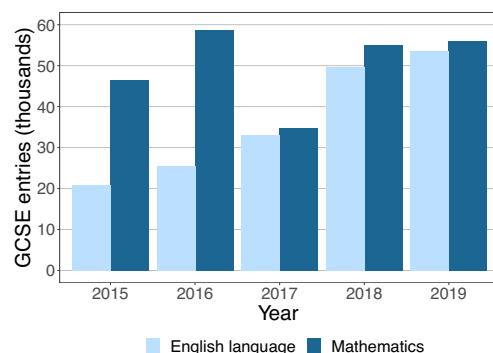
There were 55,955 entries in GCSE mathematics in November 2019. In comparison, November 2018 saw 55,125 entries for GCSE mathematics.

Similar to previous years, the majority (94%) of entries in 2019 were for the foundation tier.

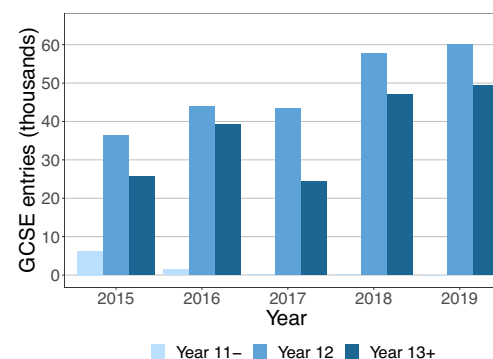
## November GCSE entries by subject

The change in GCSE mathematics entries in November 2019 represent a 2% increase on 2018.

Entries in English language also saw an increase to 53,540, representing an 8% increase on 2018, continuing the trend seen during the previous 4 years.



## GCSE entries by year group



Year 12 entries increased by 4% from 57,650 in 2018 to 60,090 in 2019.

Year 13 and above entries increased by 5% from 47,010 in 2018 to 49,400 in 2019.

<b>GCSEs</b> 5% increase in November entries	<b>3</b>
<b>Mathematics tier entry</b> Overall increase in GCSE mathematics entries of 2% from 55,125 in 2018 to 55,955 in 2019 Entries for the higher paper decreased by 16% to 3,095 in 2019 Entries for the foundation paper increased by 3% to 52,860 in 2019	<b>3</b>
<b>Entry by year group</b> Year 12 overall entries increased by 4% to 60,090 in 2019 Year 12 entries account for 55% of the total entry in November 2019 Entries from year 13 and above increased by 5% to 49,400 in 2019	<b>3</b>

## Provisional November entries

In this release, Ofqual presents data on the number of provisional entries for GCSEs in England received by exam boards for the November 2019 exam series.

The entries that schools and colleges can make with exam boards to sit exams in November is restricted to post-16 students. The figures for entries can change daily up to the day of the exams. We collect provisional data at the point when it is reasonably complete, although final entry numbers may be slightly different from these. The figures presented here are the provisional figures as submitted by schools and colleges to exam boards by 25 October 2019.

In England, GCSE English language and GCSE mathematics exams are available in November, but only for students who were aged 16 or above on 31 August of that year.

In this release, all figures are rounded to the nearest 5 to ensure confidentiality of data. Further information on this release is available in the [background information as well as data tables accompanying](#) this report.

Head of profession: Vikas Dhawan  
Email: [data.analytics@ofqual.gov.uk](mailto:data.analytics@ofqual.gov.uk)

Comments and feedback are welcome.

Published: 5 December 2019  
Ofqual/19/6565/1

## GCSEs

### Summary of entries in the November series for 2018 and 2019

Overall entries	2018	2019	% change
GCSE English language	49,585	53,540	▲ 8%
GCSE mathematics	55,125	55,955	▲ 2%
<b>Total</b>	<b>104,710</b>	<b>109,495</b>	<b>▲ 5%</b>

November entries have varied over the previous 4 years which likely reflects a combination of factors including the transition from legacy to reformed qualifications and study requirements related to condition of funding.

Entries by year group	2018	2019	% change
Year 12 English language	28,475	30,420	▲ 7%
Year 12 mathematics	29,175	29,670	▲ 2%
<b>Year 12 - total</b>	<b>57,650</b>	<b>60,090</b>	<b>▲ 4%</b>
Year 13 and above English language	21,100	23,120	▲ 10%
Year 13 and above mathematics	25,910	26,285	▲ 1%
<b>Year 13 and above - total</b>	<b>47,010</b>	<b>49,400</b>	<b>▲ 5%</b>

In November 2019, entries have increased for students in Year 12 and Year 13 and above compared to 2018. The largest overall increase is for English language and much of this rise comes from the increase in entries in Year 13 and above.

Mathematics entries by tier	2018	2019	% change
GCSE mathematics foundation tier	51,440	52,860	▲ 3%
GCSE mathematics higher tier	3,685	3,095	▼ 16%
<b>Total</b>	<b>55,125</b>	<b>56,955</b>	<b>▲ 2%</b>

GCSE mathematics is a tiered qualification. As seen in previous years, most entries for GCSE mathematics in November 2019 were for the foundation tier.

This suggests that the majority of entries have been made by candidates who are re-sitting the foundation tier so that they may continue studying and be funded post-16.



© Crown Copyright 2019

This publication is licensed under the terms of the Open Government Licence v3.0 except where otherwise stated.

To view this licence, visit

[www.nationalarchives.gov.uk/doc/open-government-licence/](http://www.nationalarchives.gov.uk/doc/open-government-licence/)

or write to

Information Policy Team, The National Archives, Kew, London TW9 4DU

Published by:

**ofqual**

Earlsdon Park  
53-55 Butts Road  
Coventry  
CV1 3BH

0300 303 3344  
[public.enquiries@ofqual.gov.uk](mailto:public.enquiries@ofqual.gov.uk)  
[www.gov.uk/ofqual](http://www.gov.uk/ofqual)

**December 2019**

**Ofqual/19/6565/1**