

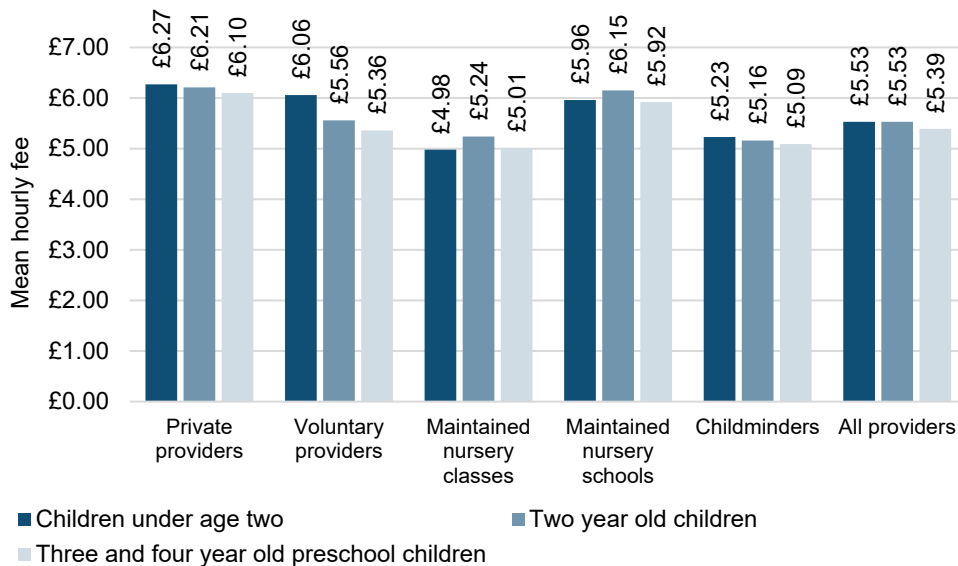


Survey of Childcare and Early Years Providers: Local Authority Fees Statistics, England, 2021

9th December 2021, fieldwork March - July 2021

The mean hourly fee charged by providers in England in Spring 2021 was estimated to be £5.53 for children under age two, £5.53 for children aged two and £5.39 for three and four year old preschool children

Mean hourly fee by child age and provider type



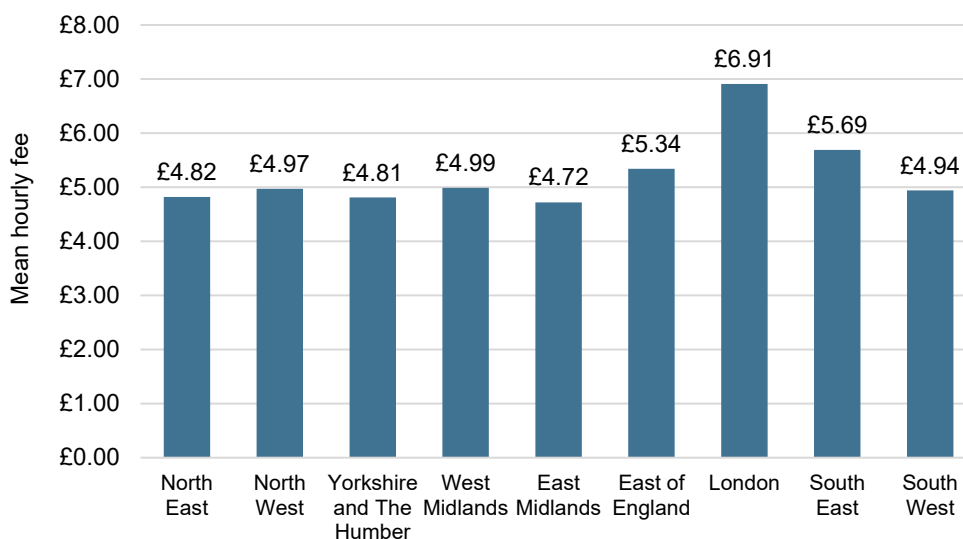
Based on representative survey estimates, the mean hourly fee was:

- Highest for private providers and lowest for maintained nursery classes and childminders
- Higher in 2021 than in 2019 by £0.38 for children under the age of two, by £0.37 for two year old children and by £0.35 for three and four year old preschool children.

Source: Survey of Childcare and Early Years Providers 2021

The mean hourly fee was higher in London, the South East and the East of England than in other regions

Mean hourly fee by region for three and four year old preschool children



Across all provider types, the mean hourly fee for three and four year old preschool children was highest in London (£6.91), the South East (£5.69) and the East of England (£5.34) and ranged from £4.72 to £4.99 across the remaining English regions.

The mean fee within each Local Authority ranged from £4.25 to £10.75 (rounded to the nearest 25p). Two thirds of Local Authorities (100 of 149) had mean fees in the £4.50, £4.75, £5.00 or £5.25 bands.

Source: Survey of Childcare and Early Years Providers 2021

Contents

Hourly fees by child age and provider type	4
Hourly fees by region	7
Hourly fees by Local Authority.....	12
Accompanying tables	15
Further information is available	15
Official Statistics	15
Technical information	16
Get in touch.....	17
Media enquiries	17
Other enquiries/feedback.....	17

About this release

This bulletin provides important information on childcare and early years provision in England from the Department for Education (DfE)'s Survey of Childcare and Early Years Providers (SCEYP). This includes representative survey data on: attendance and spare capacity within childcare settings; use of funded places; staff qualifications and pay; and the reported costs of providing childcare.

The 2021 Survey of Childcare and Early Years Providers included a mixed mode (telephone and online) main survey and a mixed mode (online and paper questionnaire) short survey. Fieldwork took place between March and July 2021 and covered: group-based providers (childcare providers who operate on non-domestic premises); school-based providers; and childminders (practicing childminders on the Ofsted register of childminders; not including those registered with an agency). The achieved sample of around 14,500 was drawn from two sample frames: group-based providers and childminders registered with Ofsted as of July 2020 (the sampling was conducted in July 2020 to be consistent with the timing of sampling for previous years' surveys) and school-based providers from the January 2020 Schools Census, which was the most up-to-date sample frame for school-based providers available at the time of the survey in 2021.

The surveys were administered by NatCen Social Research and this bulletin prepared by Frontier Economics.

Defining childcare providers

The study included:

Group-based providers (identified from the Ofsted register): childcare providers registered with Ofsted and operating in non-domestic premises. Eligible group-based provision included full day and sessional care for children below school age.

The two main types of group-based providers included in this report are:

- Private group-based providers: These are private companies (both for profit and not for profit) that include employer-run childcare for employees. This group also includes independent schools offering nursery provision which were identified from the School Census.
- Voluntary group-based providers: These are voluntary organisations, including community groups, charities, churches or religious groups.

School-based providers (identified from the School Census). The two types of school-based providers are:

- Maintained nursery classes. These are maintained schools offering nursery provision.
- Maintained nursery schools. These are purpose-built maintained schools specifically for children in their early years with a qualified teacher present.

Childminders (identified from the Ofsted register): Ofsted-registered childminders providing early years care and operating in domestic settings, not including those registered with an agency.

More information is provided in the technical report published alongside this release.

Testing for statistical significance

Comparisons between the 2019 and 2021 survey years in Figures 1 to 3 and Figures 4 to 6 were tested for statistical significance at the 95 percent confidence level. Any differences which are statistically significant indicate that the underlying means were sufficiently precisely estimated that there is a 95 percent probability that there was a genuine difference in the underlying populations. The comparisons across provider type and across regions for 2021 described in the text were not tested for statistically significant differences.

The impact of COVID-19

Fieldwork for the 2021 survey took place between March and July 2021 when early years' settings were still experiencing some disruption as a result of the COVID-19 pandemic which began in early 2020. Although the majority of settings will have been open and operating as usual by March 2021 (following a period of enforced closure between March and June 2020), settings' operations may still have been affected. Some settings may have been experiencing temporary closure as a result of COVID infection; had children or staff members who were having to self-isolate as a result of infection or being a close contact of someone who was infected; or had members of staff on furlough as part of the government's Coronavirus Job Retention Scheme which ran until 30th September 2021.

In order to obtain the most accurate possible picture of available childcare provision in 2021, providers were invited to complete the survey if they had been open and offering relevant childcare in the last 30 days, even if their setting was temporarily closed at the time of interview. Settings that were open were asked to think about their current situation whilst settings temporarily closed at the time of interview were asked to answer with reference to the last term-time day on which they were open. Only 1% of settings were temporarily closed at the time of interview.

This report highlights some instances of significant change between 2019 (before the start of the pandemic) and 2021. However, it is not possible using this data alone to determine the cause of these changes or to say to what extent, if any, the observed change is the result of the COVID-19 pandemic or other factors.

Further details of the proportion of providers affected by staff or children self-isolating, or operating with restricted opening because of the pandemic, can be found in the 2021 Technical Report.

In this publication

The following documents are included in the statistical release:

- Main statistical release
- Main Tables
- LA fees Tables
- Technical report.

Feedback

We welcome feedback on any aspect of this document at: EY.AnalysisANDResearch@education.gov.uk

Hourly fees by child age and provider type

In 2021, the mean hourly childcare fee charged by providers was estimated to be £5.53 for children under the age of two, £5.53 for two year old children, £5.39 for three and four year old preschool children and £5.09 for school age children (cared for by providers also caring for preschool children¹). The median value (the middle observation) was £5.00 for each of the four age groups respectively and lower than the mean value for each age group. This indicates a number of providers with unusually high fees.

Within each provider type, both the mean and median hourly fees were generally lower for older age groups, particularly for children aged three or older compared to those aged under three (Table A, Excel Table 1).

Table A: Mean and median hourly fee by child age and provider type

England, 2021

	Children under age two	Two year old children	Three and four year old preschool children	School age children
Mean hourly fee				
Private providers	£6.27	£6.21	£6.10	£5.85
Voluntary providers	£6.06	£5.56	£5.36	£5.03
Maintained nursery classes	£4.98	£5.24	£5.01	£4.22
Maintained nursery schools	£5.96	£6.15	£5.92	£6.00
Childminders	£5.23	£5.16	£5.09	£5.04
All providers	£5.53	£5.53	£5.39	£5.09
Median hourly fee				
Private providers	£5.80	£5.70	£5.50	£5.14
Voluntary providers	£5.33	£5.00	£5.00	£4.73
Maintained nursery classes	£4.94	£5.00	£4.50	£4.00
Maintained nursery schools	£6.00	£6.00	£5.50	£5.33
Childminders	£5.00	£4.90	£4.80	£5.00
All providers	£5.00	£5.00	£5.00	£5.00
Unweighted sample sizes				
Private providers	2,017	2,973	3,245	1,218
Voluntary providers	345	1,750	1,884	474
Maintained nursery classes	36	531	1,602	1,364
Maintained nursery schools	22	132	155	66
Childminders	4,886	5,047	5,457	4,807
All providers	7,432	10,649	12,583	8,003

Source: Survey of Childcare and Early Years Providers 2021

Notes: Emboldened italics highlight cells where the sample size is fewer than 30 and the mean and median fees should be treated as indicative. Private providers include independent schools. All providers include a small number of group-based providers who were either Local Authority run nurseries (but not schools) or whose management status (private or voluntary) was not reported and hence the sample size for all providers exceeds the column total. Average fees for school age children are not directly comparable to those in the 2018 Local Authority Fees Report because fees were not collected for this age group for school-based providers in 2018.

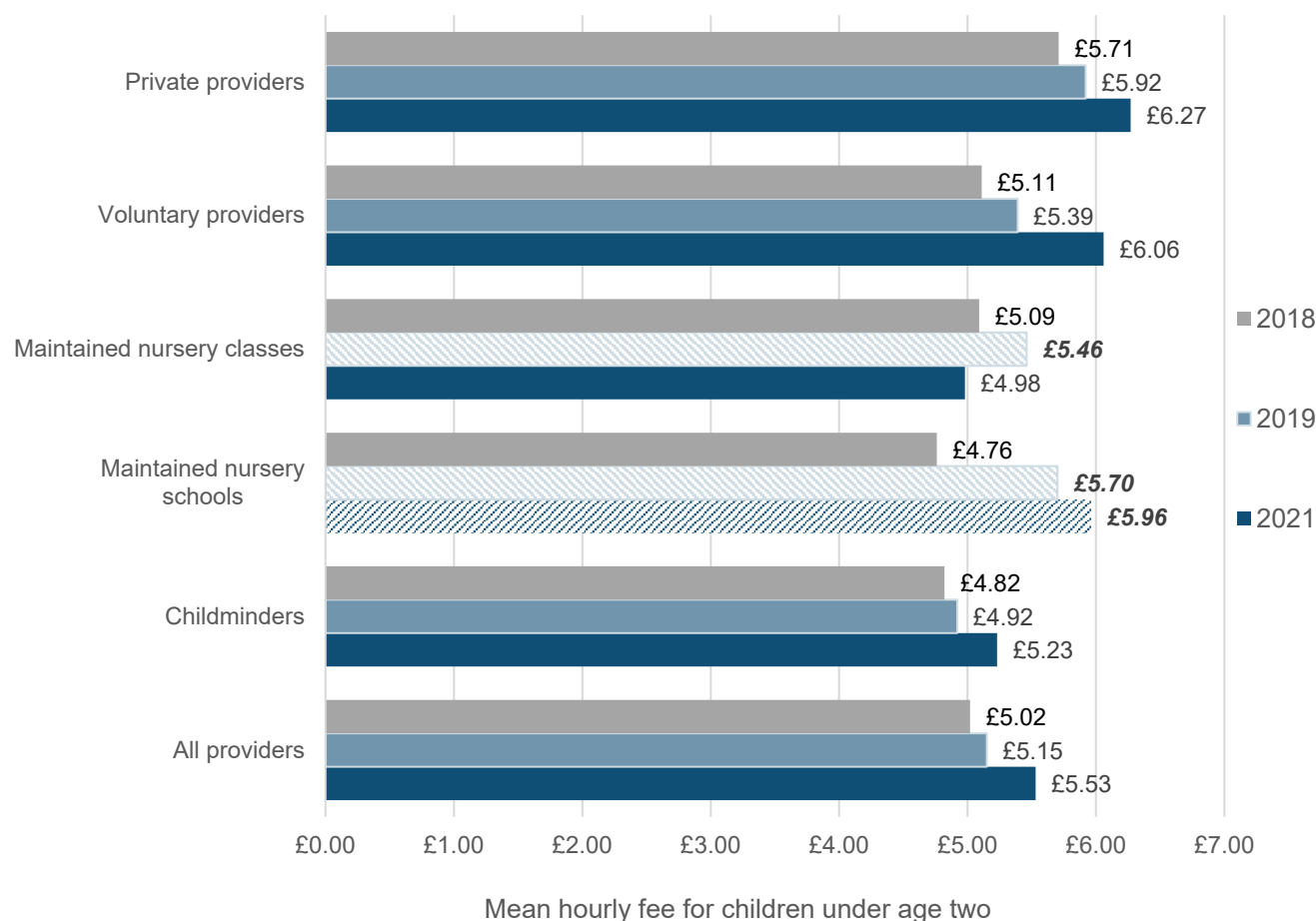
¹ The sample used here only included providers with pre-school children which means that the mean fee for school age children does not include providers who offer provision only for this group.

In 2021, the estimated mean hourly childcare fee charged by providers was £0.38 higher than in 2019 (£5.53 compared to £5.15) for children under the age of two, £0.37 higher (£5.53 compared to £5.16) for two year old children and £0.35 higher (£5.39 compared to £5.04) for three and four year old preschool children. These differences correspond to increases of 7.4 percent, 7.2 percent and 6.9 percent for the three age groups respectively and are statistically significant (that is, different from zero) at the 95 percent confidence levels. In addition, the differences are statistically significantly higher than the inflation rate of 2.9 percent between the two surveys (derived from the CPI index for May 2019 and May 2021).²

The largest difference in mean hourly fees between 2019 and 2021 were for voluntary providers for children under age two and for MNS for children aged two and for three and four year old preschool children, with smaller, but still significant, differences for other types of provider with the exception of maintained nursery classes and MNS for children under age two (Figures 1 to 3, Excel Tables 2 to 4).³

Figure 1: Mean hourly fee for children under age two by provider type

England, 2018, 2019 and 2021



Source: Survey of Childcare and Early Years Providers 2018, 2019 and 2021

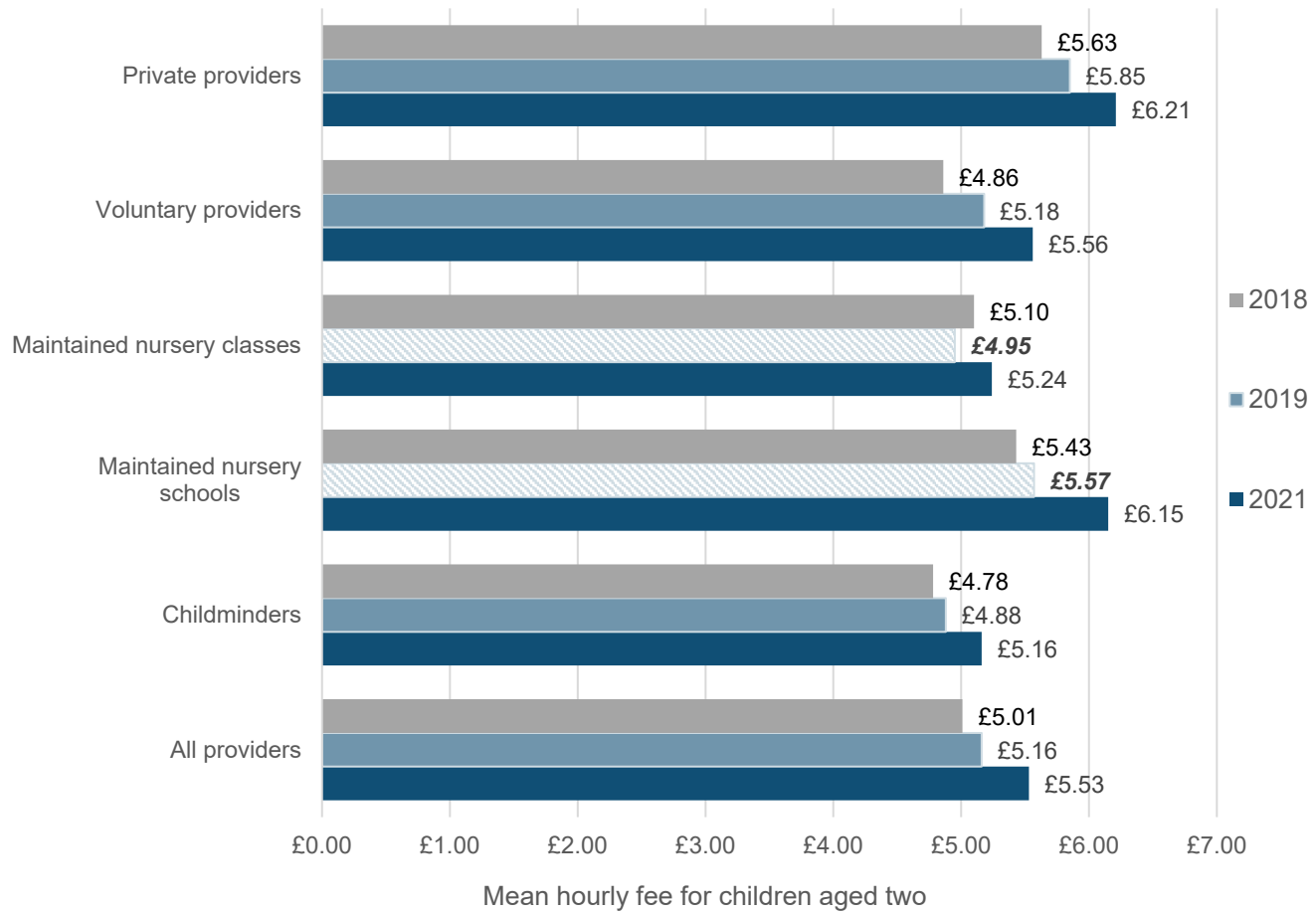
Notes: Emboldened italics and a patterned fill highlight cells where the sample size is fewer than 30 and the mean fee should be treated as indicative. Private providers include independent schools. All providers include a small number of group-based providers who were either Local Authority run nurseries (but not schools) or whose management status (private or voluntary) was not reported. Differences between 2019 and 2021 are statistically significant at the 95 percent confidence level for private providers, voluntary providers, childminders and all providers.

² The differences with CPI were tested at the 95 percent confidence level using changes of £0.149 for children under age two, £0.150 for two year olds and of £0.146 for three and four year old preschool children which correspond to the 2.9 percent increase in the CPI measure.

³ The differences between 2019 and 2021 are statistically significant at the 95 percent level for private providers, voluntary providers and childminders for all three age groups. The differences for maintained nursery classes and maintained nursery schools were statistically significantly different at the 95 percent confidence level other than for children under age two for maintained nursery classes (based on a combined sample of only 77) and maintained nursery schools (based on a combined sample of only 44).

Figure 2: Mean hourly fee for two year old children by provider type

England, 2018, 2019 and 2021

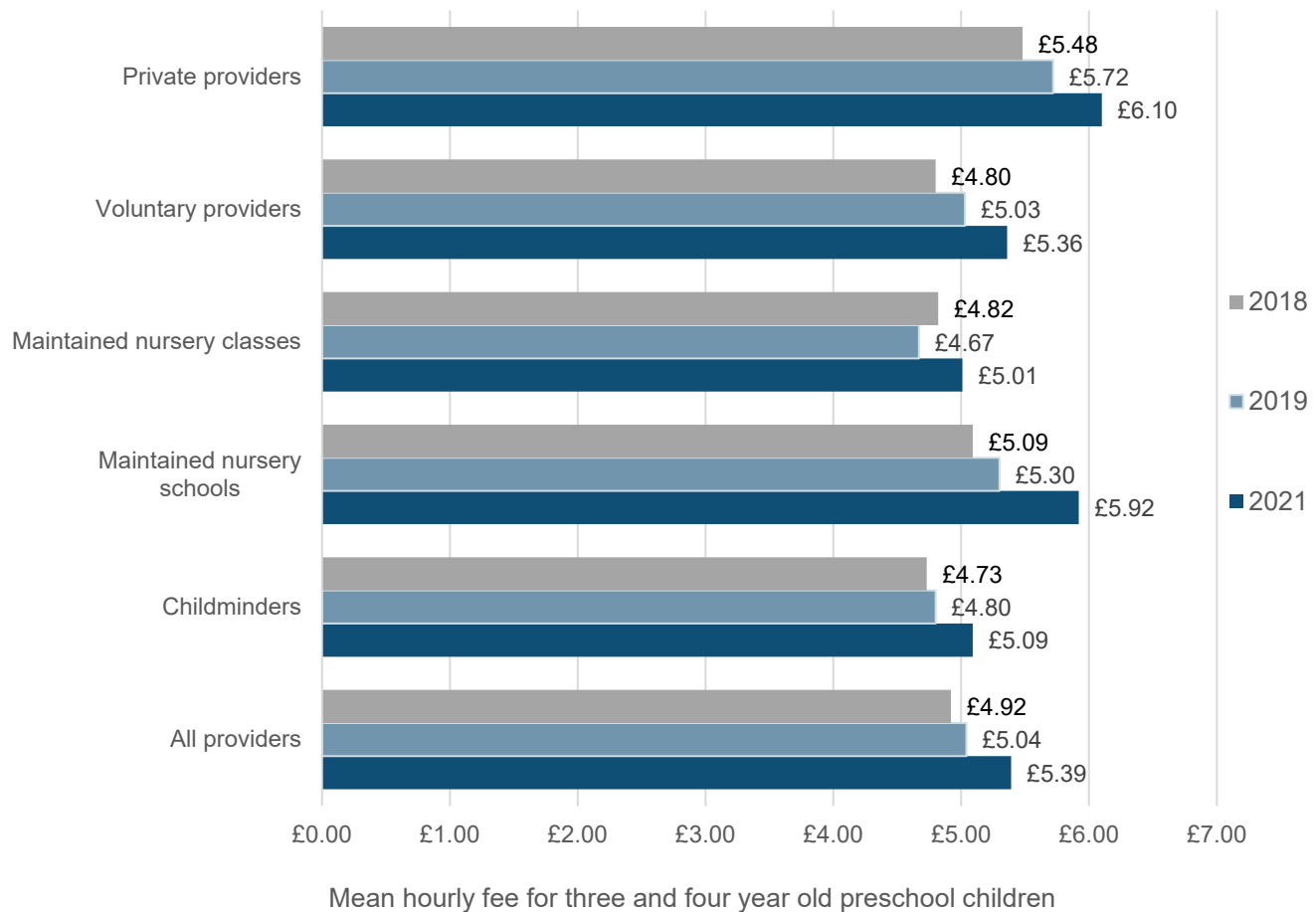


Source: Survey of Childcare and Early Years Providers 2018, 2019 and 2021

Notes: Private providers include independent schools. All providers include a small number of group-based providers who were either Local Authority run nurseries (but not schools) or whose management status (private or voluntary) was not reported. Differences between 2019 and 2021 are statistically significant at the 95 percent confidence level for each provider type and all providers.

Figure 3: Mean hourly fee for three and four year old preschool children by provider type

England, 2018, 2019 and 2021



Source: Survey of Childcare and Early Years Providers 2018, 2019 and 2021

Notes: Private providers include independent schools. All providers include a small number of group-based providers who were either Local Authority run nurseries (but not schools) or whose management status (private or voluntary) was not reported. Differences between 2019 and 2021 are statistically significant at the 95 percent confidence level for each provider type and all providers.

Hourly fees by region

Across all provider types, the mean hourly fee for three and four year old preschool children in 2021 was highest in London (£6.91), in the South East (£5.69) and in the East of England (£5.34) and ranged from £4.72 to £4.99 across the remaining English regions (Table B, Excel Table 5). The mean hourly fee was highest in these three regions for all four age groups of children, with the lowest mean hourly fees generally in the East Midlands, Yorkshire and the Humber and North East regions.⁴

⁴ The one exception is that the mean hourly fee for children under age two is the fifth lowest in the North East.

Table B: Mean and median hourly fee by child age and region

England, 2021

	Children under age two	Two year old children	Three and four year old preschool children	School age children
Mean hourly fee				
North East	£5.11	£4.95	£4.82	£4.46
North West	£5.38	£5.02	£4.97	£4.61
Yorkshire and The Humber	£4.73	£4.98	£4.81	£4.36
West Midlands	£5.09	£5.17	£4.99	£4.70
East Midlands	£4.92	£4.84	£4.72	£4.44
East of England	£5.41	£5.48	£5.34	£5.12
London	£7.08	£7.09	£6.91	£6.70
South East	£5.68	£5.79	£5.69	£5.50
South West	£5.06	£5.05	£4.94	£4.73
Median hourly fee				
North East	£4.50	£4.50	£4.50	£4.45
North West	£4.50	£4.50	£4.50	£4.50
Yorkshire and The Humber	£4.50	£4.50	£4.50	£4.20
West Midlands	£4.50	£4.60	£4.50	£4.50
East Midlands	£4.50	£4.50	£4.50	£4.25
East of England	£5.00	£5.00	£5.00	£5.00
London	£6.80	£6.50	£6.27	£6.00
South East	£5.50	£5.50	£5.40	£5.00
South West	£5.00	£5.00	£4.70	£4.50
Unweighted sample sizes				
North East	290	365	469	391
North West	926	1,251	1,604	1,031
Yorkshire and The Humber	810	1,063	1,302	929
West Midlands	742	1,025	1,229	799
East Midlands	613	885	1,024	693
East of England	817	1,308	1,533	925
London	1,075	1,408	1,685	1,078
South East	1,188	1,932	2,152	1,210
South West	971	1,412	1,585	947

Source: Survey of Childcare and Early Years Providers 2021

Notes: Average fees for school age children are not directly comparable to those in the 2018 Fees Report because fees were not collected for this age group for school-based providers in 2018.

A similar regional pattern was also present within each provider type (Table C, Excel Table 6). For each provider type, mean hourly fees for three and four year old preschool children were generally highest in London, in the South East (second highest for each provider type except MNS) and in the East of England (second highest for MNS, third highest for three provider types and fourth highest for voluntary providers), suggesting that the higher mean hourly fees in these regions were not due to differences in the mix of providers across regions. However, there were no consistent patterns within provider type for the remaining regions, suggesting that the lower mean hourly fees observed for children in the East Midlands and in the Yorkshire and the Humber regions in Table B may be due to a different mix of provider types in these regions.

Table C: Mean hourly fee for three and four year old preschool children by region and provider type

England, 2021

	Private providers	Voluntary providers	Maintained nursery classes	Maintained nursery schools	Childminders
Mean hourly fee					
North East	£5.41	£5.76	£4.55	£5.87	£4.45
North West	£5.19	£4.78	£4.83	£5.16	£4.92
Yorkshire and The Humber	£5.58	£4.75	£4.80	***	£4.50
West Midlands	£5.52	£5.27	£4.64	£5.64	£4.55
East Midlands	£5.67	£4.84	£4.35	£5.24	£4.21
East of England	£6.05	£5.41	£5.06	£5.91	£5.08
London	£7.62	£6.57	£6.18	£7.54	£6.55
South East	£6.32	£5.82	£5.71	£5.75	£5.35
South West	£5.58	£4.80	£4.63	***	£4.78
Unweighted sample sizes					
North East	91	51	72	17	231
North West	425	177	310	25	640
Yorkshire and The Humber	282	169	170	9	649
West Midlands	344	136	228	15	471
East Midlands	293	172	96	17	432
East of England	372	307	187	20	625
London	508	126	193	27	793
South East	611	452	153	17	877
South West	319	294	193	8	739

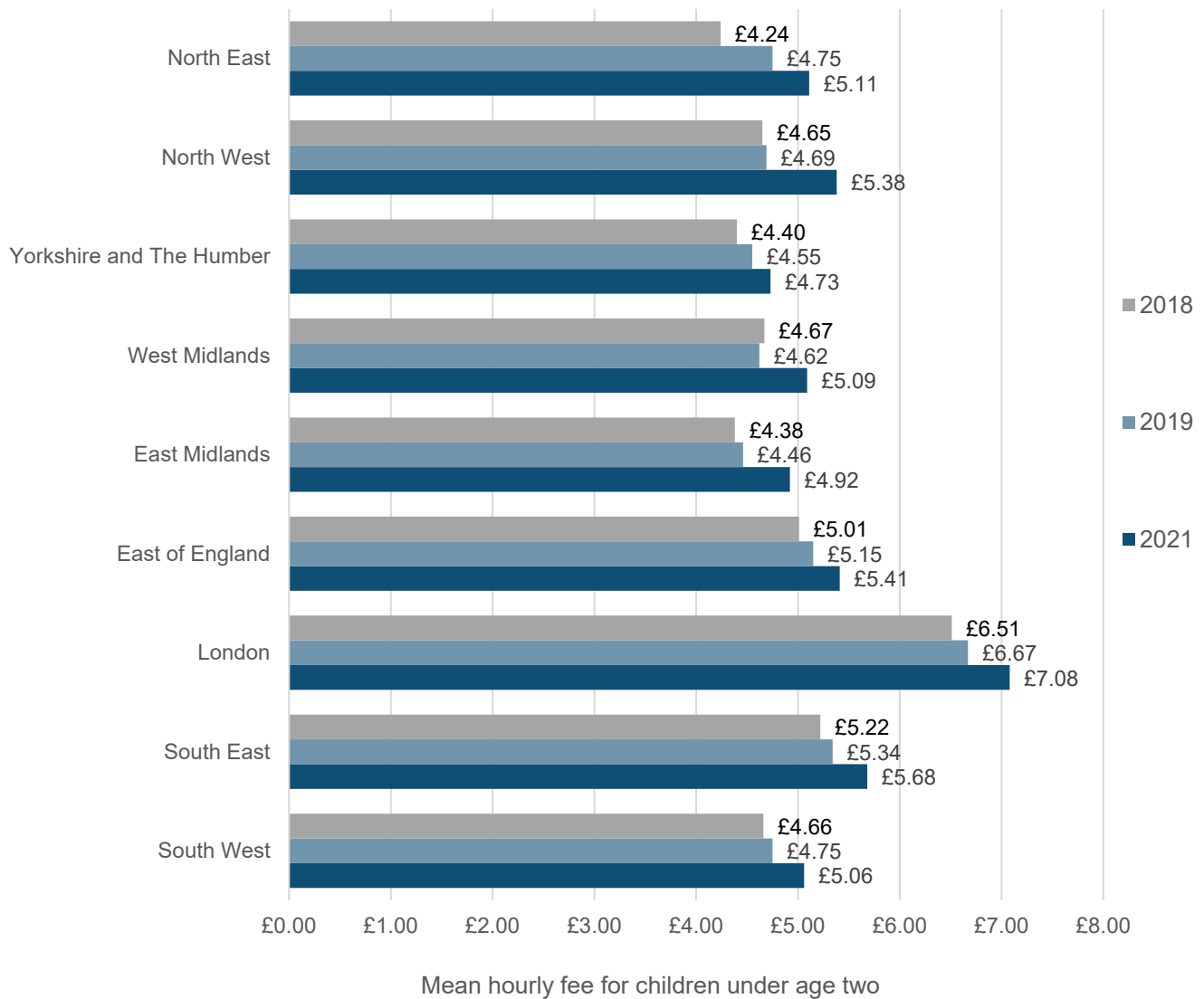
Source: Survey of Childcare and Early Years Providers 2021

Notes: Emboldened italics highlight cells where the sample size is fewer than 30 and the mean fee should be treated as indicative. The mean hourly fee has been suppressed (indicated by ***) for maintained nursery schools in the Yorkshire and Humber and South West regions due to sample sizes of less than 10.

The estimated mean hourly fee was higher in 2021 than in 2019 in all regions for all three age groups (Figures 4 to 6, Excel Tables 8 to 10). The differences are statistically significant at the 95 percent confidence level except for all three age groups for the North East region and for children under age two for the Yorkshire and the Humber region.

Figure 4: Mean hourly fee for children under age two by region

England, 2018, 2019 and 2021

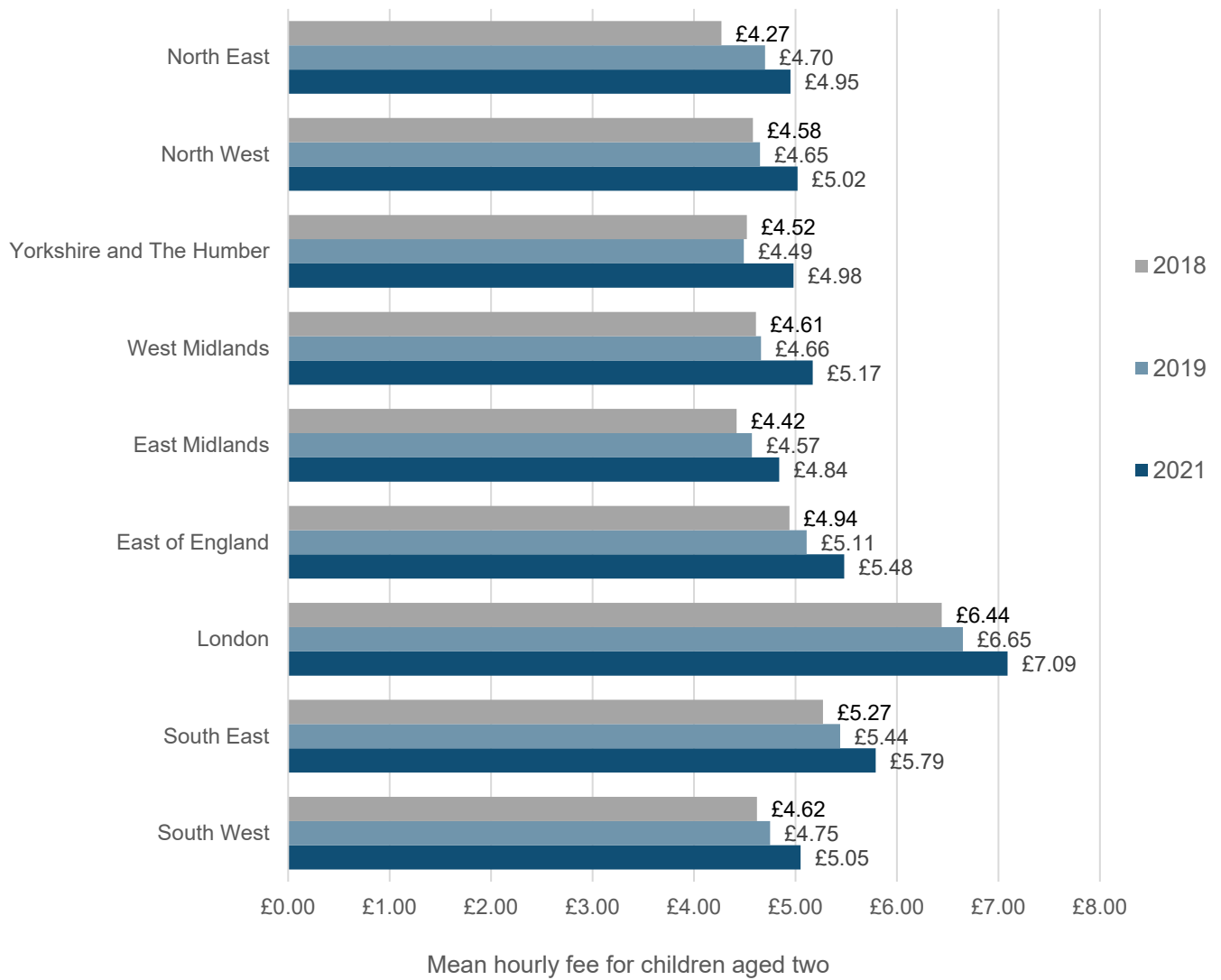


Source: Survey of Childcare and Early Years Providers 2018, 2019 and 2021.

Notes: Differences between 2019 and 2021 are statistically significant at the 95 percent confidence level for all regions except for the North East and Yorkshire and the Humber regions.

Figure 5: Mean hourly fee for two year old children by region

England, 2018, 2019 and 2021

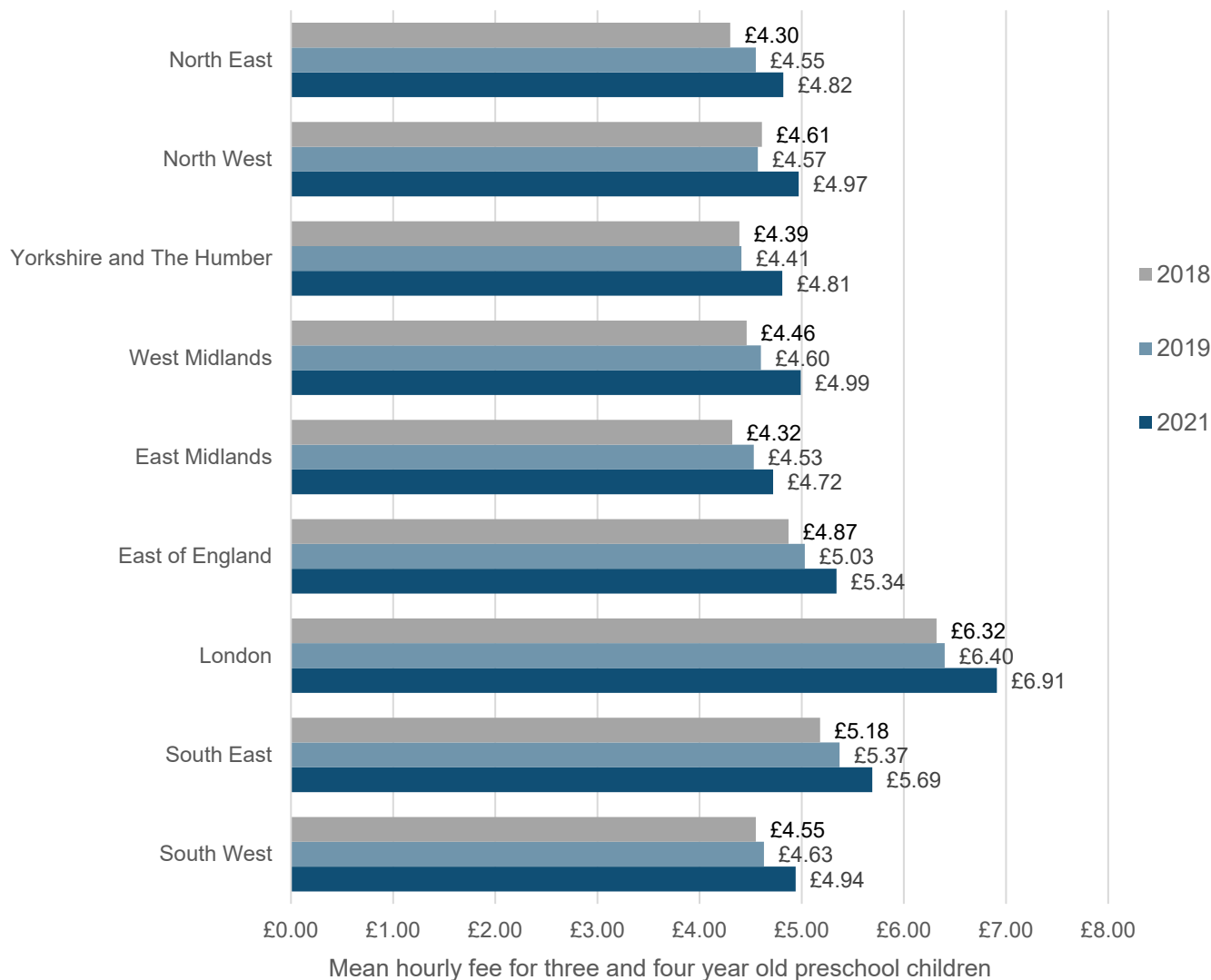


Source: Survey of Childcare and Early Years Providers 2018, 2019 and 2021.

Notes: Differences between 2019 and 2021 are statistically significant at the 95 percent confidence level for all regions except for the North East.

Figure 6: Mean hourly fee for three and four year old preschool children by region

England, 2018, 2019 and 2021



Source: Survey of Childcare and Early Years Providers 2018, 2019 and 2021.

Notes: Differences between 2019 and 2021 are statistically significant at the 95 percent confidence level for all regions except for the North East.

Hourly fees by Local Authority

In order to present statistics for as many Local Authorities (LAs) as possible (including some LAs where the number of providers reporting hourly fees was particularly low), the mean hourly fee is reported only for all types of providers for three and four year old preschool children in bands rounded to the nearest 25p.⁵ For example, the £5.00 band would include all LAs with mean hourly fees in the range of £4.875 to £5.125 and the £5.25 include all LAs with mean hourly fees in the range of £5.125 to £5.375. The mean across provider types within each LA was weighted according to the numbers of registered providers of each type in the LA to help ensure the mean was representative of the mix of provider types in the LA.⁶ The mean for each LA

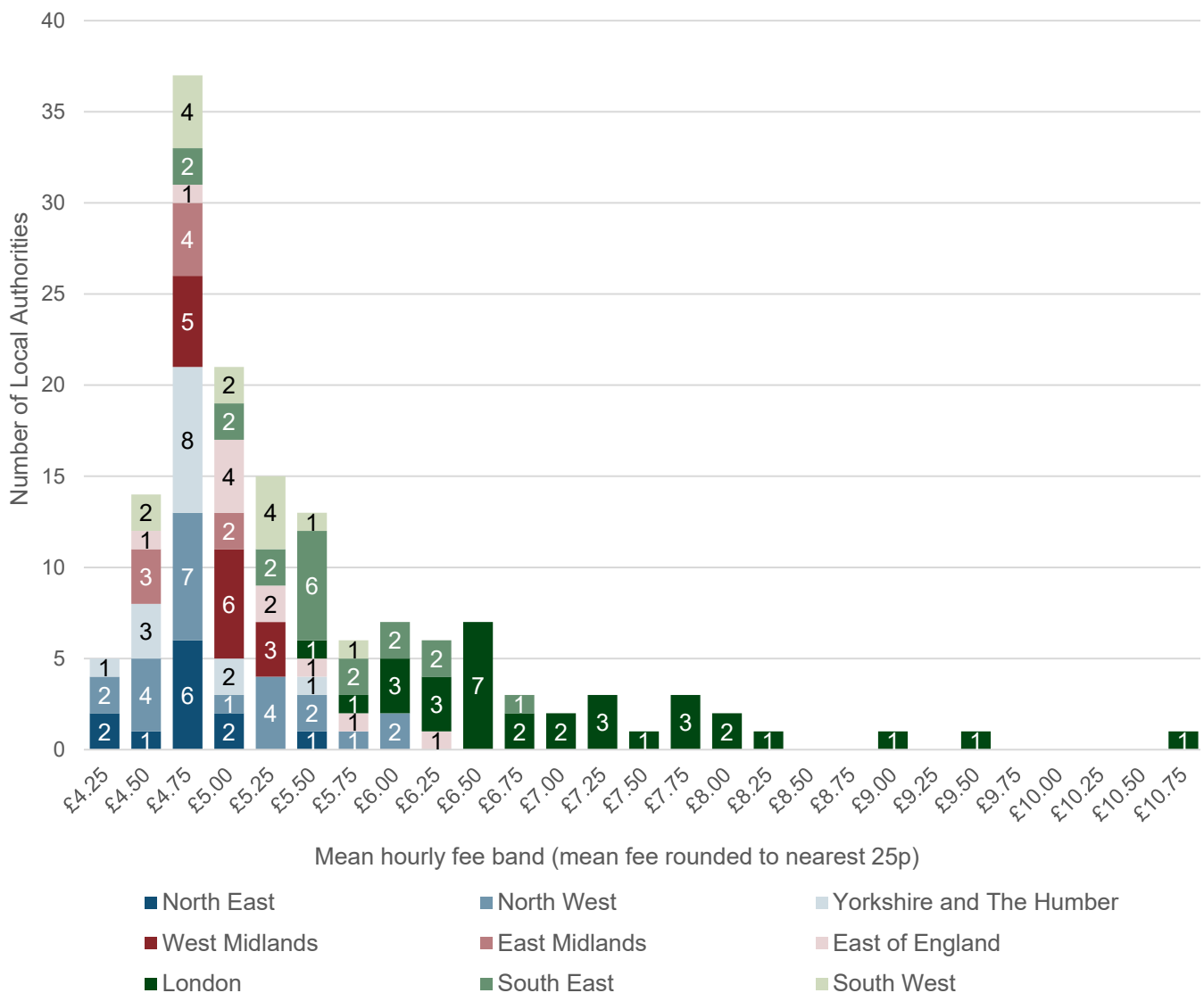
⁵ City of London and Isles of Scilly were excluded because they each had only two providers reporting an hourly fee. The analysis covers 149 LAs in 2021 compared to 150 in 2019 due to the merger of Bournemouth and Poole LAs. Northamptonshire divided into North Northamptonshire and West Northamptonshire on 1 April 2021 but Northamptonshire has been analysed as a single Local Authority for this report.

⁶ The weights were constructed on the basis of the three broad provider types (group-based, school-based and childminders) because the sampling frame used for the weighting only contains information across these three categories rather than the five types recorded in the survey and used in the analysis.

was then rounded to the nearest 25p. It should be noted that the banded fee for LAs with low numbers of providers reporting an hourly fee (particularly those below 30 highlighted in emboldened italics in Tables D and E) should be treated with caution and only indicative of the mean fee level within the LA.

The mean hourly fees at the LA level ranged from the £4.25 band to the £10.75 band (that is, were within the range of £4.125 to £10.875), although two thirds of the LAs (100 of the 149) were in the £4.50, £4.75, £5.00, £5.25 or £5.50 bands (that is, had mean fees within the range £4.375 to £5.625) (Figure 7, Excel Table 11). In line with Table B, LAs in London had mean hourly fees predominantly in the higher bands (none were below £5.50), while LAs in the North and the Midlands were predominantly in the lower and middle bands (none were above £6.00). In addition, 24 or the 25 LAs with mean fees of £6.50 or more were in London. LAs in London also covered the greatest range of bands (from £5.50 to £10.75) indicating that not only are fees higher in this region but that there is also considerable variation across LAs within the region. Similarly, mean hourly fees in LAs in the South East were both higher and had a wide range (from £4.75 to £6.75). On the other hand, LAs in the West and East Midlands all had mean hourly fees in the £4.50 to £5.25 bands. Excel Table 15 presents the banded mean hourly fee for each LA within each region.

Figure 7: Number of Local Authorities in each hourly fee band for three and four year old preschool children England, 2021



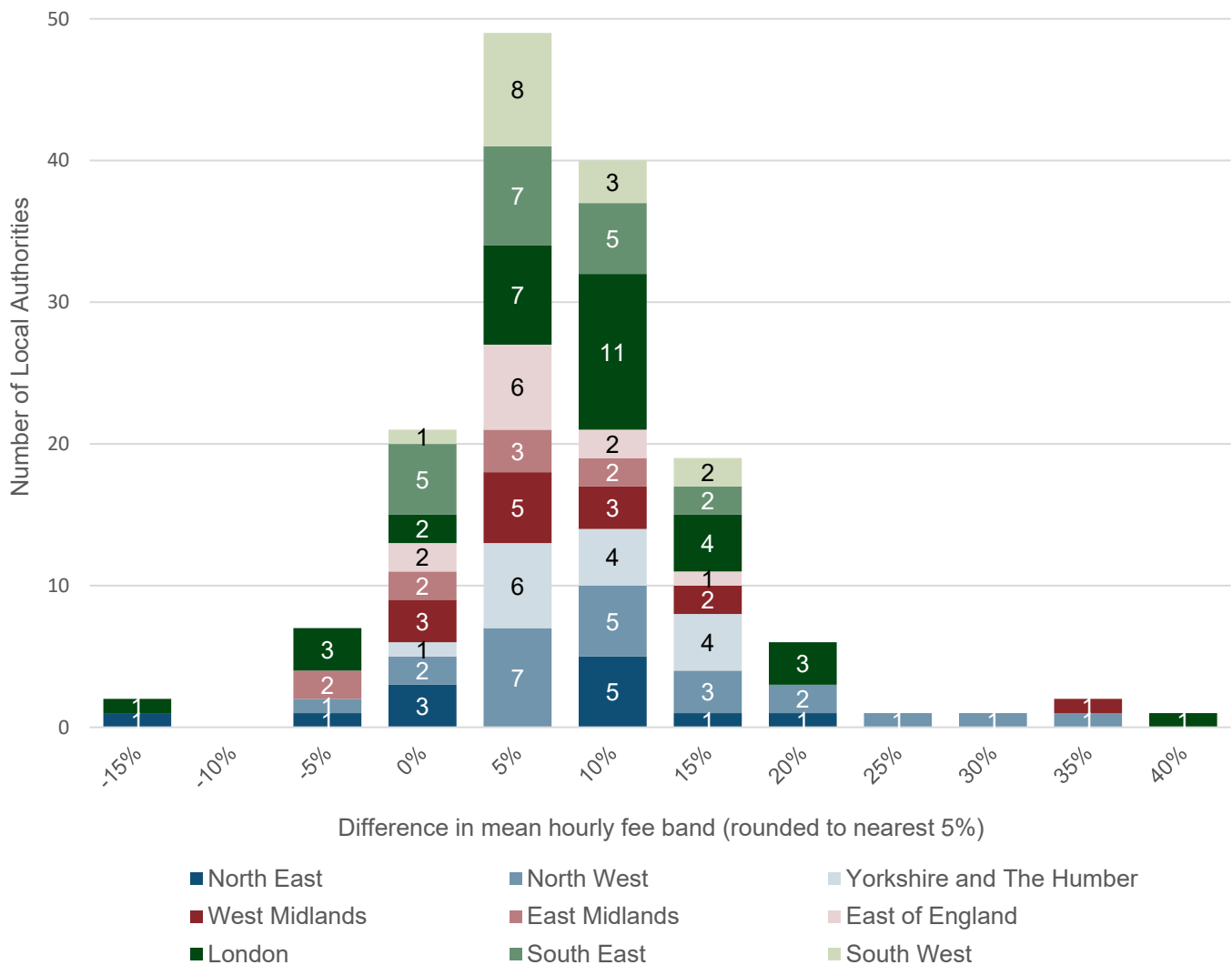
Source: Survey of Childcare and Early Years Providers 2021

Notes: Unweighted sample sizes for each Local Authority are shown in Excel Table 15.

The differences in mean hourly fees between 2019 and 2021 for each LA rounded to the nearest 5 percent are presented in Figure 8 (Excel Table 13). For example, the 21 LAs shown in the 0% column are those where the difference in the mean hourly fee between 2019 and 2021 was within the range -2.5% and 2.5%. The 40 LAs shown in the 10% column are those where the difference in the mean hourly fee between 2019 and 2021 was between 7.5% and 12.5%. These differences should be treated with a high degree of caution as they compound the degree of imprecision from the two surveys. Hence, Figure 8 should be considered as a review of the broad patterns across LAs rather than offering specific insights for any single LA.

Figure 8: Number of Local Authorities in each band for difference in mean hourly fee between 2019 and 2021 for three and four year old preschool children

England, 2019 and 2021



Source: Survey of Childcare and Early Years Providers 2019 and 2021

Notes: Unweighted sample sizes for each Local Authority in 2021 are shown in Excel Table 15.

The difference in mean hourly fees at the LA level ranged from the -15% band to the 40% band. The mean hourly fee was higher in 2021 than in 2019 in most LAs: the differences between 2019 and 2021 were in the 0% to 10% bands in 110 of the 149 LAs. One third of the LAs (49 of the 149) were in the 5% band (that is, the mean fee was higher in 2021 than in 2019 in the range of 2.5% to 7.5%), while around one quarter (40 of the 149) were in the 10% band (that is, mean fee was higher in 2021 than in 2019 in the range of 7.5% to 12.5%). The mean hourly fee was lower in 2021 than in 2019 by more than 2.5% in only 9 LAs. However, there were no strong consistent pattern across the regions.

Accompanying tables

The following tables are available in Excel format on the department's statistics website here:
<https://www.gov.uk/government/collections/statistics-childcare-and-early-years>

Main Tables

Table 1	Mean and median hourly fee by child age and provider type
Table 2	Mean hourly fee for children under age two by provider type in 2018, 2019 and 2021
Table 3	Mean hourly fee for two year old children by provider type in 2018, 2019 and 2021
Table 4	Mean hourly fee for three and four year old preschool children by provider type in 2018, 2019 and 2021

Regional Tables

Table 5	Mean and median hourly fee by child age and region
Table 6	Mean hourly fee for three and four year old preschool children by region and provider type
Table 7	Mean hourly fee for two year old children by region and provider type
Table 8	Mean hourly fee for children under age two by region in 2018, 2019 and 2021
Table 9	Mean hourly fee for two year old children by region in 2018, 2019 and 2021
Table 10	Mean hourly fee for three and four year old preschool children by region type in 2018, 2019 and 2021

Local authority Tables

Table 11	Number of Local Authorities in each hourly fee band for three and four year old preschool children
Table 12	Number of Local Authorities in each hourly fee band for two year old children
Table 13	Number of Local Authorities in each band for difference in mean hourly fee between 2019 and 2021 for three and four year old preschool children
Table 14	Number of Local Authorities in each band for difference in mean hourly fee between 2019 and 2021 for two year old children
Table 15	Mean hourly fee band by Local Authority for three and four year old preschool children in 2018, 2019 and 2021
Table 16	Mean hourly fee band by Local Authority for two year old children in 2018, 2019 and 2021

Further information is available

Previous releases from the Survey of Childcare and Early Years Providers can be found here:
<https://www.gov.uk/government/collections/statistics-childcare-and-early-years>

Information on places from the January census collections are also available in the Provision for children under 5 years of age in England statistical release each June here:
<https://www.gov.uk/government/collections/statistics-childcare-and-early-years>

Official Statistics

These are Official Statistics and have been produced in line with the Code of Practice for Official Statistics.

This can be broadly interpreted to mean that the statistics:

- meet identified user needs;

- are well explained and readily accessible;
- are produced according to sound methods, and
- are managed impartially and objectively in the public interest.

The Department has a set of statistical [policies](#) in line with the Code of Practice for Official Statistics.

Technical information

A [technical report](#) accompanies this publication. This provides further information on the data sources, their coverage and quality and explains the methodology used in producing the data.

The statistics in this document are drawn from a combined dataset of a subsample of respondents from the main SCEYP survey who were asked questions about fees and all respondents to an additional, short SCEYP.

Data for the main SCEYP was collected via a mixed mode survey (respondents could complete either a telephone survey administered by NatCen's telephone unit or online) whilst the mixed mode short SCEYP survey combined online data collection with a paper questionnaire, which was posted to all sampled cases. Fieldwork for both surveys took place between March and July 2021, with surveys sent to a sample of providers from across the three provider types: school-based providers (offering nursery provision), group-based providers (operating on non-domestic premises); and childminders (on the Ofsted register of childminders; not including those registered with an agency). The sample was drawn from two sample frames: group-based providers and childminders registered with Ofsted as of July 2020 (the sampling was conducted in July 2020 to be consistent with the timing of sampling for previous years' surveys) and school-based providers from the January 2020 Schools Census, which was the most up-to-date sample frame for school-based providers available at the time of the survey in 2021. The main survey variants collecting fee information obtained a 45 percent response rate from schools, 46 percent from group-based providers and 43 percent from childminders; the short SCEYP survey achieved 44 percent from schools; 27 percent from group-based providers and 27 percent from childminders.

The main survey and short SCEYP collected information on the average hourly fee paid by parents for four age groups of children: children aged under two, two years old children, three and four year old preschool children and school aged children. Fees for school age children were not collected from school-based providers in 2018 and the Figures for this age group are not directly comparable with those for 2018 for this reason.

The sample used to analyse hourly fees contained providers with preschool children which charged fees and reported an average hourly fee for at least one of the age groups. This sample contained 14,534 providers consisting of 5,294 group-based providers (3,130 in the main survey and 2,164 in the short SCEYP), 2,501 school nursery providers (1,281 in the main survey and 1,220 in the short SCEYP) and 6,739 childminders (759 in the main survey and 5,980 in the short SCEYP).

The reported average hourly fees were trimmed to remove average hourly fees of zero or in excess of £40. This removed average fee observations for 2.0 percent of providers reporting an average fee for children under the age of two, for 1.0 percent provider for fees for children aged two, 0.8 percent for fees for three and four year old preschool children and 0.2 percent of fees for school aged children.

The mean hourly fee was statistically significantly lower in the short SCEYP than in the main survey for the youngest three age groups (£5.38 compared to £5.81 for under twos, £5.37 compared to £5.77 for two year olds and £5.23 compared to £5.59 for three and four year old preschool children). But the differences between the two sources were not statistically significant in regressions with controls for provider type and region, indicating that the raw differences were explained by different mixes in provider type and region between the two sources. This indicates that the fee information was collected consistently between the two sources.

All statistics are calculated at the provider level rather than weighted by the number of children with each provider. As childminders have fewer children than the other provider types, the statistics weighted by the number of children would give considerably less weight to childminders and the mean hourly fee for all types would be correspondingly higher. Statistics at the national and regional levels were weighted to be representative at the national and regional levels. Statistics at the LA level were weighted to be representative of the balance of the three broad provider types within each LA.

Get in touch

Media enquiries

Press Office News Desk, Department for Education, Sanctuary Buildings, Great Smith Street, London SW1P 3BT.

Tel: 020 7783 8300

Other enquiries/feedback

Harriet Davies, Childcare Markets and Demand Research, Early Years and Schools Groups, Department for Education, 2 St Paul's Place, 125 Norfolk Street, Sheffield, S1 2FJ

Email: EY.AnalysisANDResearch@education.gov.uk



Department for Education

© Crown copyright 2021

This publication (not including logos) is licensed under the terms of the Open Government Licence v3.0 except where otherwise stated. Where we have identified any third-party copyright information you will need to obtain permission from the copyright holders concerned.

To view this licence:

visit www.nationalarchives.gov.uk/doc/open-government-licence/version/3

email psi@nationalarchives.gsi.gov.uk

write to Information Policy Team, The National Archives, Kew, London, TW9 4DU

About this publication:

enquiries Harriet Davies, Childcare Markets and Demand Research, Early Years and Schools Groups, Department for Education, 2 St Paul's Place, 125 Norfolk Street, Sheffield, S1 2FJ.

Email: EY.AnalysisANDResearch@education.gov.uk

download [Childcare and early years providers survey: 2021 - GOV.UK \(www.gov.uk\)](http://www.gov.uk)

Reference: Survey of Childcare and Early Years Providers 2021