



[Home](#) ▾ [Education, training and skills](#) ▾ [School curriculum](#)

- ▾ [Secondary curriculum, key stage 3 and key stage 4 \(GCSEs\)](#)
- ▾ [Key stage 3 and 4 exam marking, qualifications and results](#)
- ▾ [Special consideration in GCSE, AS and A level: summer 2025 exam series](#)



Official Statistics

Special consideration in GCSE, AS and A level: summer 2025 exam series

Published 20 November 2025

Applies to England

Contents

[Key headlines](#)

[Provide your feedback](#)

[Special consideration requests](#)

[Special consideration requests for external and internal assessments](#)

[Special consideration requests by subject](#)

[Special consideration applications for individuals and groups](#)

[Categories of special consideration](#)

[Approved special consideration requests for mark adjustments by tariff](#)

[Contextual Information](#)



[Print this page](#)

This release provides information on special consideration for GCSE, AS and A levels for the summer 2025 exam series.

There are 2 categories of special consideration included in this report: mark adjustments and qualification awards. Mark adjustments are for students who were present for the assessment but who might not have been able to demonstrate their ability due to exceptional circumstances occurring at the time of their assessment. Qualification awards are for students who were absent from the assessment for reasons which meet [JCQ's eligibility criteria](#). To be eligible for special consideration, students must have been fully prepared for the assessment and have covered the whole course.

The total number of applications for individuals and groups is not the same as the total number of special consideration requests. Special consideration applications are made by schools and colleges to exam boards, usually after an assessment has taken place. Each request specifies the students and components it covers. A single request relates to one student and a specific component. In cases where a group of students has been affected by the same issue (for example, a fire alarm during an exam), a group application can cover all students and any components affected by the issue.

This release only includes special consideration given in the form of mark adjustments and qualification awards. Special consideration given in the form of an adjustment to the way an assessment is taken, is reported separately in our [statistics on access arrangements](#).

The coronavirus (COVID-19) pandemic led to the cancellation of exams in [summer 2020](#) and [summer 2021](#). As a result, there were no special consideration requests for those series. Exams and assessments resumed in summer 2022. Therefore, this report contains information on special consideration for the summer 2022 to summer 2025 series.


Only full-course GCSEs are included in the special

consideration and qualification results figures, in addition to AS and A levels. In previous releases of these statistics, short-course GCSEs were also included but these have now been removed. This has meant that some historical figures have changed to a small degree compared to previous releases.

Key headlines

Special consideration in GCSE, AS and A level: summer 2025 exam series

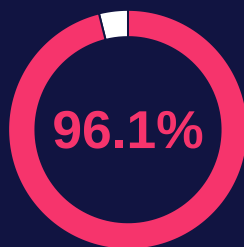
Special consideration requests



**725,115
requests**

which is similar to summer 2024 (721,830 requests)

Approved special consideration requests



**696,655
approved**

which is slightly higher than in summer 2024 (95.1%)

1. In summer 2025, 168,245 individual students had at least 1 special consideration request approved. This represents 12.2% of the overall 1,376,480 GCSE, AS and A level students with results issued in summer 2025. This is similar to summer 2024 where 13.1% of the overall 1,349,260 GCSE,

AS and A level students had at least 1 special consideration request approved (176,115).

2. In summer 2025, there were 725,115 GCSE, AS and A level special consideration requests, which is similar to 2024 (721,830 special consideration requests). For context there were 17.1 million GCSE, AS and A level scripts and non-exam assessments marked in summer 2025 and 16.7 million marked in summer 2024.
3. The majority of special consideration requests (96.1%) were approved, similar to summer 2024 (95.1%).
4. Most approved requests in summer 2025 were for mark adjustments (96.1%) rather than qualification awards (3.9%). This is similar to summer 2024 where mark adjustments and qualification awards constituted 95.2% and 4.8% of approved requests respectively.

Provide your feedback

We welcome your feedback on our publications. If you have any comments on this statistical release, or how to improve it to meet your needs, complete our [short survey](#) or data.analytics@ofqual.gov.uk.

Special consideration requests

There were 725,115 special consideration requests for GCSE, AS and A level in summer 2025, which is similar to summer 2024 (721,830 requests). Out of all special consideration requests in summer 2025, 96.1% were approved (696,655), similar to the proportion of requests approved in summer 2024 (95.1%).

The number of special consideration requests may be affected by the total number of scripts and non-exam assessments marked in a summer series. In summer 2025 there were 17.1 million GCSE, AS and A level scripts and non-exam assessments marked, an increase of 2.1% from summer 2024 (16.7 million).

In summer 2025, 168,245 individual students had at least 1 special consideration request approved. This represents 12.2% of the overall 1,376,480 GCSE, AS and A level students with results issued in summer 2025. This is similar to summer 2024 where 13.1% of the overall 1,349,260 GCSE, AS and A level students had at least 1 special consideration request approved (176,115). Note that in this release ‘results issued’ refers to passing grades, Unclassified (U) as well as outcomes representing the absence of a result (Q, X) as these may still have had components with special consideration requests approved.

Special consideration requests have remained similar in summer 2025 compared to summer 2024

Special consideration requests and approvals between summer 2022 and summer 2025

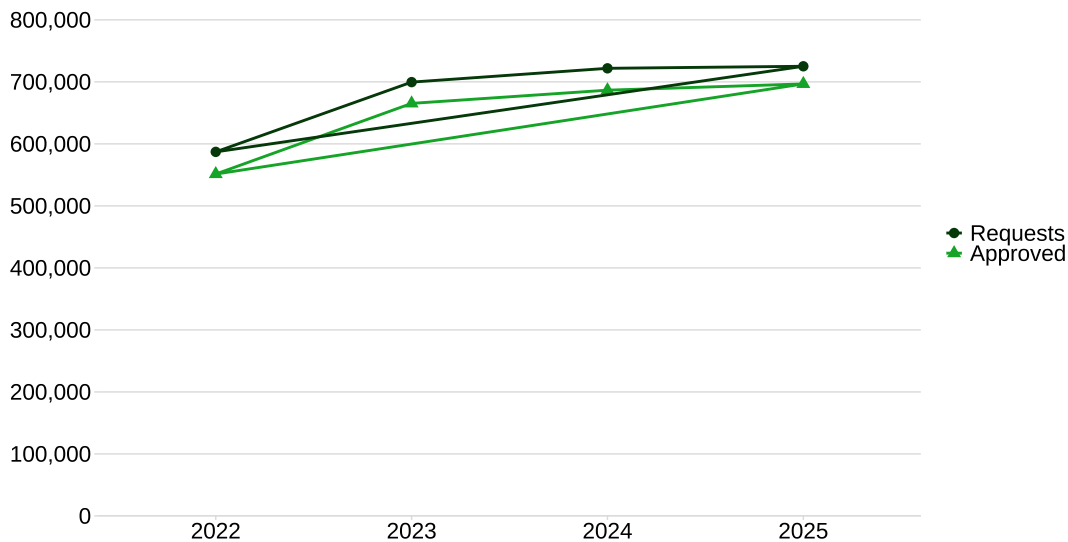


Table 1. Special consideration requests and approvals between summer 2022 and summer 2025

Special	Level	2022	2023	2024	2025
Consideration					

requests

Requests made	AS and A level	122,500	139,170	140,860	139,7
Requests made	GCSE	464,605	560,410	580,970	585,4
Requests made	Total	587,105	699,580	721,830	725,1
Requests approved	AS and A level	116,475	133,575	134,680	134,4
Requests approved	GCSE	434,850	531,700	551,915	562,4
Requests approved	Total	551,325	665,275	686,595	696,8

Special consideration requests for external and internal assessments

Requests relating to internal assessments (non-exam assessments) represent a small proportion of the total number of requests. In summer 2025, 1.3% of requests were for internal assessments (9,125 requests) and 98.7% of requests were for external assessments (715,990 requests). The proportions of requests were similar to 2024, where 1.5% of requests were for internal assessments (11,120 requests) and 98.5% were for external assessments (710,710 requests).

In summer 2025, 98.7% of requests were for external assessments

Special consideration requests for external and internal assessments from summer 2022 to summer 2025

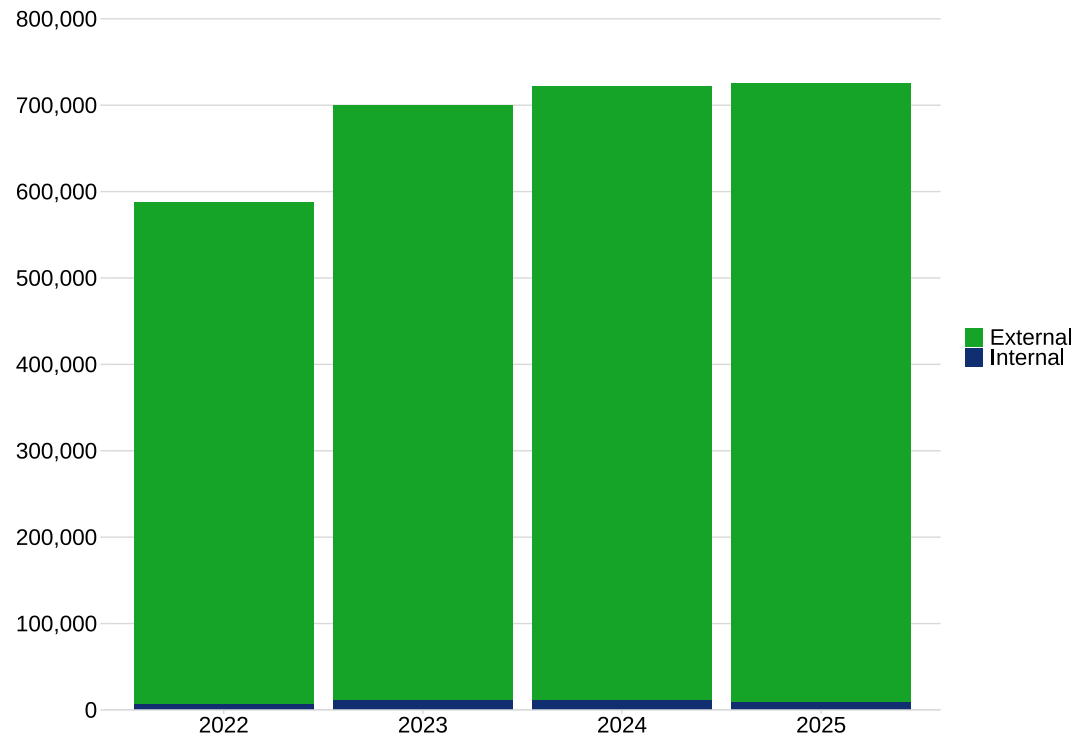


Table 2. Special consideration requests for external and internal assessments from summer 2022 to summer 2025

Assessment type	2022	2023	2024	2025
External	581,225	688,190	710,710	715,990
Internal	5,880	11,395	11,120	9,125

Special consideration requests by subject

The charts in this section present 2 sets of data by subject: special consideration requests at component level and the number of qualification results issued.

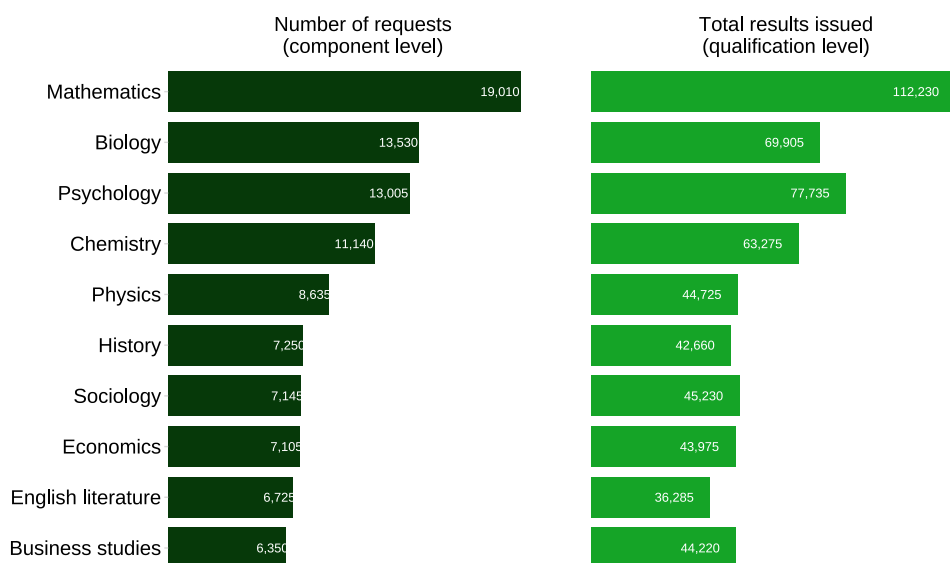
Note, in this release ‘results issued’ refers to passing grades,

Unclassified (U) as well as outcomes representing the absence of a result (Q, X) as these may still have had components with special consideration requested.

The qualification results issued chart is provided to show the relative size of subjects according to result volumes. Typically, we would anticipate a relationship between the number of special consideration requests and the number of qualification results. However, because special consideration requests are at component level, subjects that include more components may also have more special consideration requests. It is, therefore, not appropriate to calculate proportions between the number of special consideration requests at component level and total results issued at qualification level. We are currently exploring ways in which we can improve our presentation of these figures, to allow for more direct comparisons.

For AS and A level, Mathematics had the most special consideration requests in summer 2025

AS and A level subjects with the highest number of requests made in summer 2025 with number of qualification results issued



Note: for reasons explained above, it is not appropriate to calculate proportions between the number of special consideration requests at component level and total results issued at qualification level.

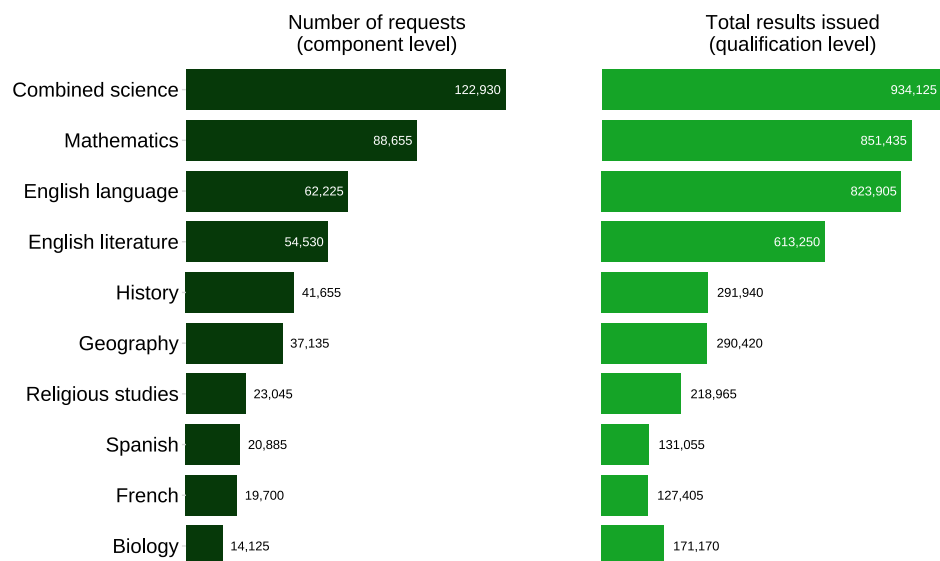
Table 3. AS and A level subjects with the highest number of special consideration requests made in summer 2025 and the number of qualification results issued

Subject	Number of requests (component level)	Total results issued (qualification level)
Mathematics	19,010	112,230
Biology	13,530	69,905
Psychology	13,005	77,735
Chemistry	11,140	63,275
Physics	8,635	44,725
History	7,250	42,660
Sociology	7,145	45,230
Economics	7,105	43,975
English literature	6,725	36,285
Business studies	6,350	44,220

For AS and A level, the subjects with the most special consideration requests were generally those with the largest number of qualification results issued. Figures for all subjects can be found in the [accompanying data tables](#).

For GCSE, Combined science had the most special consideration requests in summer 2025

GCSE subjects with the highest number of requests made in summer 2025 with number of qualification results issued



Note 1: for reasons explained above, it is not appropriate to calculate proportions between the number of special consideration requests at component level and total results issued at qualification level.

Note 2: results for GCSE combined science are double-counted in this release, because the qualification is the size of 2 single GCSEs.

Table 4. GCSE subjects with the highest number of requests made in summer 2025 with number of qualification certifications

Subject	Number of requests (component level)	Total results issued (qualification level)
Combined science	122,930	934,125
Mathematics	88,655	851,435
English	62,225	823,905

language

English literature	54,530	613,250
History	41,655	291,940
Geography	37,135	290,420
Religious studies	23,045	218,965
Spanish	20,885	131,055
French	19,700	127,405
Biology	14,125	171,170

Similar to AS and A level, for GCSE the subjects with the most special consideration requests were those with the largest number of qualification results issued. Figures for all subjects can be found in the [accompanying data tables](#).

Special consideration applications for individuals and groups

According to [JCQ guidelines](#), special consideration applications can be made either on an individual or group basis. An individual application involves just one student but can relate to one or more assessment components. In cases where a group of students has been affected by the same issue (for example, a fire alarm during an exam), a group application can cover all students and any components affected by the issue.

The total number of applications for individuals and groups is not the same as the total number of special consideration requests. For instance, a group application can represent more than a hundred requests, because requests are counted at individual student and component level.

Table 5 shows the percentage of applications relating to individuals or groups as a percentage of all special consideration applications.

Percentage of special consideration application type stayed similar across reported years

Percentage of special consideration applications relating to individuals or groups from summer 2022 to summer 2025

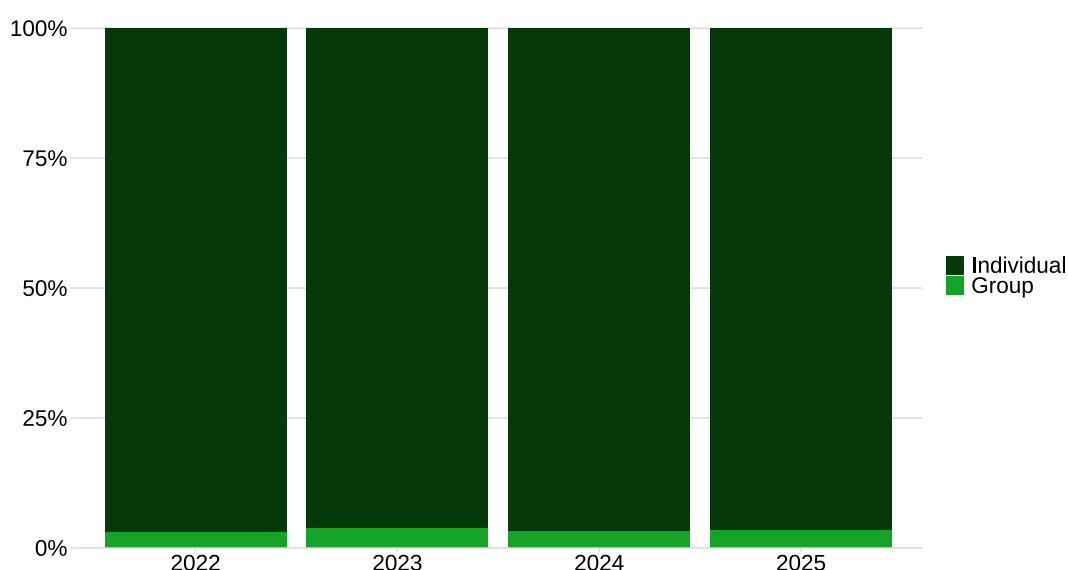


Table 5. Percentage of special consideration applications relating to individuals or groups from summer 2022 to summer 2025

Application type	2022	2023	2024	2025
Individual	97.0%	96.2%	96.8%	96.6%
Group	3.0%	3.8%	3.2%	3.4%

Table 6 gives a breakdown of group applications in summer 2025 by number of students in the group. For instance, 25.9% of group applications included between 2 and 5 students.

In summer 2025, 25.9% of group applications included between 2 and 5 students

Percentage of group applications in summer 2025 by size of group application

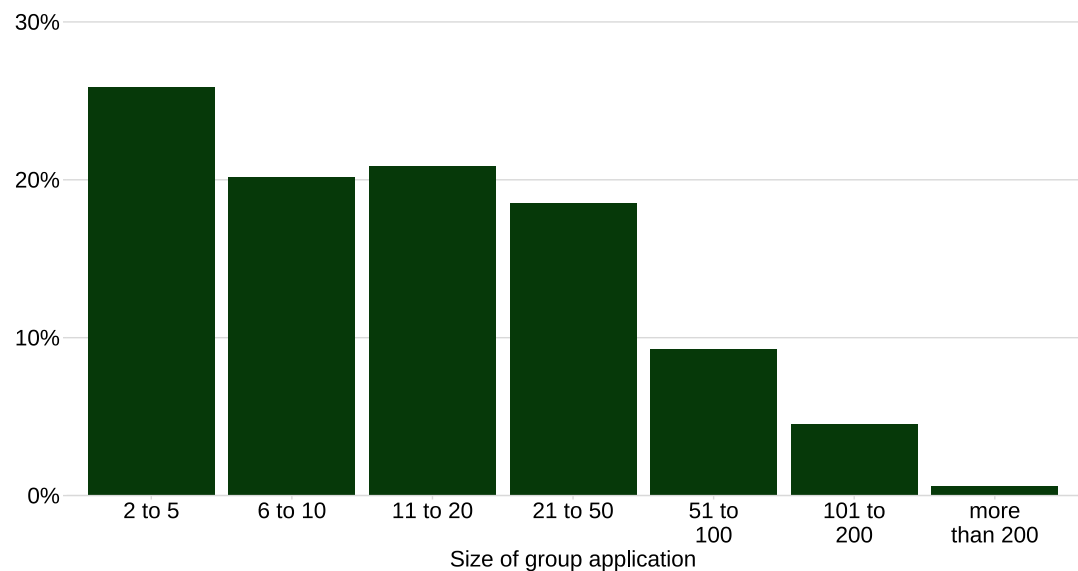


Table 6. Percentage of group applications in summer 2025 by size of group application

Size of group application	Percentage of all applications	Percentage of group applications
2 to 5	0.9%	25.9%
6 to 10	0.7%	20.2%
11 to 20	0.7%	20.9%
21 to 50	0.6%	18.5%
51 to 100	0.3%	9.3%
101 to 200	0.2%	4.5%
more than 200	less than 0.1%	0.6%

Categories of special

consideration

There are 2 categories of special consideration included in this report: mark adjustments and qualification awards. Mark adjustments are for students who were present for the assessment but who might not have been able to demonstrate their ability due to exceptional circumstances occurring at the time of their assessment. Qualification awards are for students who were absent from the assessment for reasons which meet [JCQ's eligibility criteria](#).

Most approved requests in summer 2025 were for mark adjustments (96.1%) rather than qualification awards (3.9%), similar to summer 2024 (where mark adjustments and qualification awards constituted 95.2% and 4.8% of approved requests respectively).

Most approved requests in summer 2025 were for mark adjustments (96.1%) rather than qualification awards (3.9%)

Approved requests for mark adjustments and qualification awards from summer 2022 to summer 2025

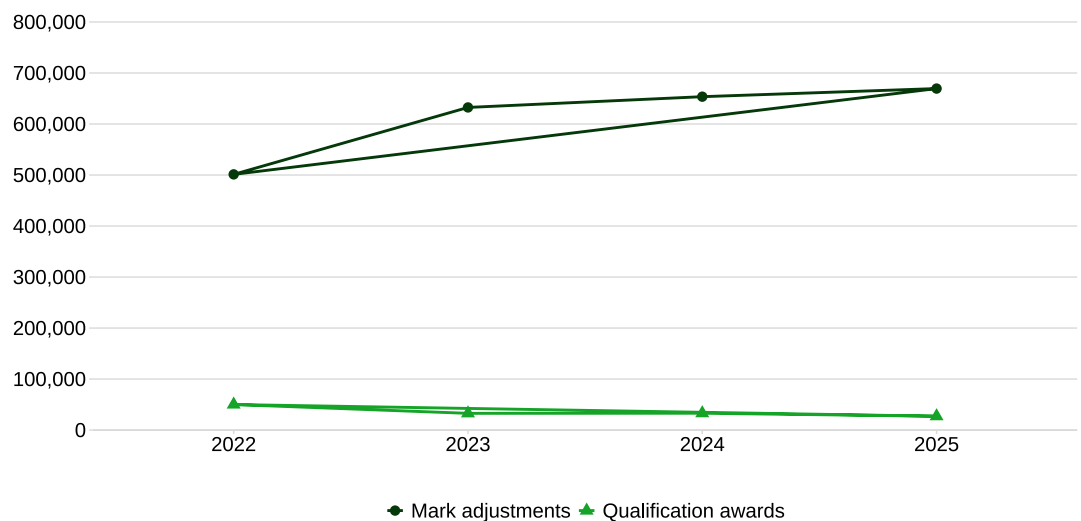


Table 7. Approved requests for mark adjustments and qualification awards from summer 2022 to summer 2025

Special consideration type	2022	2023	2024	2025
Number of approved	501,245	632,460	653,550	669,470

requests for mark
adjustments

Number of approved requests for qualification awards	50,080	32,810	33,045	27,185
--	--------	--------	--------	--------

Approved special consideration requests for mark adjustments by tariff

The [guidelines published by JCQ](#) allow for percentage adjustments to the mark given for a student's work according to a tariff of up to 5% of the maximum raw mark of a component.

Mark adjustments in summer 2025 were most frequently made at the 3% tariff (30.2% of mark adjustments), compared with summer 2024 where mark adjustments were most frequently made at the 4% tariff (28.4% of mark adjustments).

Table 8 shows the percentage of mark adjustments by tariff.

Mark adjustments in summer 2025 were most frequently made at the 3% tariff (30.2% of mark adjustments)

Percentage of mark adjustments by tariff from summer 2022 to summer 2025

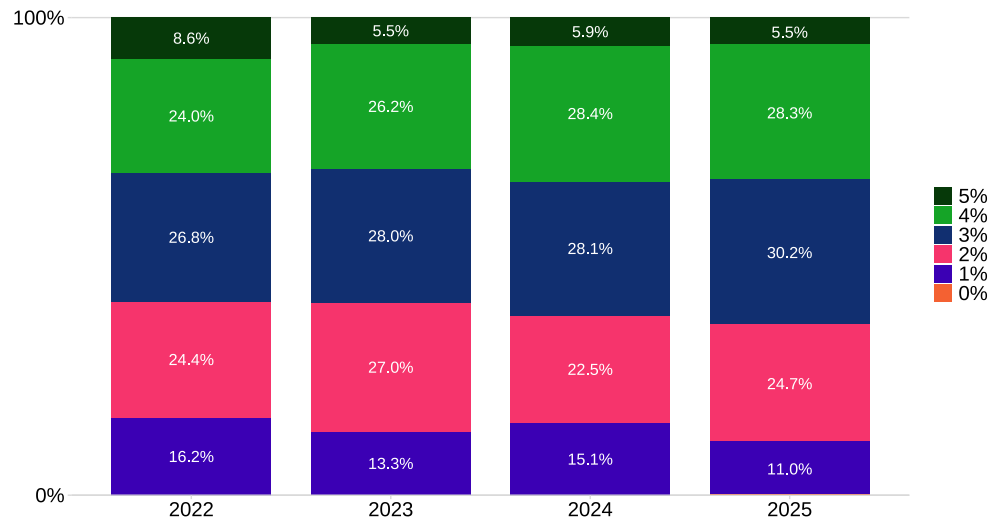


Table 8. Percentage of mark adjustments by tariff from summer 2022 to summer 2025

Mark adjustment tariff	Percentage of mark adjustments in 2022	Percentage of mark adjustments in 2023	Percentage of mark adjustments in 2024	F
0%	less than 0.1	less than 0.1	less than 0.1	
1%	16.2	13.3	15.1	
2%	24.4	27.0	22.5	
3%	26.8	28.0	28.1	
4%	24.0	26.2	28.4	
5%	8.6	5.5	5.9	

More information on the 0% tariff can be found in the [accompanying background notes](#).

Contextual Information

The Joint Council for Qualifications (JCQ), a membership organisation of 8 providers of qualifications, including the 4 exam boards offering GCSE, AS and A levels in England, publishes [guidelines and procedures on special consideration](#). There may be small changes year-on-year to this document that reflect the procedures in place for a particular exam series.

Special consideration applications are made by schools and colleges to exam boards, usually after an assessment has taken place. Requests specify which students and which components the application is for. In cases where a group of students has been affected by the same issue (for example, a fire alarm during an exam), a group application can cover all students and any components affected by the issue.

To ensure confidentiality, the data in this report has been rounded in line with [Ofqual's rounding policy](#). Where data is presented by qualification level, AS and A level have been combined.

Further information on this release is available in the [background information and data tables accompanying this report](#).

Head of profession: Ben Cuff

[↑ Back to top](#)

Is this page useful?

Yes

No



Services and information

[Benefits](#)

[Births, death, marriages and care](#)

[Business and self-employed](#)

[Childcare and parenting](#)

[Citizenship and living in the UK](#)

[Crime, justice and the law](#)

[Disabled people](#)

[Driving and transport](#)

[Education and learning](#)

[Employing people](#)

[Environment and countryside](#)

[Housing and local services](#)

[Money and tax](#)

[Passports, travel and living abroad](#)

[Visas and immigration](#)

Government activity

[Departments](#)

[News](#)

[Guidance and regulation](#)

[Research and statistics](#)

[Policy papers and consultations](#)

[Transparency](#)

[How government works](#)

[Get involved](#)


[Working, jobs and pensions](#)

[Help](#) [Privacy](#) [Cookies](#) [Accessibility statement](#) [Contact](#) [Terms and conditions](#)

[Rhestr o Wasanaethau Cymraeg](#) [Government Digital Service](#)

OGI

All content is available under the [Open Government Licence v3.0](#), except where otherwise stated



[© Crown copyright](#)