

[Home](#) ▾ [Education, training and skills](#) ▾ [School curriculum](#) ▾ [Secondary curriculum, key stage 3 and key stage 4 \(GCSEs\)](#)  
▾ [Key stage 3 and 4 exam marking, qualifications and results](#)  
▾ [Reviews of marking and moderation for GCSE, AS and A level: summer 2025 exam series](#)



Official Statistics

# Reviews of marking and moderation for GCSE, AS and A level: summer 2025 exam series

Published 11 December 2025

**Applies to England**

## Contents

### Key headlines

We are improving this release. Let us know what you want to see

### Number of reviews requested

Components with the highest proportion of reviews of marking

Changes to component marks following reviews

Average absolute component mark change by subject

Number of reviews, grades challenged and grades changed by service type

Original grades challenged

Grade changes following review

Grade changes of 2 or more grades by subject

Subjects with the highest percentage of grades challenged and changed

Students with grades challenged and grades changed

Average review response times

Contextual information

This release presents data on reviews of marking, reviews of moderation and administrative error reviews for GCSE, AS and A level qualifications for the summer 2025 exam series in England. Data for previous years is also included for comparison.

Underlying figures for this report and data for previous years are reported in the [accompanying data tables](#).

Review requests are made to the exam boards. Exam boards only accept review requests through schools and colleges, and not from students directly. Each exam board offers 3 review services for exam papers and non-exam assessments:

- An administrative error review for an individual assessment ('Service 1')
- A review of marking for an individual assessment ('Service 2' priority and non-priority), this service also includes an administrative error review
- A review of moderation of the school or college's internal assessment using the sample of students' work that was used in the initial moderation ('Service 3')

A single GCSE, AS or A level qualification generally comprises several components, which are either exam papers or non-exam assessments. Reviews are requested for each component individually and not the qualification as a whole. If there is a review requested for any component associated with a qualification, the overall grade was 'challenged'.

Multiple reviews can be requested for the same component: for example, an administrative error review may be requested and then a review of marking.

This means that typically the number of reviews is higher than the number of reviewed components. Separate reviews can also be requested for more than one component for the same qualification. This means that the number of reviewed components is higher than the number of grades challenged.

If a review shows that marking or administrative errors have been made and the mark of the reviewed component is incorrect, the exam board changes the mark to correct the error. In some cases, mark changes for reviewed components can affect the overall grade, which leads to the grade being changed.

To ensure confidentiality, the data in this release has been rounded in line with our [rounding policy for statistical publications](#). Further information is available in the [background information accompanying this report](#).

## Changes to methodology

There were two changes to the methodology of this release compared with previous releases. This has led to some changes to previously reported figures.

Firstly, we changed the data source for the total number of grades awarded in each summer series. We now use the same data we receive from awarding organisations prior to summer results days and reported in [Statistics: summer qualification results in England](#). Previously, we used two data sources for these figures:

- Data for total number of grades awarded was taken from data used for the [Statistics: entries for GCSE, AS and A level](#).
- Data for total grades by subject was taken from examination results data published by the [Joint Council for Qualifications](#)).


This change was made to increase the coherency of reported figures and data sources within this release and with our other related statistical releases. As a result of using a different data source, the figures for total numbers of grades for previous years in the current release differ from figures reported in previous releases.

Secondly, only full-course GCSEs are included in the figures for reviews of marking and moderation and total grades, in addition to AS and A levels. In previous releases of these statistics, short-course GCSEs were also included but these have now been removed. As a result, some figures for previous years have changed to a small degree compared with previous releases.

## Key headlines

## Reviews of marking and moderation for GCSE, AS and A level: summer 2025 exam series

### GCSE, AS and A level component entries reviewed



down from 3.2% for previous summer

**2.9% of all component entries reviewed**

### Of the 6.5 million qualification grades awarded for GCSE, AS and A level...

**4.6% of all grades were challenged**

**301,980 grades challenged**

down from 5.1% of all grades for previous summer

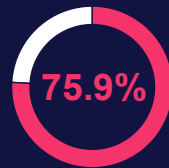
**1.1% of all grades were changed**

**72,880 grades changed**

same percentage as previous summer

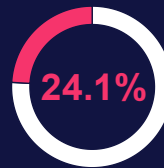
### Review outcomes for challenged grades

**Grades not changed**



down from 77.5% for previous summer

**Grades increased**



up from 22.4% for previous summer

**Grades decreased**



same percentage as previous summer

1. For summer 2025, 389,730 reviews were requested for GCSE (a decrease of 11.5% from summer 2024), 2,075 reviews were requested for AS qualifications (a decrease of 14.7% from summer 2024) and 101,100 reviews were requested for A level (a decrease of 0.5% from summer 2024).
2. One or more reviews were requested for 2.9% of the 17,523,265 total GCSE, AS and A level component entries in summer 2025 compared with 3.2% of the 17,610,745 total component entries summer 2024.
3. For summer 2025, 62.7% of reviewed component marks for GCSE were not changed (compared with 63.2% for summer 2024) and 55.7% of reviewed component marks for AS and A level were not changed (compared with 54.5% for summer 2024).
4. Of all GCSE, AS and A level grades awarded in summer 2025 (6,526,780), 4.6% were challenged and 1.1% were changed following reviews (compared with 5.1% challenged and 1.1% changed for summer 2024).
5. Of the 1,019,010 students who received results for GCSEs in summer 2025, 17.0% had one or more of their grades challenged and 5.2% had one or more grades changed (compared with 19.1% with grades challenged and 5.5% with

grades changed for summer 2024).

6. Of the 336,045 students who received results for AS and A levels in summer 2025, 14.8% had one or more grades challenged and 4.0% had one or more grades changed (compared with 15.4% with grades challenged and 4.1% with grades changed for summer 2024).
7. Of all GCSE grades awarded in summer 2025 (5,661,970), 4.3% were challenged and 1.0% were changed following reviews (compared with 4.7% challenged and 1.1% changed for summer 2024).
8. Of the 243,150 GCSE grades challenged for summer 2025, 58,725, (24.2%) were changed. Of all challenged grades, 24.1% were changed up and less than 0.1% were changed down. For comparison, for summer 2024, 269,080 GCSE grades were challenged and 22.4% of challenged grades were changed.
9. Of all AS and A level grades awarded in summer 2025 (864,810), 6.8% were challenged and 1.6% were changed following reviews (compared with 7.1% challenged and 1.6% changed for summer 2024).
10. Of the 58,830 AS and A level grades challenged for summer 2025, 14,150 (24.1%) were changed. Of all challenged grades, 24.0% were changed up and less than 0.1% were changed down. For comparison, for summer 2024, 61,915 AS and A level grades were challenged and 23.1% were changed.

## **We are improving this release. Let us know what you want to see**

We welcome your feedback on our publications. If you have any comments on this statistical release, or how to improve it to meet your needs, please complete our [short survey](#) or [data.analytics@ofqual.gov.uk](mailto:data.analytics@ofqual.gov.uk).

## **Number of reviews requested**

Reviews are requested for each component individually and not the qualification as a whole. Multiple reviews can be requested for the same component: for example, an administrative error review may be requested and then a review of marking. This means that typically the number of reviews is higher than the number of reviewed components.

### **GCSE**

For GCSE, 389,730 reviews were requested for summer 2025, a decrease of

11.5% from summer 2024 (440,430 reviews).

Of all GCSE component entries in summer 2025 (14,916,800), reviews were requested for 2.7% (compared with 3.1% in summer 2024).

## **AS and A level**

For AS and A level, 103,175 reviews were requested for summer 2025, a decrease of 0.9% from summer 2024 (104,060 reviews). For A level, 101,100 reviews were requested for summer 2025, a decrease of 0.5% from summer 2024 (101,625 reviews). For AS qualifications, 2,075 reviews were requested for summer 2025, a decrease of 14.7% from summer 2024 (2,435 reviews).

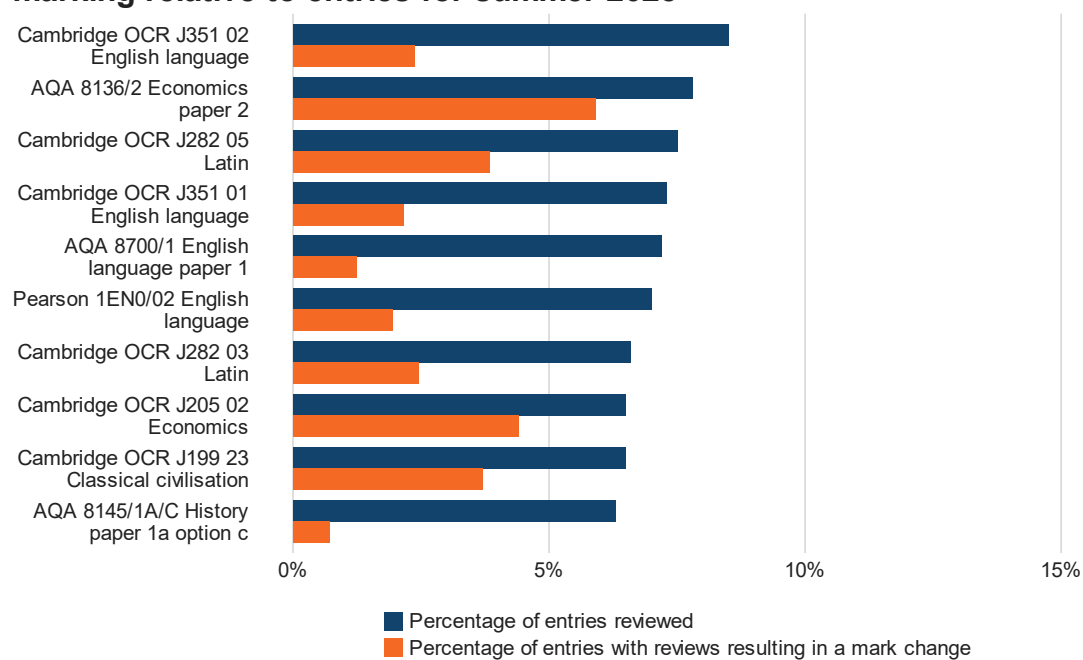
Of all AS and A level component entries in summer 2025 (2,606,465), reviews were requested for 4.2% (compared with 4.3% in summer 2024).

## **Components with the highest proportion of reviews of marking**

### **GCSE**

Table 1 and the accompanying chart show the 10 GCSE components with the highest proportion of reviews of marking ('service 2') relative to the number of entries for summer 2025. Please note, only components with over 1,000 entries were included in this analysis.

## The 10 GCSE components with the highest proportion of reviews of marking relative to entries for summer 2025



**Table 1: The 10 GCSE components with the highest proportion of reviews of marking relative to the number of entries for summer 2025**

Title	Number of reviews	Percentage of entries reviewed	Number of reviews resulting in a mark change	Percentage of reviews resulting in a mark change	Percentage of entries with reviews resulting in a mark change
Cambridge OCR J351 02 English language	500	8.5%	140	27.7%	2.4%
AQA 8136/2 Economics paper 2	235	7.8%	180	76.2%	5.9%
Cambridge OCR J282 05 Latin	255	7.5%	130	51.4%	3.8%
Cambridge OCR J351 01 English language	430	7.3%	125	29.5%	2.2%

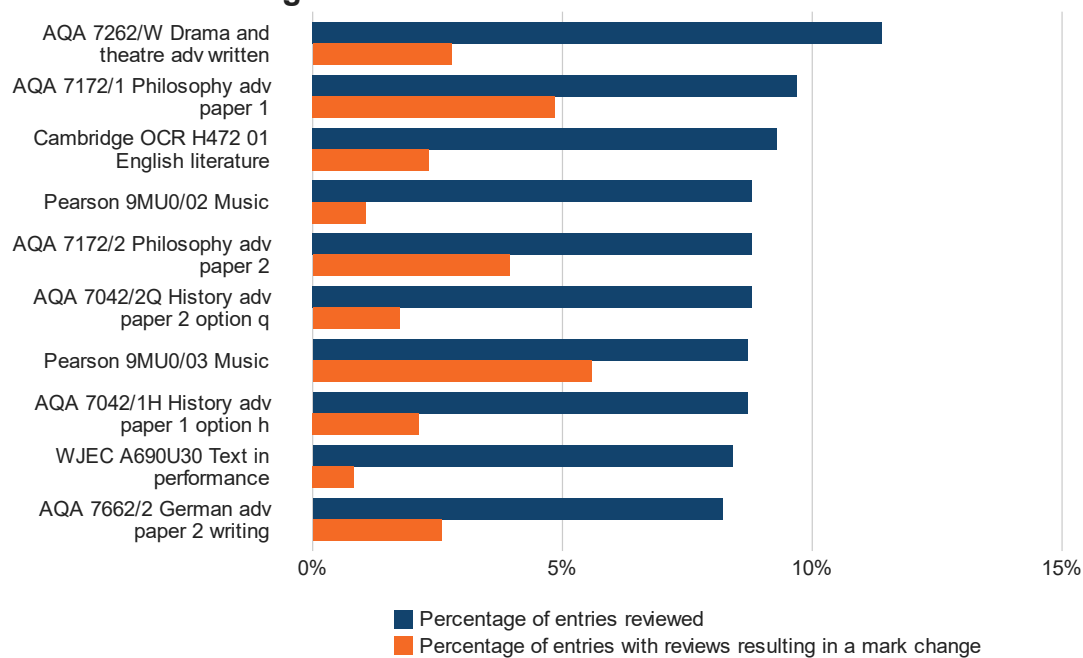
AQA 8700/1 English language paper 1	42,700	7.2%	7,400	17.3%	1.2%
Pearson 1EN0/02 English language	2,995	7%	830	27.6%	1.9%
Cambridge OCR J282 03 Latin	240	6.6%	90	37.2%	2.4%
Cambridge OCR J199 23 Classical civilisation	70	6.5%	40	56.9%	3.7%
Cambridge OCR J205 02 Economics	290	6.5%	195	67.7%	4.4%
AQA 8145/1A/C History paper 1a option c	160	6.3%	20	11.4%	0.7%

## AS and A level

Table 2 and the accompanying chart show the 10 AS and A level components with the highest proportion of reviews of marking ('service 2') relative to the number of entries for summer 2025. Please note, only components with over 1,000 entries were included in this analysis.



## The 10 AS and A level components with the highest proportion of reviews of marking relative to entries for summer 2025



**Table 2: The 10 AS and A level components with the highest proportion of reviews of marking relative to the number of entries for summer 2025**

Title	Number of reviews	Percentage of entries reviewed	Number of reviews resulting in a mark change	Percentage of reviews resulting in a mark change	Percentage of entries with reviews resulting in a mark change
AQA 7262/W Drama and theatre adv written	275	11.4%	65	24.4%	2.8%
AQA 7172/1 Philosophy adv paper 1	370	9.7%	185	50.1%	4.9%
Cambridge OCR H472 01 English literature	810	9.3%	200	25%	2.3%
AQA 7042/2Q History adv paper 2	135	8.8%	25	19.9%	1.7%

option q

AQA 7172/2 Philosophy adv paper 2	340	8.8%	150	44.5%	3.9%
Pearson 9MU0/02 Music	105	8.8%	15	12.1%	1.1%
AQA 7042/1H History adv paper 1 option h	255	8.7%	60	24.5%	2.1%
Pearson 9MU0/03 Music	105	8.7%	70	64.2%	5.6%
WJEC A690U30 Text in performance	145	8.4%	15	9.8%	0.8%
AQA 7662/2 German adv paper 2 writing	125	8.2%	40	31.5%	2.6%

## Changes to component marks following reviews

If a review shows that marking, administrative or moderation errors have been made and the mark of the reviewed component is incorrect, the exam board changes the mark to correct the error. Mark changes described in this section relate to the difference in a student's mark in a single component before and after review.

Where multiple reviews were requested for the same component, they can result in separately recorded mark changes. For example, an administrative error review where the mark was not changed could be followed by a review of marking for the same component which resulted in an increase or decrease of marks. Mark changes which are still to be determined can relate to ongoing reviews or completed reviews for which the original mark has not been determined.

# GCSE

The majority of reviewed component marks were not changed (62.7%). Of the reviewed component marks, 16.2% had an increase or decrease of 1 mark. Of the reviewed component marks, 3.8% had an increase of 5 marks or more and 0.6% had a decrease of 5 marks or more. Of the component marks that were changed after review, 69.7% had an increase in marks.

## For GCSE, the majority of reviewed marks were not changed

Mark changes for reviewed GCSE component marks for summer 2024 and summer 2025

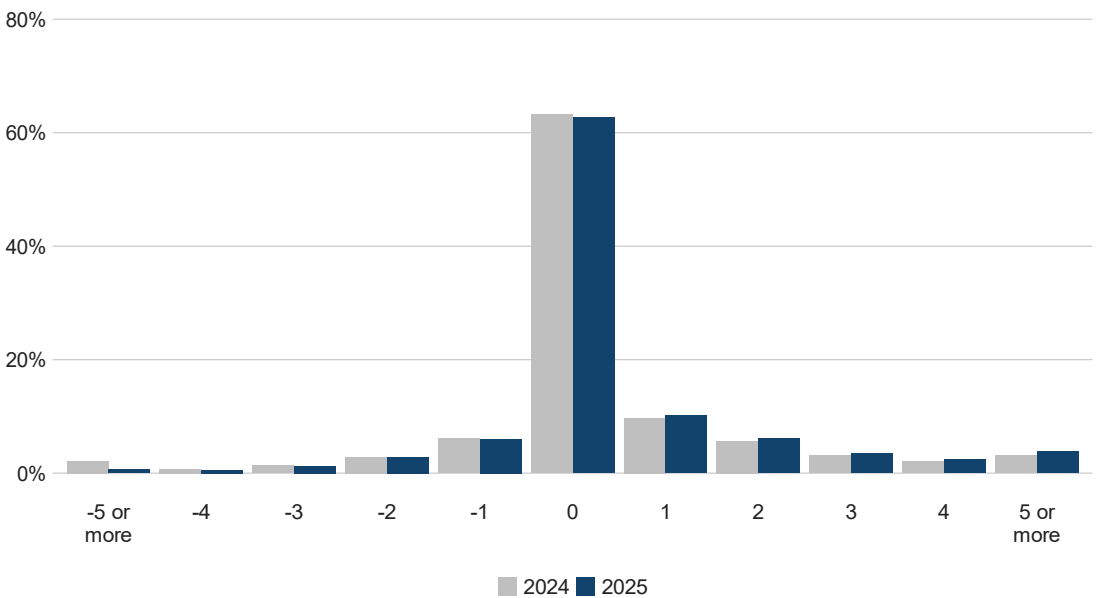


Table 3: Distribution of mark changes to component-level marks for GCSE following reviews

Magnitude of mark change	Number of reviewed marks 2024	Percentage of reviewed marks 2024	Number of reviewed marks 2025	Percentage of reviewed marks 2025
5 or more	14,360	3.1%	15,520	3.8%
4	9,295	2.0%	9,785	2.4%
3	14,485	3.1%	14,125	3.5%
2	26,160	5.7%	24,515	6.0%
1	44,630	9.7%	41,380	10.2%
0	290,760	63.2%	254,340	62.7%
-1	28,110	6.1%	24,455	6.0%

-2	13,190	2.9%	11,490	2.8%
-3	6,035	1.3%	5,090	1.3%
-4	3,305	0.7%	2,300	0.6%
-5 or more	9,795	2.1%	2,505	0.6%

Notes:

At the point at which data was collected, some reviews were still in progress. For summer 2025, less than 0.1% of GCSE component marks for which a review was requested had mark changes still to be determined.

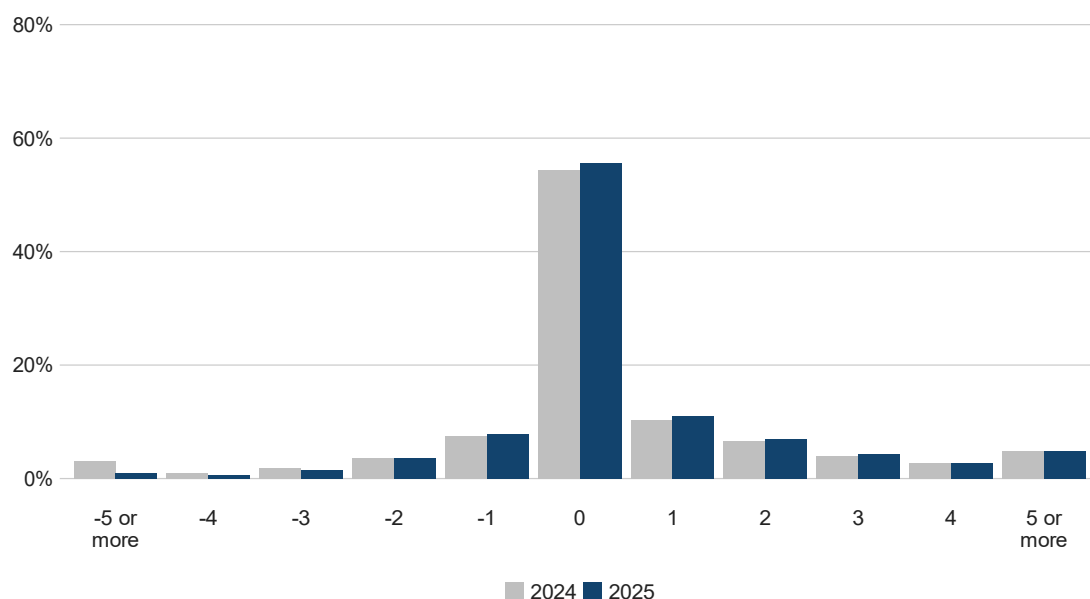
Where component marks were reviewed under multiple services, the mark changes following these reviews were counted separately for each service. For summer 2025, 0.4% of GCSE component marks were reviewed under multiple services.

## AS and A level

The majority of reviewed component marks were not changed (55.7%). Of the reviewed component marks, 18.9% had an increase or decrease of 1 mark. Of the reviewed component marks, 4.8% had an increase of 5 marks or more and 0.9% had a decrease of 5 marks or more. Of the component marks that were changed after review, 67.3% had an increase in marks.

### For AS and A level, the majority of reviewed marks were not changed

Mark changes for reviewed AS and A level component marks for summer 2024 and summer 2025



**Table 4: Distribution of mark changes to component marks for AS and A level following reviews**

<b>Magnitude of mark change</b>	<b>Number of reviewed marks 2024</b>	<b>Percentage of reviewed marks 2024</b>	<b>Number of reviewed marks 2025</b>	<b>Percentage of reviewed marks 2025</b>
5 or more	5,575	4.9%	5,225	4.8%
4	3,020	2.7%	3,055	2.8%
3	4,545	4.0%	4,590	4.2%
2	7,410	6.5%	7,475	6.9%
1	11,720	10.3%	11,995	11.1%
0	61,715	54.5%	60,415	55.7%
-1	8,515	7.5%	8,460	7.8%
-2	4,080	3.6%	3,870	3.6%
-3	2,025	1.8%	1,625	1.5%
-4	1,185	1.0%	750	0.7%
-5 or more	3,535	3.1%	1,010	0.9%

Notes:

At the point at which data was collected, some reviews were still in progress. For summer 2025, less than 0.1% of AS and A level component marks for which a review was requested had mark changes still to be determined.

Where component marks were reviewed under multiple services, the mark changes following these reviews were counted separately for each service. For summer 2025, 0.5% of AS and A level component marks were reviewed under multiple services.

## **Average absolute component mark change by subject**

Mark changes relate to the difference in a student's mark in a single component before and after review. The absolute mark change is the mark change expressed as a positive value and the average is calculated using all absolute mark changes, including mark changes of zero.

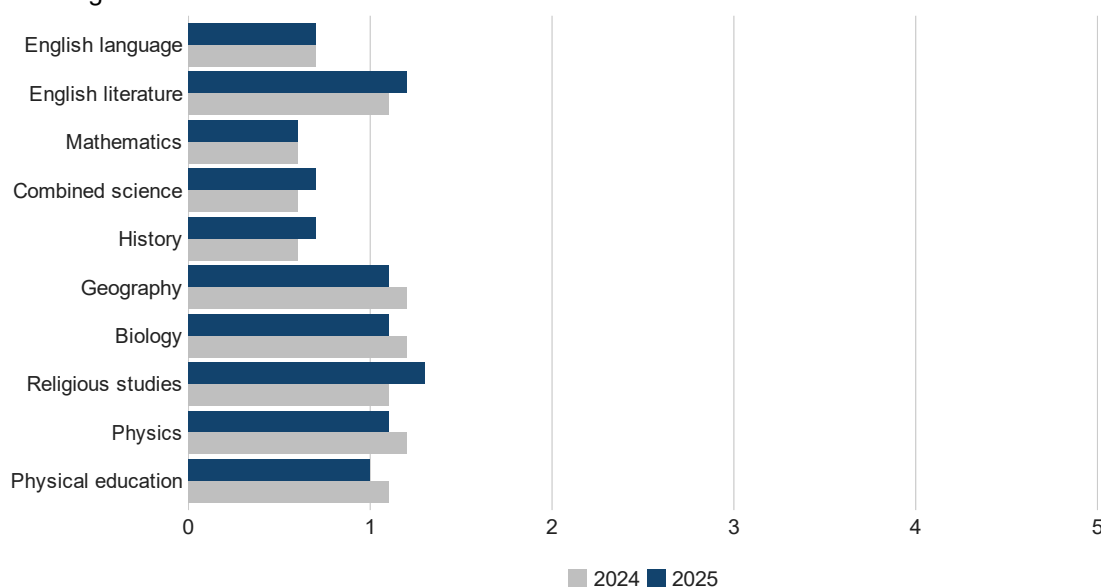
## GCSE

The largest average absolute mark change for the 10 GCSE subjects with the highest number of grades challenged for summer 2025 was 1.3 marks for religious studies.

Table 5 and the accompanying chart show the average absolute mark change for the 10 GCSE subjects with the highest number of grades challenged. Subjects are shown in order of number of grades challenged.

### The largest average absolute mark change for GCSE subjects with the highest number of grades challenged was 1.3 marks

Average absolute mark change for the 10 GCSE subjects with the highest number of grades challenged



**Table 5: Average absolute mark change for the 10 GCSE subjects with the highest number of grades challenged**

Subject	Average absolute mark change 2024	Average absolute mark change 2025
English language	0.7	0.7
English literature	1.1	1.2
Mathematics	0.6	0.6
Combined science	0.6	0.7
History	0.6	0.7

Geography	1.2	1.1
Biology	1.2	1.1
Religious studies	1.1	1.3
Physics	1.2	1.1
Physical education	1.1	1.0

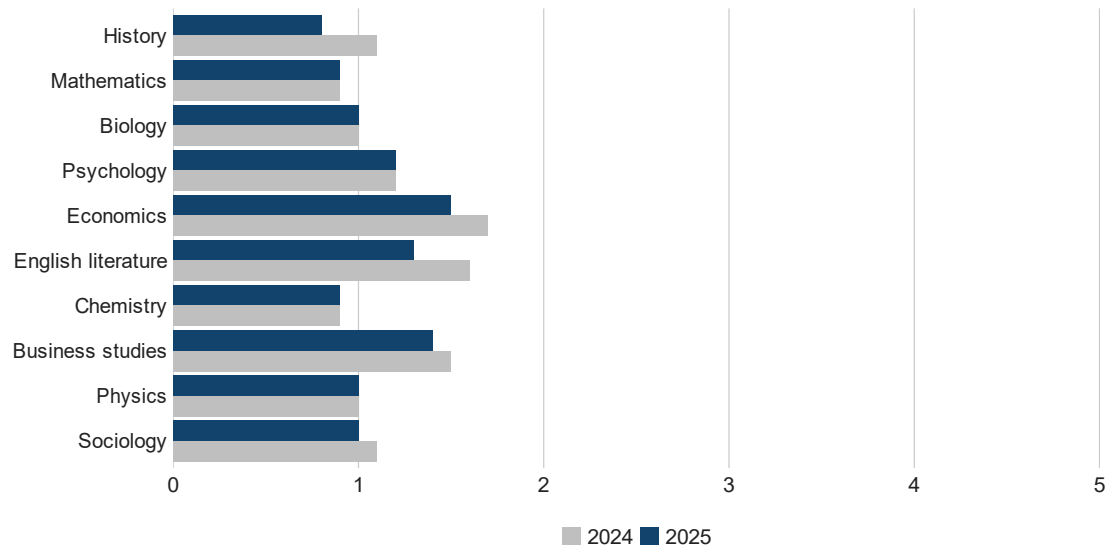
## AS and A level

The largest average absolute mark change for the 10 AS and A level subjects with the highest number of grades challenged for summer 2025 was 1.5 marks for economics.

Table 6 and the accompanying chart show the average absolute mark change for the 10 AS and A level subjects with the highest number of grades challenged.

### The largest average absolute mark change for AS and A level subjects with the highest number of grades challenged was 1.5 marks

Average absolute mark change for the 10 AS and A level subjects with the highest number of grades challenged



**Table 6: Average absolute mark change for the 10 AS and A level subjects with the highest number of grades challenged**

Subject	Average absolute mark change 2024	Average absolute mark change 2025
History	1.1	0.8

Mathematics	0.9	0.9
Biology	1.0	1.0
Psychology	1.2	1.2
Economics	1.7	1.5
English literature	1.6	1.3
Chemistry	0.9	0.9
Business studies	1.5	1.4
Physics	1.0	1.0
Sociology	1.1	1.0

## Number of reviews, grades challenged and grades changed by service type

Review requests are made to the exam boards. Each exam board offers 3 review services for exam papers and non-exam assessments:

- An administrative error review for an individual assessment ('Service 1')
- A review of marking for an individual assessment ('Service 2' priority and non-priority). This service also includes an administrative error review.
- A review of moderation of the school or college's internal assessment using the sample of students' work that was used in the initial moderation ('Service 3')

Where a review was requested for an individual component, the overall grade was 'challenged'.

Reviews can be requested for more than one component for the same qualification. This is why the total number of grades challenged is always lower than the total number of reviews of marking. Reviews of moderation are different, as one review involves multiple students. However, the vast majority of reviews requested are reviews of marking and so, overall, the number of grades challenged is always lower than the number of reviews requested.

In some cases, mark changes for reviewed components can affect the overall grade, which leads to the grade being changed. The grade is not challenged or changed directly as a result of a review, but rather as a consequence of reviews



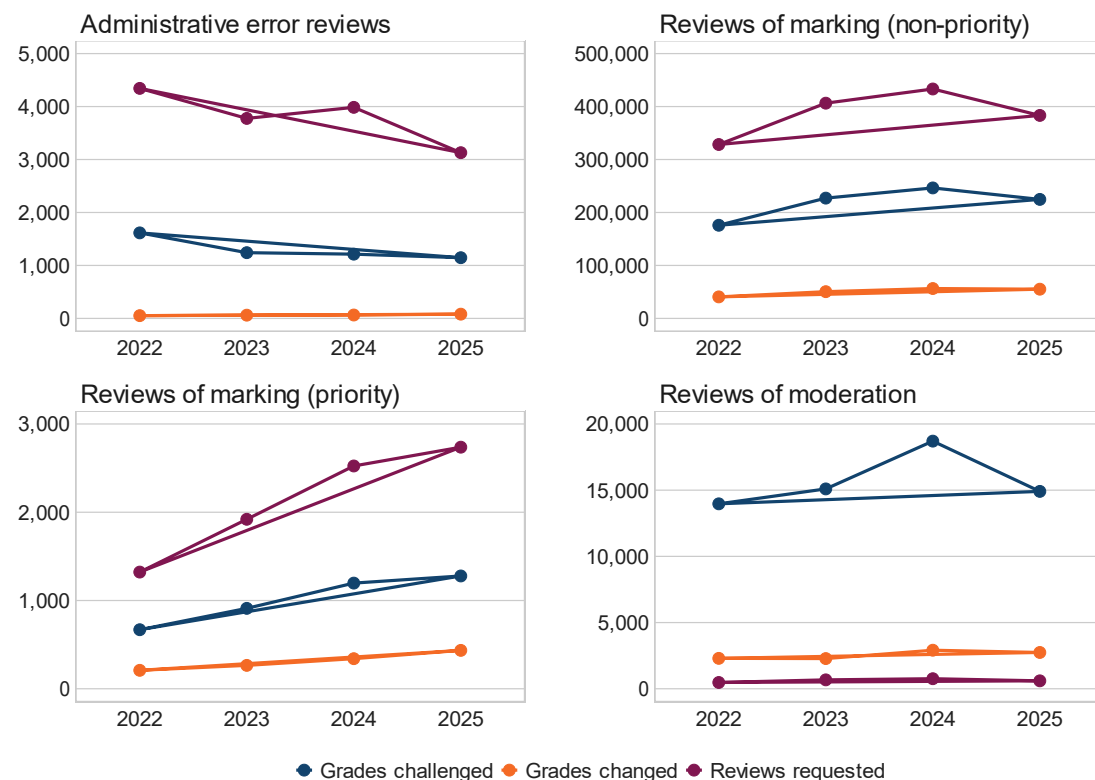
and mark changes at component level.

## GCSE

Table 7 and the accompanying chart show the number of GCSE reviews requested, grades challenged and grades changed by service type.

**For GCSE, 389,730 reviews were requested for summer 2025, a decrease of 11.5% from summer 2024**

Number of reviews, qualification grades challenged and changed by service type



**Table 7: Number of reviews requested, grades challenged and grades changed by service type for GCSE**

Type of review	Reviews requested, grades challenged and grades changed	2022	2023	2024	2025
Administrative error reviews	Reviews requested	4,345	3,775	3,985	3,130
Administrative error reviews	Grades challenged	1,615	1,240	1,215	1,145
Administrative error reviews	Grades changed	50	60	65	80

Reviews of marking (non-priority)	Reviews requested	328,350	406,365	433,165	383,265
Reviews of marking (non-priority)	Grades challenged	175,875	227,105	246,370	224,715
Reviews of marking (non-priority)	Grades changed	40,630	50,485	56,395	55,140
Reviews of marking (priority)	Reviews requested	1,320	1,920	2,525	2,735
Reviews of marking (priority)	Grades challenged	670	910	1,195	1,280
Reviews of marking (priority)	Grades changed	210	265	340	435
Reviews of moderation	Reviews requested	475	675	760	600
Reviews of moderation	Grades challenged	13,970	15,095	18,705	14,910
Reviews of moderation	Grades changed	2,295	2,280	2,910	2,740

Notes:

Grades can be challenged and changed as a result of review requests for multiple service types. To avoid these being counted more than once, these grades are not included in the charts and table 7.

The number of grades challenged and changed through reviews of moderation is higher than the number of reviews requested because one review usually involves multiple students. See [background notes](#) for more details.

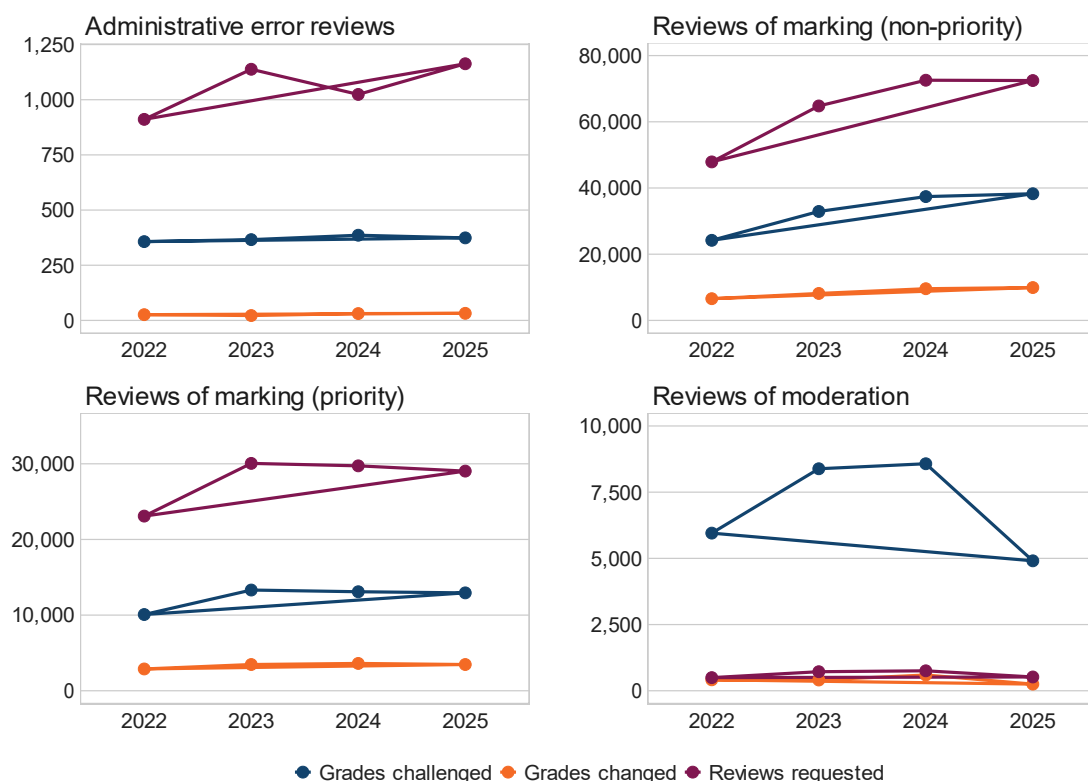
Underlying figures are reported in the [accompanying data tables](#).

## AS and A level

Table 8 and the accompanying chart show the number of AS and A level reviews requested, grades challenged and grades changed by service type.

**For AS and A level, 103,175 reviews were requested for summer 2025, a decrease of 0.9% from summer 2024**

Number of reviews, qualification grades challenged and changed by service type



**Table 8: Number of reviews requested, grades challenged and grades changed by service type for AS and A level**

Type of review	Reviews requested, grades challenged and grades changed	2022	2023	2024	2025
Administrative error reviews	Reviews requested	910	1,140	1,025	1,165
Administrative error reviews	Grades challenged	355	365	385	375
Administrative error reviews	Grades changed	25	20	30	30
Reviews of marking (non-priority)	Reviews requested	47,885	64,785	72,555	72,460
Reviews of marking (non-priority)	Grades challenged	24,190	32,915	37,400	38,265

Reviews of marking (non-priority)	Grades changed	6,560	8,140	9,575	9,920
Reviews of marking (priority)	Reviews requested	23,085	30,055	29,730	29,035
Reviews of marking (priority)	Grades challenged	10,075	13,315	13,090	12,940
Reviews of marking (priority)	Grades changed	2,885	3,470	3,615	3,470
Reviews of moderation	Reviews requested	495	720	755	520
Reviews of moderation	Grades challenged	5,955	8,385	8,575	4,905
Reviews of moderation	Grades changed	415	405	595	250

Notes:

Grades can be challenged and changed as a result of review requests for multiple service types. To avoid these being counted more than once, these grades are not included in the charts and table 8.

The number of grades challenged and changed through reviews of moderation is higher than the number of reviews requested because one review usually involves multiple students. See [background notes](#) for more details.

Underlying figures are reported in in the [accompanying data tables](#).

## Original grades challenged

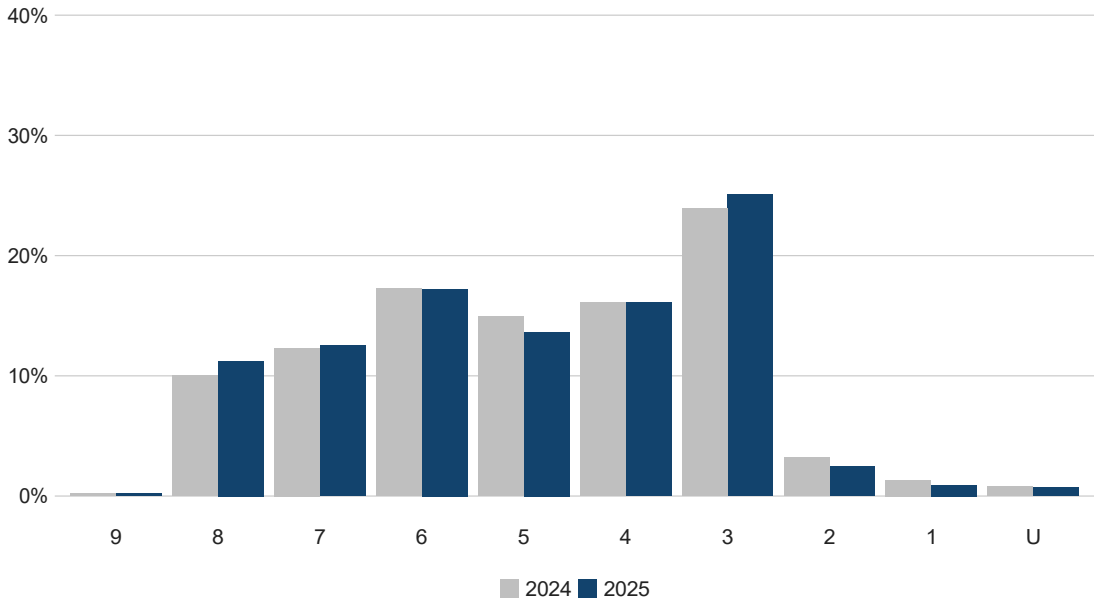
### GCSE

For GCSE, the most commonly challenged grade was a grade 3 (55,755 or 25.1% of all grades challenged). This is likely a reflection of the importance of attaining a grade 4 or above for progression to further study, training and skilled

employment.

**For GCSE, the most commonly challenged grade was grade 3**

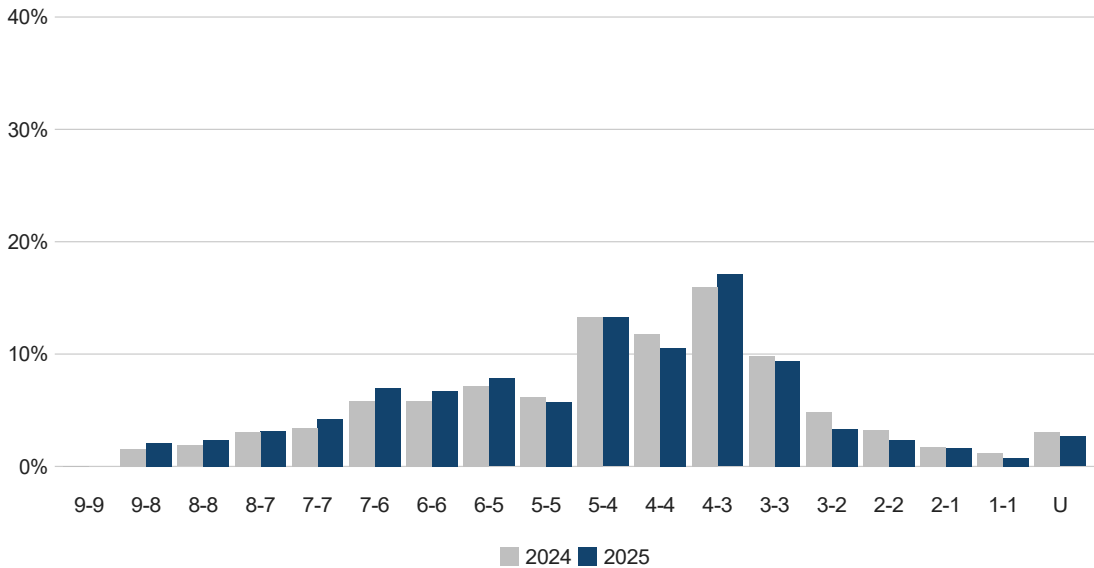
Distribution of original qualification grades among all grades challenged for summer 2025 and summer 2024



GCSE combined science has a 17-point grading scale from 9-9 to 1-1. The most commonly challenged grade was grade 4-3 (1,775 or 17.1% of all grades challenged), likely reflecting the importance of grade 4-4.

**For GCSE combined science, the most commonly challenged grade was a 4-3**

Distribution of original qualification grades among all grades challenged for summer 2025 and summer 2024

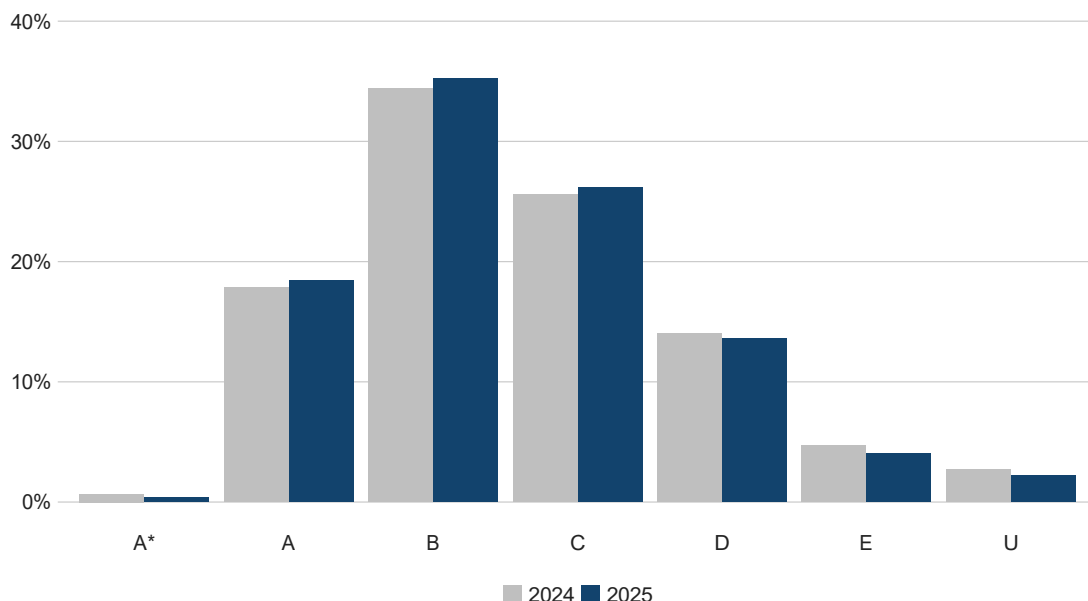


**AS and A level**

For AS and A level, the most commonly challenged grade was grade B (20,725 or 35.2% of all grades challenged).

### For AS and A level, the most commonly challenged grade was grade B

Distribution of original qualification grades among all grades challenged for summer 2025 and summer 2024



Underlying figures are reported in the [accompanying data tables](#).

## Grade changes following review

In some cases, mark changes for reviewed components can affect the overall grade, which leads to the grade being changed.

### GCSE

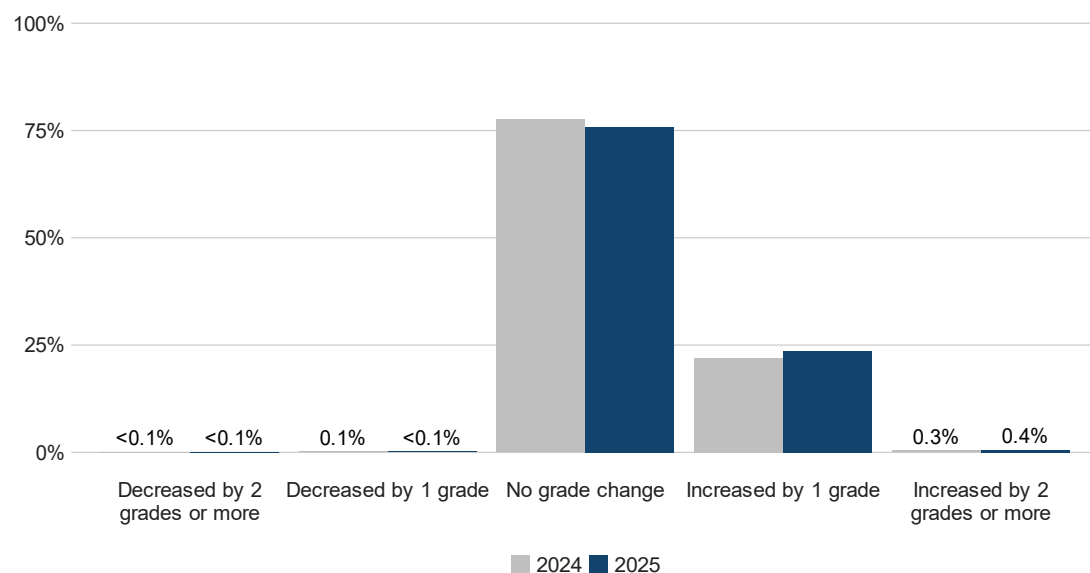
Of all GCSE grades awarded in summer 2025 (5,661,970), 4.3% were challenged and 1.0% were changed following reviews (compared with 4.7% challenged and 1.1% changed for summer 2024).

Following review, the majority of GCSE grades that were challenged were not changed (75.8%), 24.1% of challenged grades were increased, and less than 0.1% of challenged grades were decreased. When challenged grades were changed, they were most commonly changed by 1 grade (98.3% of changed grades).

To note at the point at which data was collected, some reviews were still in progress. For summer 2025, less than 0.1% of GCSE challenged grades had final grades still to be determined.

## For GCSE, the majority of challenged grades were not changed

Grade changes to GCSE challenged grades made following reviews for summer 2025 and summer 2024



**Table 9: Grade changes to GCSE challenged grades made following reviews**

Magnitude of grade change	Number of grades 2024	Percentage of grades 2024	Number of grades 2025	Percentage of grades 2025
Decreased by 2 grades or more	fewer than 5	less than 0.1%	5	less than 0.1%
Decreased by 1 grade	270	0.1%	225	less than 0.1%
No grade change	208,690	77.6%	184,250	75.8%
Increased by 1 grade	59,020	21.9%	57,535	23.7%
Increased by 2 grades or more	900	0.3%	965	0.4%

Underlying figures are reported in the [accompanying data tables](#).

## AS and A level

Of all AS and A level grades awarded in summer 2025 (864,810), 6.8% were challenged and 1.6% were changed following reviews (compared with 7.1%

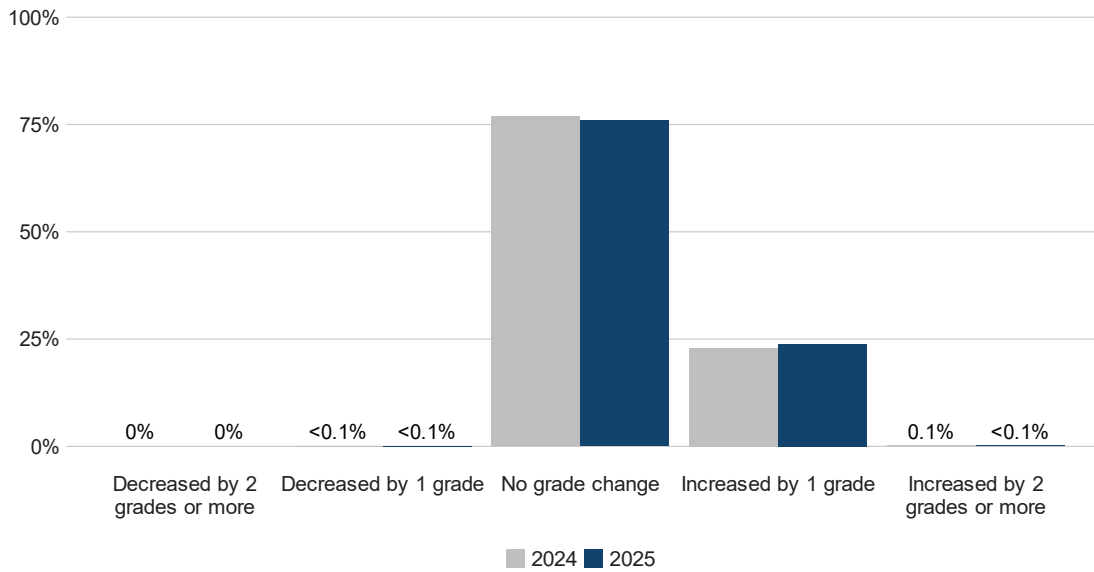
challenged and 1.6% changed for summer 2024).

Following review, the majority of AS and A level grades that were challenged were not changed (75.9%), 24.0% of challenged grades were increased and less than 0.1% of challenged grades were decreased. When grades were changed for AS and A level, they were most commonly changed by 1 grade (99.6% of changed grades).

To note, at the point at which data was collected, some reviews were still in progress. For summer 2025 less than 0.1% of AS and A level challenged grades had final grades still to be determined.

**For AS and A level, the majority of challenged grades were not changed**

Grade changes to AS and A level challenged grades made following reviews for summer 2025 and summer 2024



**Table 10: Grade changes to AS and A level challenged grades made following reviews**

Magnitude of grade change	Number of grades June 2024	Percentage of grades June 2024	Number of grades June 2025	Percentage of grades June 2025
Decreased by 2 grades or more	0	0.0%	0	0.0%
Decreased by 1 grade	30	less than 0.1%	20	less than 0.1%
No grade change	47,585	76.9%	44,675	75.9%
Increased by 1 grade	14,220	23.0%	14,075	23.9%



Increased by 2 grades or more	75	0.1%	55	less than 0.1%
-------------------------------------	----	------	----	----------------

Underlying figures are reported in the [accompanying data tables](#).

## Grade changes of 2 or more grades by subject

### GCSE

For GCSE, there were 970 changes of 2 or more grades which accounts for 1.7% of all GCSE grades changed for summer 2025. English literature and English (two subjects with some of the [largest entry numbers](#)) accounted for the highest number of changes of 2 or more grades.

Table 11 shows the number of GCSE grade changes of 2 or more grades by subject for summer 2025.

**Table 11: Number of GCSE grade changes of 2 or more grades following reviews by subject for summer 2025**

Subject	Number of grade changes of 2 or more grades
English literature	315
English language	295
Art and design subjects	205
Combined science	40
Drama	35
Religious studies	20
Business studies	10
History	10
French	10
Spanish	5

## AS and A level

For AS and A level, there were 55 changes of 2 or more grades which accounts for 0.4% of all AS and A level grades changed for summer 2025. English literature and art & design subjects accounted for the highest number of changes of 2 or more grades.

Table 12 shows the number of AS and A level grade changes of 2 or more grades by subject for summer 2025.

**Table 12: Number of AS and A level grade changes of 2 or more grades following reviews by subject for summer 2025**

Subject	Number of grade changes of 2 or more grades
English literature	20
Art & design subjects	20
History	fewer than 5
Media / film / tv studies	fewer than 5
Political studies	fewer than 5
Sociology	fewer than 5
Economics	fewer than 5
English language & literature	fewer than 5
Performing / expressive arts	fewer than 5
Psychology	fewer than 5
All other subjects	fewer than 5

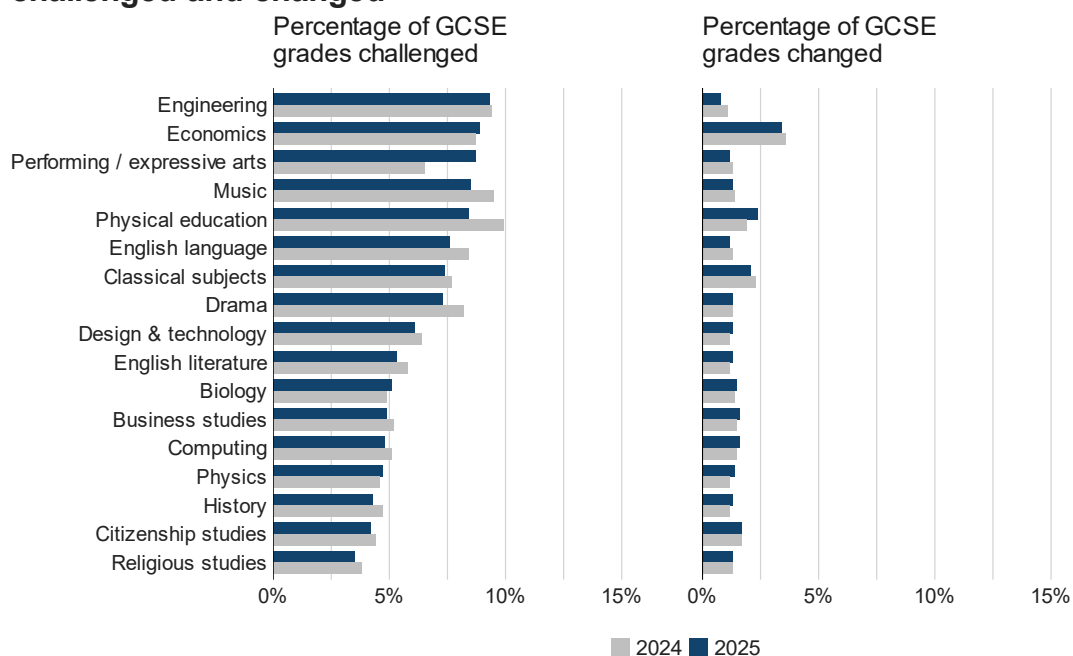
## Subjects with the highest percentage of grades challenged and changed

## GCSE

For summer 2025, the percentage of all GCSE grades that were challenged varied by subject between 1.4% and 9.3% and the percentage of all grades that were changed following reviews varied by subject between 0.3% and 3.4%.

For summer 2025, the GCSE subject with the highest percentage of grades challenged was engineering (9.3%) and the subject with the highest percentage of all grades changed was economics (3.4%). For comparison, for summer 2024 the subject with the highest percentage of grades challenged was physical education (9.9%) and the subject with the highest percentage of all grades changed was also economics (3.6%).

### GCSE subjects with the highest percentage of all grades challenged and changed



**Table 13: GCSE subjects with the highest percentage of all grades challenged and changed**

Subject	Percentage of GCSE grades challenged in 2024	Percentage of GCSE grades challenged in 2025	Percentage of GCSE grades changed in 2024	Percentage of GCSE grades changed in 2025
Engineering	9.4%	9.3%	1.1%	0.8%
Economics	8.7%	8.9%	3.6%	3.4%
Performing / expressive arts	6.5%	8.7%	1.3%	1.2%

Music	9.5%	8.5%	1.4%	1.3%
Physical education	9.9%	8.4%	1.9%	2.4%
English language	8.4%	7.6%	1.3%	1.2%
Classical subjects	7.7%	7.4%	2.3%	2.1%
Drama	8.2%	7.3%	1.3%	1.3%
Design & technology	6.4%	6.1%	1.2%	1.3%
English literature	5.8%	5.3%	1.2%	1.3%
Biology	4.9%	5.1%	1.4%	1.5%
Business studies	5.2%	4.9%	1.5%	1.6%
Computing	5.1%	4.8%	1.5%	1.6%
Physics	4.6%	4.7%	1.2%	1.4%
History	4.7%	4.3%	1.2%	1.3%
Citizenship studies	4.4%	4.2%	1.7%	1.7%
Religious studies	3.8%	3.5%	1.3%	1.3%

Notes:

The above chart and table 13 show the 10 subjects with the highest percentage of grades challenged and the 10 subjects with the highest percentage of grades changed. Because those are not the same 10 subjects, the chart and table show more than 10 subjects.

Figures for all subjects are reported in the [accompanying data tables](#).

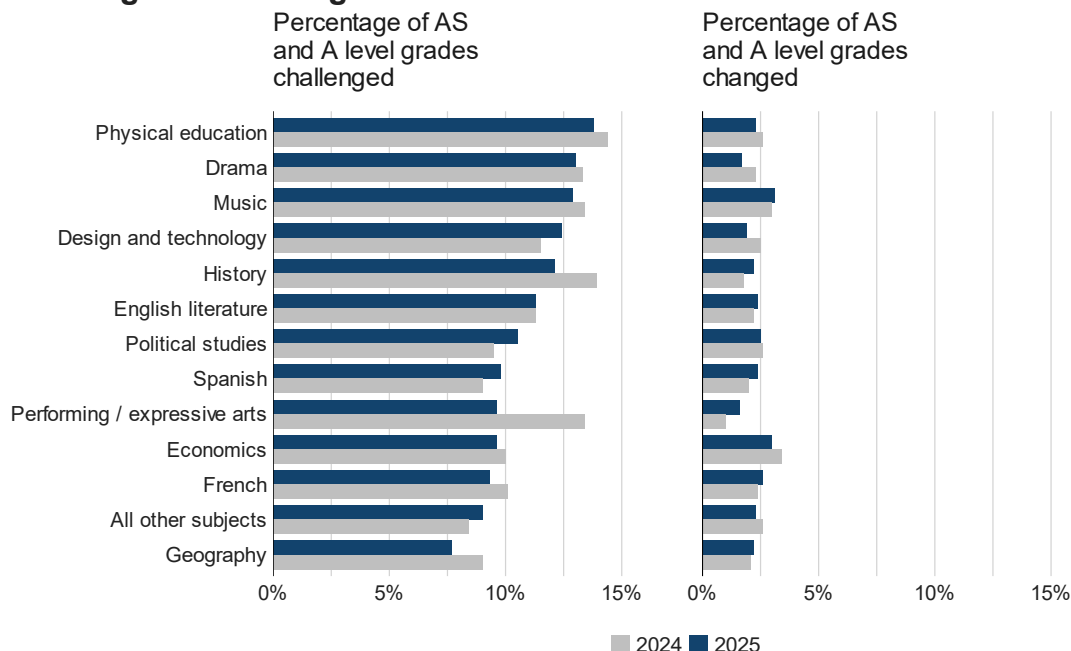
## AS and A level

For summer 2025, the percentage of AS and A level grades that were challenged

following reviews varied by subject between 2.9% and 13.8% and the percentage of grades that were changed following reviews varied by subject between 0.5% and 3.1%.

For summer 2025, the AS and A level subject with the highest percentage of grades challenged was physical education (13.8%) and the subject with the highest percentage of grades changed was music (3.1%). For comparison, for summer 2024 the subject with the highest percentage of grades challenged was also physical education (14.4%) and the subject with the highest percentage of grades changed was economics (3.4%).

### AS and A level subjects with the highest percentage of grades challenged and changed



**Table 14: AS and A level subjects with the highest percentage of grades challenged and changed**

Subject	Percentage of AS and A level grades challenged in 2024	Percentage of AS and A level grades challenged in 2025	Percentage of AS and A level grades changed in 2024	Percentage of AS and A level grades changed in 2025
Physical education	14.4%	13.8%	2.6%	2.3%
Drama	13.3%	13.0%	2.3%	1.7%
Music	13.4%	12.9%	3.0%	3.1%
Design and technology	11.5%	12.4%	2.5%	1.9%

History	13.9%	12.1%	1.8%	2.2%
English literature	11.3%	11.3%	2.2%	2.4%
Political studies	9.5%	10.5%	2.6%	2.5%
Spanish	9.0%	9.8%	2.0%	2.4%
Economics	10.0%	9.6%	3.4%	3.0%
Performing / expressive arts	13.4%	9.6%	1.0%	1.6%
French	10.1%	9.3%	2.4%	2.6%
Geography	9.0%	7.7%	2.1%	2.2%

Notes:

The above chart and table 14 show the 10 subjects with the highest percentage of grades challenged and the 10 subjects with the highest percentage of grades changed. Because those are not the same 10 subjects, the chart and table show more than 10 subjects.

Figures for all subjects are reported in the [accompanying data tables](#).

## Students with grades challenged and grades changed

Students taking GCSEs, AS and A levels typically take multiple subjects and receive multiple grades. This section shows the number of students who had one or more of their grades challenged due to a review being requested for at least one component associated with each grade.

Exam boards only accept review requests through schools and colleges, and not from students directly.

### GCSE

Of the 1,019,010 students who received results for GCSEs in summer 2025,

17.0% had one or more of their grades challenged and 5.2% had one or more grades changed (compared with 19.1% with grades challenged and 5.5% with grades changed for summer 2024).

Table 15 shows the number of students who had one or more GCSE grades challenged and changed.

**Table 15: Students with grades challenged and grades changed following reviews for GCSE**

<b>Exam Series</b>	<b>Number of all students receiving results</b>	<b>Number of students with one or more grades challenged</b>	<b>Percentage of all students with one or more grades challenged</b>	<b>Number of students with one or more grades changed</b>	<b>Percentage of all students with one or more grades changed</b>
June 2025	1,019,010	172,995	17.0	53,290	5.2
June 2024	989,880	188,855	19.1	54,790	5.5

## AS and A level

Of the 336,045 students who received results for AS and A levels in summer 2025, 14.8% had one or more grades challenged and 4.0% had one or more grades changed (compared with 15.4% with grades challenged and 4.1% with grades changed for summer 2024).

Table 16 shows the number of students who had one or more AS and A level grades challenged and changed.

**Table 16: Students with grades challenged and grades changed following reviews for AS and A level**

<b>Exam Series</b>	<b>Number of all students receiving results</b>	<b>Number of students with one or more grades challenged</b>	<b>Percentage of all students with one or more grades challenged</b>	<b>Number of students with one or more grades changed</b>	<b>Percentage of all students with one or more grades changed</b>
June 2025	336,045	49,865	14.8	13,615	4.0

June 2024	338,840	52,255	15.4	13,750	4.1
-----------	---------	--------	------	--------	-----

## Average review response times

In this section, the average time taken in days to respond to reviews is presented by service type. The exam boards collectively decide their own deadlines for completing reviews and reporting the outcome, outlined in the [Joint Council for Qualifications guidelines](#). These are:

- 10 days for an administrative error review
- 20 days for a review of marking (non-priority) review
- 15 days for a review of marking (priority) review
- 35 days for a review of moderation

For summer 2025, 99.9% of GCSE reviews and 99.9% of AS and A level reviews were completed within these deadlines.

**Table 17: Average time taken to complete review in days**

Type of review	GCSE June 2024: Average time taken to complete review in days	GCSE June 2025: Average time taken to complete review in days	AS and A level June 2024: Average time taken to complete review in days	AS and A level June 2025: Average time taken to complete review in days
Administrative error reviews	1.2	0.7	1.3	1.2
Reviews of marking (non-priority)	7.3	6.3	4.5	4.5
Reviews of marking (priority)	2.2	2.5	3.7	3.5
Reviews of moderation	21.3	20.6	17.8	17.3



# Contextual information

Please note that the figures reported in this release reflect the status of reviews at the data cut-off date: 10 November 2025. A small number of reviews were still outstanding at that point. These are included in figures where possible (for example, in the number of reviews requested and grades challenged). They are not, however, included in figures pertaining to grade or mark changes as the resulting mark or grade is not yet known.

Subjects are grouped using the subject groupings established by the Joint Council for Qualifications (JCQ).

AS and A level reviews are presented together in this report, but caution should be taken in making comparisons across time as the number of AS entries has declined considerably compared with earlier years.

To ensure confidentiality, the accompanying data in this release has been rounded in line with [Ofqual's rounding policy](#).

Further information is provided in the [background notes](#) accompanying this report.

Head of profession: Ben Cuff

[↑ Back to top](#)

---

## Help us improve GOV.UK

To help us improve GOV.UK, we'd like to know more about your visit today. [Please fill in this survey \(opens in a new tab\)](#).



### Services and information

---

[Benefits](#)

[Births, death, marriages and care](#)

### Government activity

---

[Departments](#)

[News](#)

[Business and self-employed](#)

[Childcare and parenting](#)

[Citizenship and living in the UK](#)

[Crime, justice and the law](#)

[Disabled people](#)

[Driving and transport](#)

[Education and learning](#)

[Employing people](#)

[Environment and countryside](#)

[Housing and local services](#)

[Money and tax](#)

[Passports, travel and living abroad](#)

[Visas and immigration](#)

[Working, jobs and pensions](#)

[Guidance and regulation](#)

[Research and statistics](#)

[Policy papers and consultations](#)

[Transparency](#)

[How government works](#)

[Get involved](#)

---

[Help](#) [Privacy](#) [Cookies](#) [Accessibility statement](#) [Contact](#) [Terms and conditions](#)

[Rhestr o Wasanaethau Cymraeg](#) [Government Digital Service](#)

**OGL** All content is available under the [Open Government Licence v3.0](#), except where otherwise stated



[© Crown copyright](#)