



Official Statistics

Appeals for GCSE, AS, A level and Project qualifications: 2024 to 2025 academic year

Published 2 April 2026

Applies to England

[Contents](#)

[Key headlines](#)

[Provide your feedback](#)

[The number of appeals received by exam series](#)

[Total number of appeals received, upheld and associated with at least one grade change](#)

[Preliminary appeals and appeal hearings](#)

[Grounds for appeals](#)

[Raw mark changes for upheld appeals](#)

[Grades challenged and changed](#)

[Pre-appeal grades challenged](#)

[Grade changes for upheld appeals](#)

[Students with grades challenged and grades changed](#)

[Appeals completion within target timescales](#)

[Project qualifications](#)

[Contextual information](#)

This report presents figures for the number of appeals made during the 2024 to 2025 academic year in England for GCSE, AS, A level, and Project qualifications. It also gives information on the number of qualification grades challenged and changed due to those appeals. The report covers all the opportunities to enter for the qualifications during the academic year, including:

- November 2024 and June 2025 for GCSE qualifications
- June 2025 for AS and A level qualifications
- November 2024, January 2025 and June 2025 for Project qualifications

For all GCSE, AS, A level, and Project qualifications appeals could be submitted if a school or college was dissatisfied with the result of a review of marking, review of moderation, a malpractice decision, or the outcome of a reasonable adjustment or special consideration request. Appeals are made at the component level and, if related to the same issue, can cover more than one student. The [Joint Council for Qualifications \(JCQ\) guide](#) to the awarding organisations' appeals process describes 2 steps for appeals:

1. Preliminary appeal ('stage 1' appeal): a review by a senior awarding organisation member who has not previously been involved with the particular case.
2. Appeal hearing ('stage 2' appeal): applicants and awarding organisation present their respective cases to the panel of 3 or more members, one of whom must be independent of the awarding organisation.

An appeal about a student's grade could be made on multiple grounds. Appeals that were made on multiple grounds for the same component are counted as one appeal received.

This report presents comparisons with data from 2021 to 2022, 2022 to 2023, 2023 to 2024 and 2024 to 2025 academic years. Please note that while the same appeals process was in place between these years, comparisons with the 2021 to 2022 academic year should be treated with caution due to the [differences in the grading standard applied in summer 2022 as well as the additional autumn 2021 exam series](#).

Changes in overall number of results may affect the overall number of appeals and grades challenged in each academic year. In the 2024 to 2025 academic year, there

was a decrease of 0.1% in the total number of results issued for GCSE, AS, A level and there was an increase of 4.0% in the number of certificates issued for Project qualifications compared with the previous year.

Note that throughout this release 'results issued', 'grades challenged' and 'grades changed' refers to passing grades, Unclassified (U) as well as outcomes representing the absence of a result (Q, X) as these may still have had appealed components, this differs from the figures reported in some other statistical releases. The number of certificates issued for Project qualifications only includes students who were awarded a certificating grade, and does not include unclassified or not awarded results as this data is not available. More information on the respective measures of results issued, and how this differs from other statistical releases can be found in the [background notes accompanying this report](#).

To ensure confidentiality, the data in this report has been rounded in line with [Ofqual's rounding policy](#) for statistical publications. Further information on this release is available in the background notes and the [data tables accompanying this report](#).

Key headlines

Appeals for GCSE, AS, A level and Project qualifications: 2024 to 2025 academic year

Of the 6.7 million results issued for GCSE, AS and A level...

0.03% of all GCSE, AS and A level grades were challenged at appeal

2,170 grades challenged

down 18.3% from 2,655 grades in previous academic year

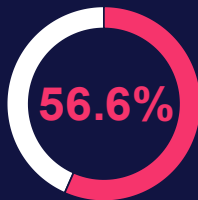
0.01% of all GCSE, AS and A level grades were changed at appeal

720 grades changed

down 3.7% from 745 grades in previous academic year

Of all 1,930 appeals received for GCSE, AS and A level...

Appeals upheld



up from 54.2% in previous academic year

Most common ground for appeal

Review of marking - marking error

74.7% of GCSE, AS and A level appeals

The key headlines regarding appeals made for GCSE, AS, A level, and Project qualifications for the 2024 to 2025 academic year in England were:

1. 2,170 (0.03%) of the 6.7 million results issued for GCSE, AS and A level were challenged at appeal, a decrease of 18.3% compared with the 2023 to 2024 academic year when there were 2,655 grades challenged.
2. 720 (0.01%) of the 6.7 million results issued for GCSE, AS and A level were changed as part of an upheld appeal, a decrease of 3.7% compared with the 2023 to 2024 academic year when there were 745 grades changed.
3. Of the 1.2 million students who received results for GCSEs in 2024 to 2025, less than 0.1% had one or more of their grades challenged and 0.04% had one or more grades changed. This is the same as in the 2023 to 2024 academic year.
4. Of the 337,820 students who received results for AS and A levels in 2024 to 2025, 0.3% had one or more of their grades challenged and 0.07% had one or more grades changed. This is the same as in the 2023 to 2024 academic year.
5. The number of appeals received for GCSE, AS and A levels in the 2024 to 2025 academic year was 1,930. Of these appeals 1,095 (56.6%) were upheld. As explained earlier, one appeal may cover more than one grade.
6. The most common ground for which appeals were received in the 2024 to 2025

academic year for GCSE, AS and A levels was 'review of marking - marking error'.

7. For Project qualifications, 15 appeals were received in the 2024 to 2025 academic year, 5 of which were upheld. Out of the 280 grades challenged for Projects, 45 were changed. As explained earlier, one appeal may cover more than one grade.
8. For GCSE, AS, A level and Project qualifications, 70.2% of upheld appeals were associated with a qualification grade change in the 2024 to 2025 academic year.

Provide your feedback

We welcome your feedback on our publications. If you have any comments on this statistical release, or how to improve it to meet your needs, please complete our [short survey](#) or data.analytics@ofqual.gov.uk.

The number of appeals received by exam series

This section looks at the number of appeals received for each exam series across the academic year. Different qualification types have different assessment opportunities. GCSE has November and June series, AS and A level has June only and Project qualifications have November, January and June.

The majority of appeals in the 2024 to 2025 academic year were received for the summer exam series

Figure 1: Number of appeals received in the 2024 to 2025 academic year by exam series for GCSE, AS and A level and Project qualifications

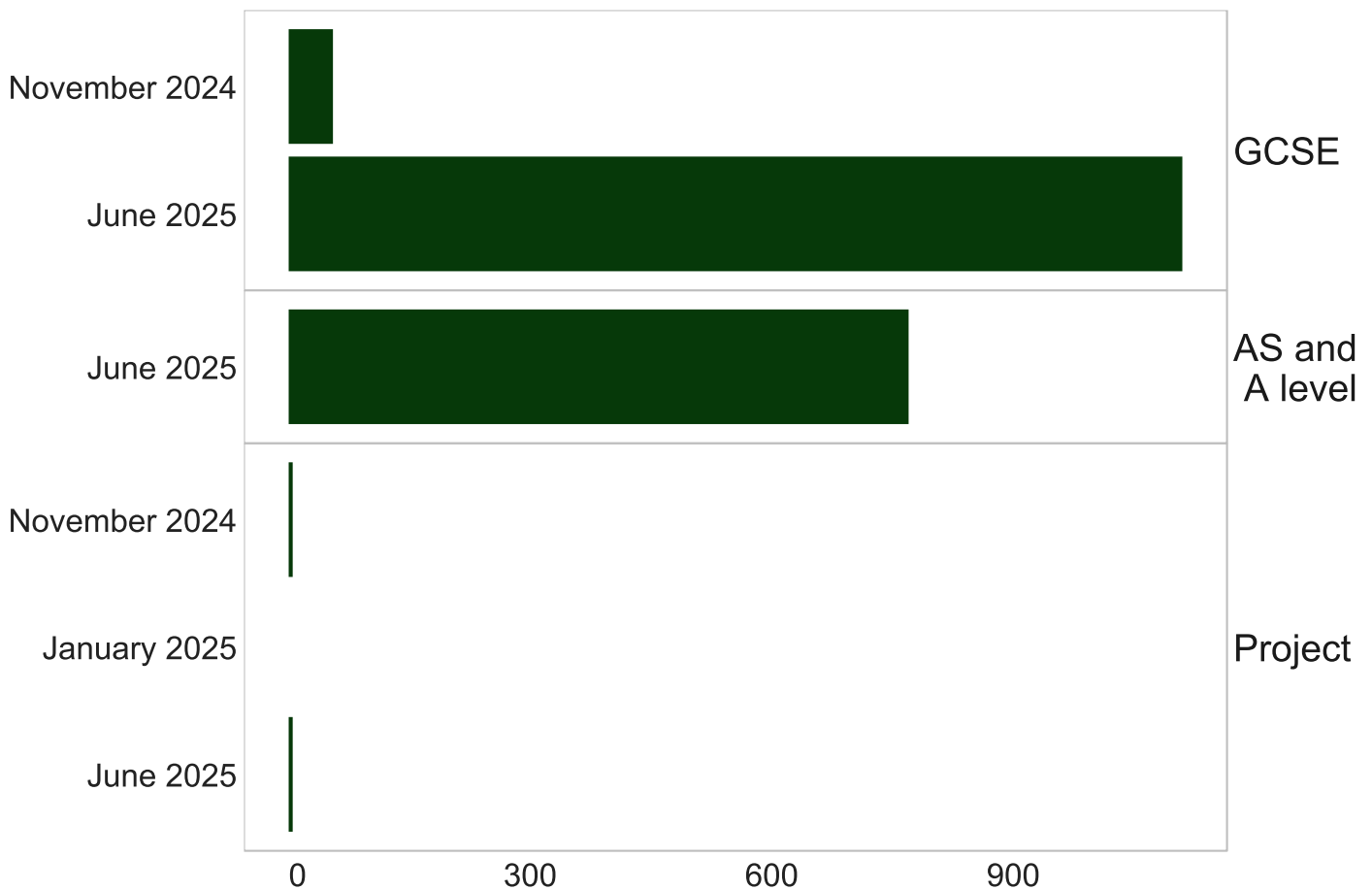


Table 1: Number of appeals received in the 2024 to 2025 academic year by exam series for GCSE, AS and A level and Project qualifications

Qualification	November 2024	January 2025	June 2025
GCSE	55	No assessments	1,110
AS and A level	No assessments	No assessments	770
Project	5	0	5

Note: Due to the small number of appeals, details of Project qualification appeals are reported in a separate section from GCSE, AS, and A levels below.

Total number of appeals received, upheld and associated with at least one grade change

This section covers the total number of appeals received, how many were upheld, and how many upheld appeals were associated with at least one grade change, for GCSE and AS and A level.

An appeal may be submitted by a school or college, or private candidate, if they:

- are dissatisfied with the result of a review of marking or moderation
- wish to contest the outcome of a reasonable adjustment or special consideration request
- wish to contest a malpractice decision

The appeal may be upheld at either the preliminary appeal or appeal hearing stage, and this may lead to a change in one or more of the qualification grades challenged. Note that an increase or decrease in appeals received may not be reflected in the number of grades challenged or changed. See the 'Grades challenged and changed' section for more detail.

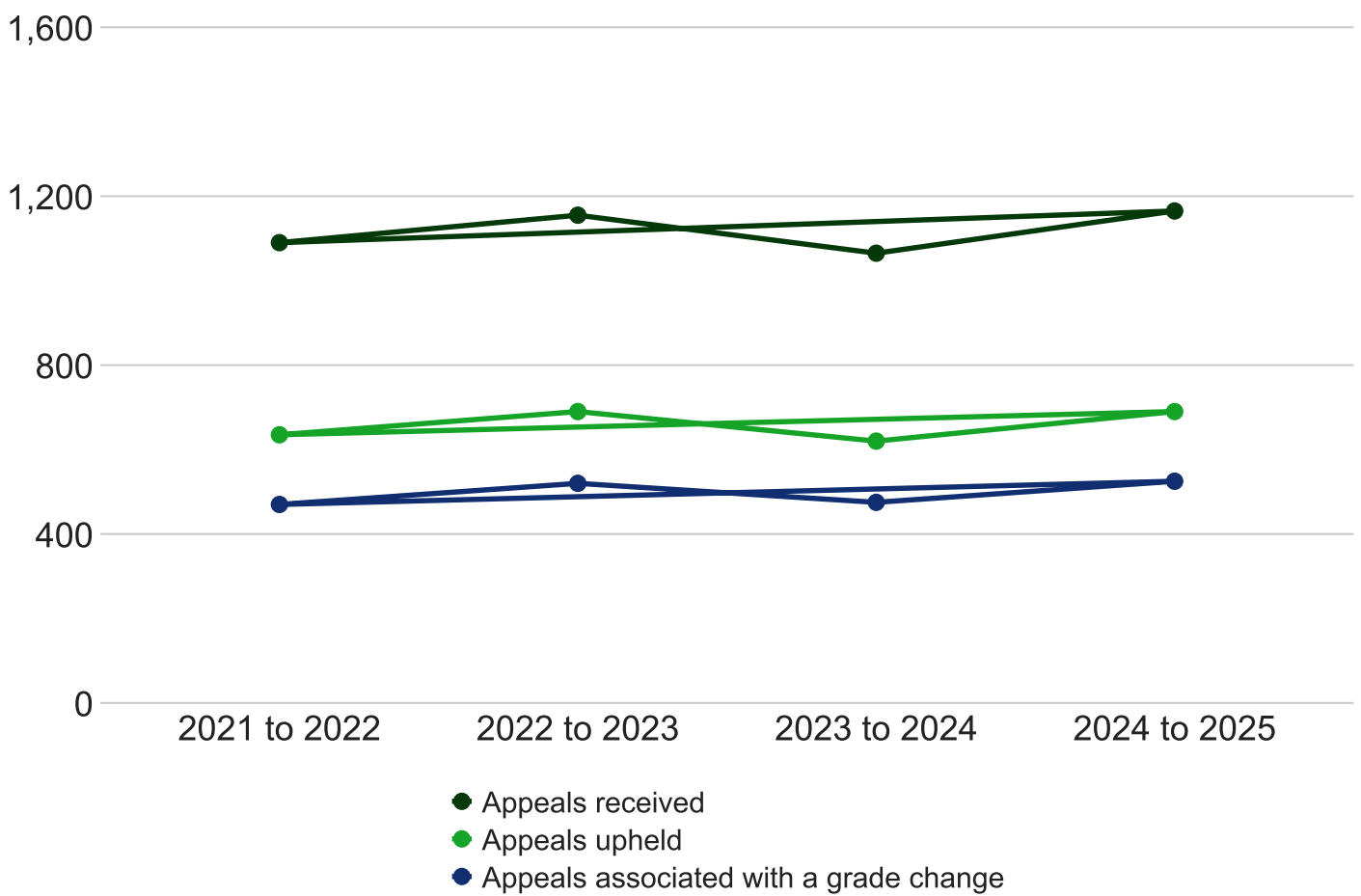
The data tables and charts in this report contain combined figures on all grounds of appeals received by all awarding organisations. Further breakdowns are given in the [data tables accompanying this report](#).

GCSE

The number of GCSE appeals received increased from 1,065 in the 2023 to 2024 academic year to 1,165 in the 2024 to 2025 academic year. The number of appeals upheld increased from 620 in 2023 to 2024, to 690 in 2024 to 2025, and the number of upheld appeals associated with at least one grade change increased from 475 in 2023 to 2024, to 525 in 2024 to 2025. Despite these changes, overall, the number of appeals received, appeals upheld and appeals associated with at least one grade change for GCSE in the 2024 to 2025 academic year has remained broadly in line with previous years.

Slightly more GCSE appeals were received this academic year compared with the previous academic year

Figure 2: The number of appeals received, appeals upheld and appeals associated with at least one grade change for GCSE from the 2021 to 2022 academic year to the 2024 to 2025 academic year



In the 2024 to 2025 academic year, the percentage of GCSE appeals that were upheld, as a proportion of GCSE appeals submitted (59.2%), has remained broadly in line with levels reported in 2023 to 2024 (58.0%).

The percentage of GCSE appeals that were upheld remained broadly in line with the previous academic year

Figure 3: Percentage of GCSE appeals upheld from the 2021 to 2022 academic year to the 2024 to 2025 academic year

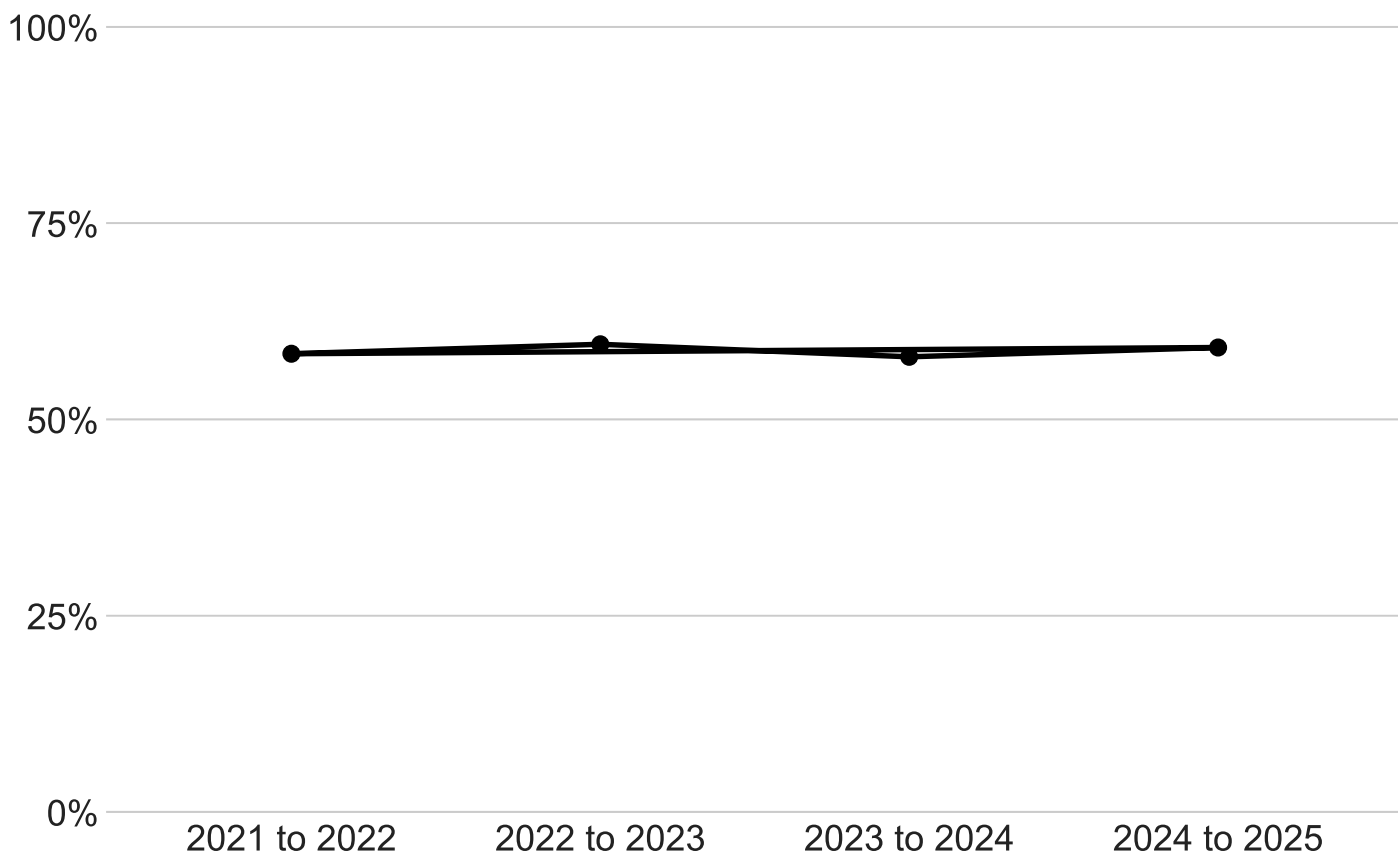


Table 2: The number of appeals received, appeals upheld, and appeals associated with at least one grade change for GCSE from the 2021 to 2022 academic year to the 2024 to 2025 academic year

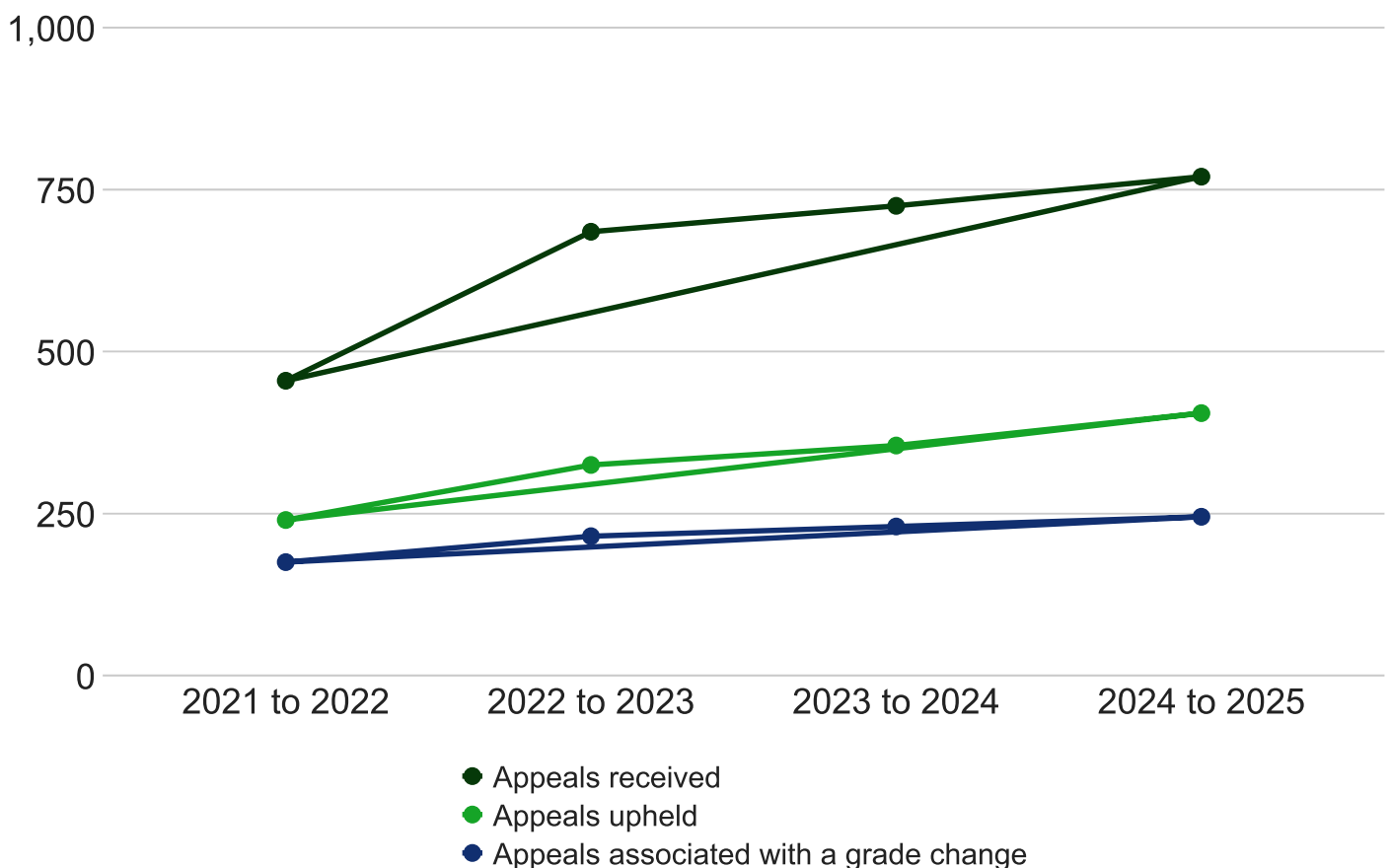
Value	2021 to 2022	2022 to 2023	2023 to 2024	2024 to 2025
Appeals received	1,090	1,155	1,065	1,165
Appeals upheld	635	690	620	690
Percentage of appeals upheld	58.4%	59.6%	58.0%	59.2%
Appeals associated with at least one grade change	470	520	475	525
Percentage of upheld appeals associated with at least one grade change	74.2%	75.3%	77.2%	76.2%

AS and A level

The number of AS and A level appeals received increased from 725 in the 2023 to 2024 academic year to 770 in the 2024 to 2025 academic year. The number of appeals upheld increased from 355 in the 2023 to 2024 academic year, to 405 in the 2024 to 2025 academic year, and the number of upheld appeals associated with at least one grade change increased from 230 in the 2023 to 2024 academic year, to 245 in the 2024 to 2025 academic year.

Slightly more AS and A level appeals were received this academic year compared with the previous academic year

Figure 4: The number of appeals received, appeals upheld and appeals associated with at least one grade change for AS and A level from the 2021 to 2022 academic year to the 2024 to 2025 academic year



In the 2024 to 2025 academic year, the percentage of AS and A level appeals that were upheld, as a proportion of AS and A level appeals submitted (52.8%), has increased compared with levels reported in 2023 to 2024 (48.6%).

The percentage of AS and A level appeals that were upheld slightly

increased compared with the previous academic year

Figure 5: Percentage of AS and A level appeals upheld from the 2021 to 2022 academic year to the 2024 to 2025 academic year

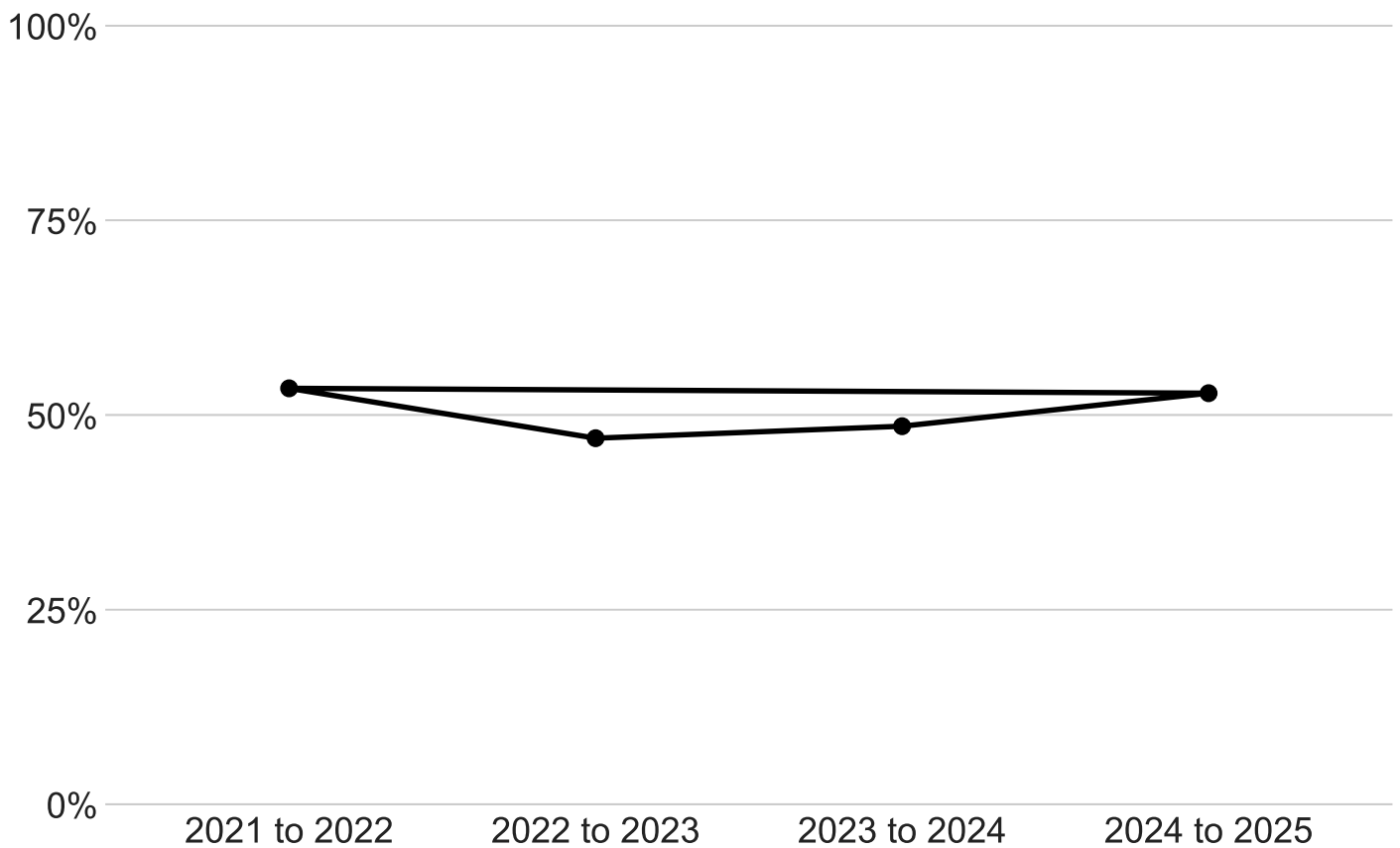


Table 3: The number of appeals received, appeals upheld, and appeals associated with at least one grade change for AS and A level from the 2021 to 2022 academic year to the 2024 to 2025 academic year

Value	2021 to 2022	2022 to 2023	2023 to 2024	2024 to 2025
Appeals received	455	685	725	770
Appeals upheld	240	325	355	405
Percentage of appeals upheld	53.4%	47.0%	48.6%	52.8%
Appeals associated with at least one grade change	175	215	230	245
Percentage of upheld appeals associated with at least one grade change	71.5%	65.9%	65.7%	59.9%

Preliminary appeals and appeal hearings

The appeals process, as set out in JCQ regulations, consists of 2 stages:

1. Preliminary appeals ('stage 1' appeal): a review by a senior awarding organisation member who has not been previously involved in the individual case. As a result of a preliminary appeal, the case is either upheld or not upheld
2. Appeal hearings ('stage 2' appeal): when the applicant and awarding organisation present their cases to the panel. An applicant may decide to progress to an appeal hearing if they are dissatisfied with the result of the preliminary appeal. As a result of an appeal hearing, the case is either upheld or not upheld.

An appeal panel consists of 3 or more members, at least one of which is independent from the awarding organisation (meaning they have not been an employee, examiner, committee or board member of the awarding organisation in the previous 5 years).

If a school or college, or private candidate, is still dissatisfied with the outcome following an appeal, they can apply to Ofqual's [Examination Procedures Review Service \(EPRS\)](#) within 21 days of receiving the appeal outcome from the awarding organisation.

This section looks at how appeals were distributed across the two stages of the appeals process, preliminary appeals and appeal hearings, and how many at each stage were associated with at least one grade change.

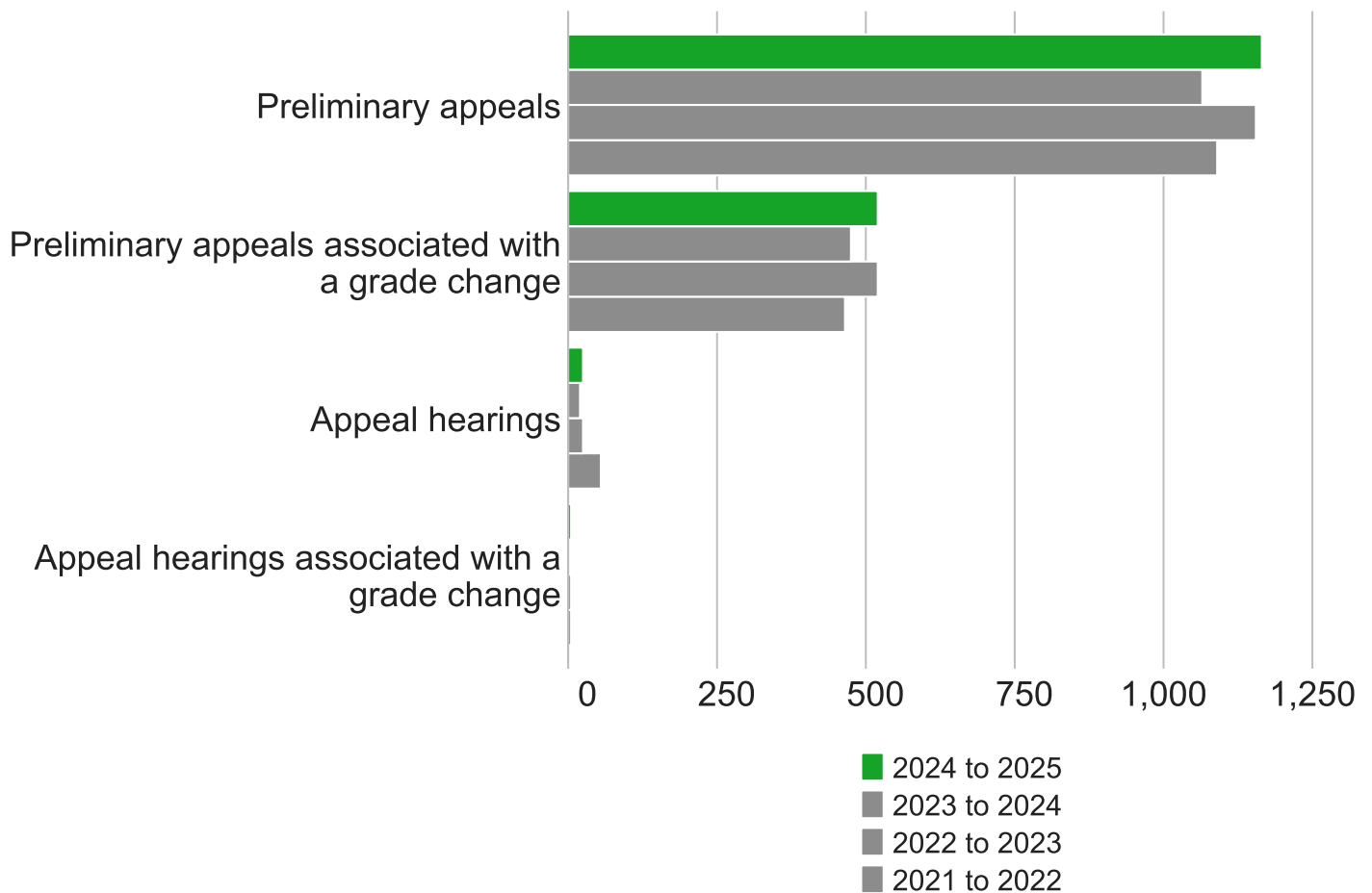
GCSE

In the 2024 to 2025 academic year, for GCSE, 520 preliminary appeals were associated with at least one grade change (45.0% of all preliminary appeals, compared with 45.0% in the 2023 to 2024 academic year). There were fewer than 5 appeal hearings that were associated with at least one grade change (compared with no appeal hearings in the 2023 to 2024 academic year).

For GCSE, 520 preliminary appeals and fewer than 5 appeal hearings led to grade changes

Figure 6: Total number of appeals and number of appeals associated with at

least one grade change by appeal stage and academic year



Note: For all figures like this in the report the highlighted bar shows the current year; other bars show previous years for context, presented in the same order as the legend.

Table 4: Total number of appeals and number of appeals associated with at least one grade change by appeal stage and academic year

Value	2021 to 2022	2022 to 2023	2023 to 2024	2024 to 2025
Number of preliminary appeals	1,090	1,155	1,065	1,165
Number of appeal hearings	55	25	20	25
Percentage of preliminary appeals leading to appeal hearings	5.1%	2.2%	2.0%	2.1%
Preliminary appeals associated with at least one grade change	465	520	475	520
Appeal hearings associated with at least one grade change	5	Fewer than 5	0	Fewer than 5

Note: At the time when data was reported to Ofqual, there were no GCSE appeals where the outcome of the appeal was still pending the outcome from the [Examinations Procedure Review Service \(EPRS\)](#).

AS and A level

In the 2024 to 2025 academic year, for AS and A levels, 240 preliminary appeals were associated with at least one grade change (31.3% of all preliminary appeals, compared with 31.8% in the 2023 to 2024 academic year) and fewer than 5 appeal hearings were associated with at least one grade change (the same as in the 2023 to 2024 academic year).

For AS and A level, 240 preliminary appeals and fewer than 5 appeal hearings led to grade changes

Figure 7: Total number of appeals and number of appeals associated with at least one grade change by appeal stage and academic year

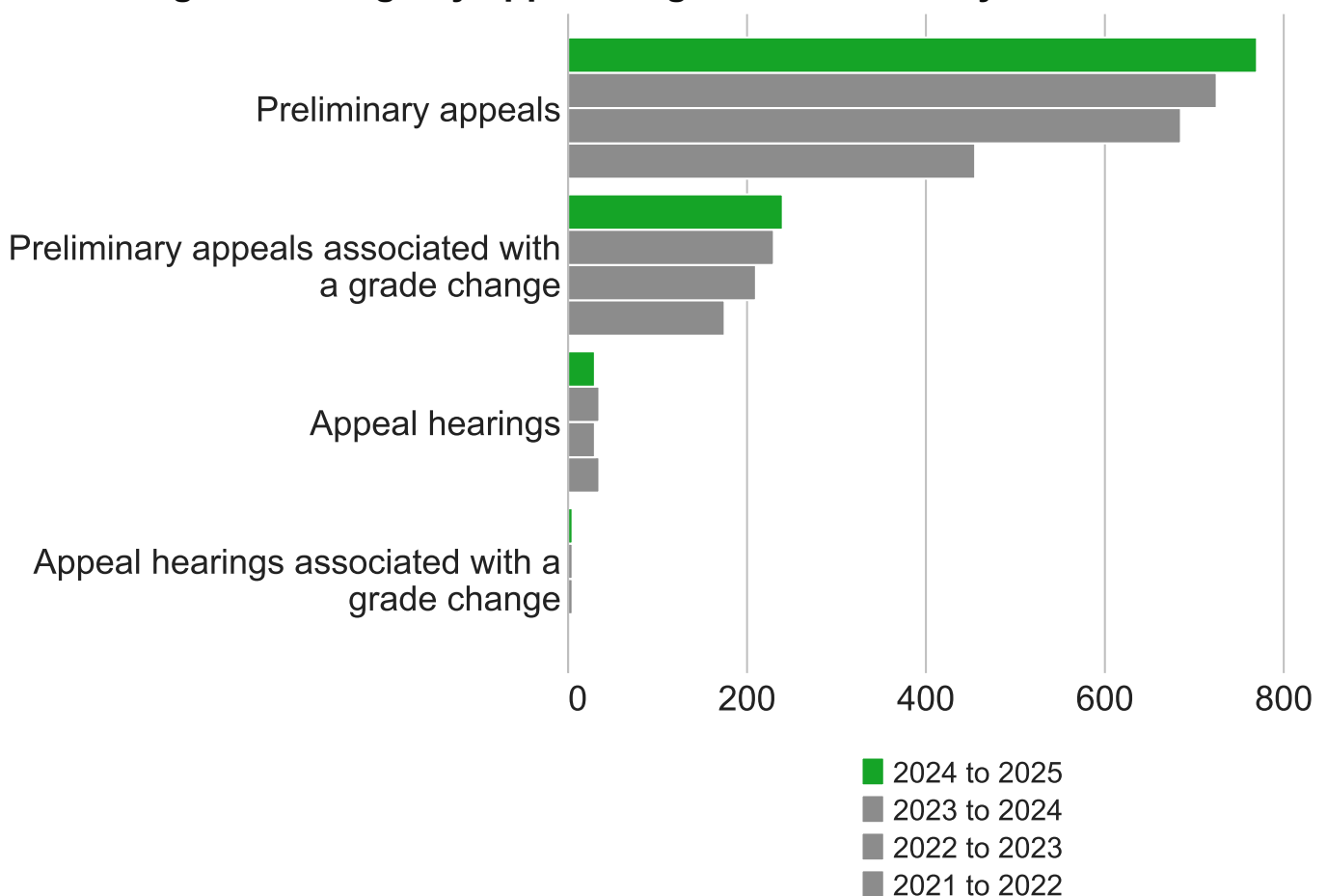


Table 5: Total number of appeals and number of appeals associated with at least one grade change by appeal stage and academic year

Value	2021 to	2022 to	2023 to	2024 to
-------	---------	---------	---------	---------

	2022	2023	2024	2025
Number of preliminary appeals	455	685	725	770
Number of appeal hearings	35	30	35	30
Percentage of preliminary appeals leading to appeal hearings	7.3%	4.1%	4.7%	4.0%
Preliminary appeals associated with at least one grade change	175	210	230	240
Appeal hearings associated with at least one grade change	0	Fewer than 5	Fewer than 5	Fewer than 5

At the time when data was reported to Ofqual, there were fewer than 5 AS and A level appeals where the outcome of the appeal was still pending the outcome from the [Examinations Procedure Review Service \(EPRS\)](#).

Grounds for appeals

Appeals can be made to contest the result of a review of marking or moderation, or to contest a malpractice decision or a decision on reasonable adjustments or special consideration. This section breaks down appeals by the ground on which they were submitted.

An appeal about a student's grade can be made on multiple grounds. In this section each ground for appeal is counted separately. This means the total number of appeals in this section will not match the total number of appeals reported elsewhere in this release.

GCSE

In the 2024 to 2025 academic year, 'review of marking - marking error' was the most common ground for GCSE appeals with 845 appeals received. This was an increase compared with the 2023 to 2024 academic year when there were 820 appeals received on that ground.

The most common ground for GCSE appeals was ‘review of marking - marking error’

Figure 8: Number of GCSE appeals received by ground for appeal and academic year

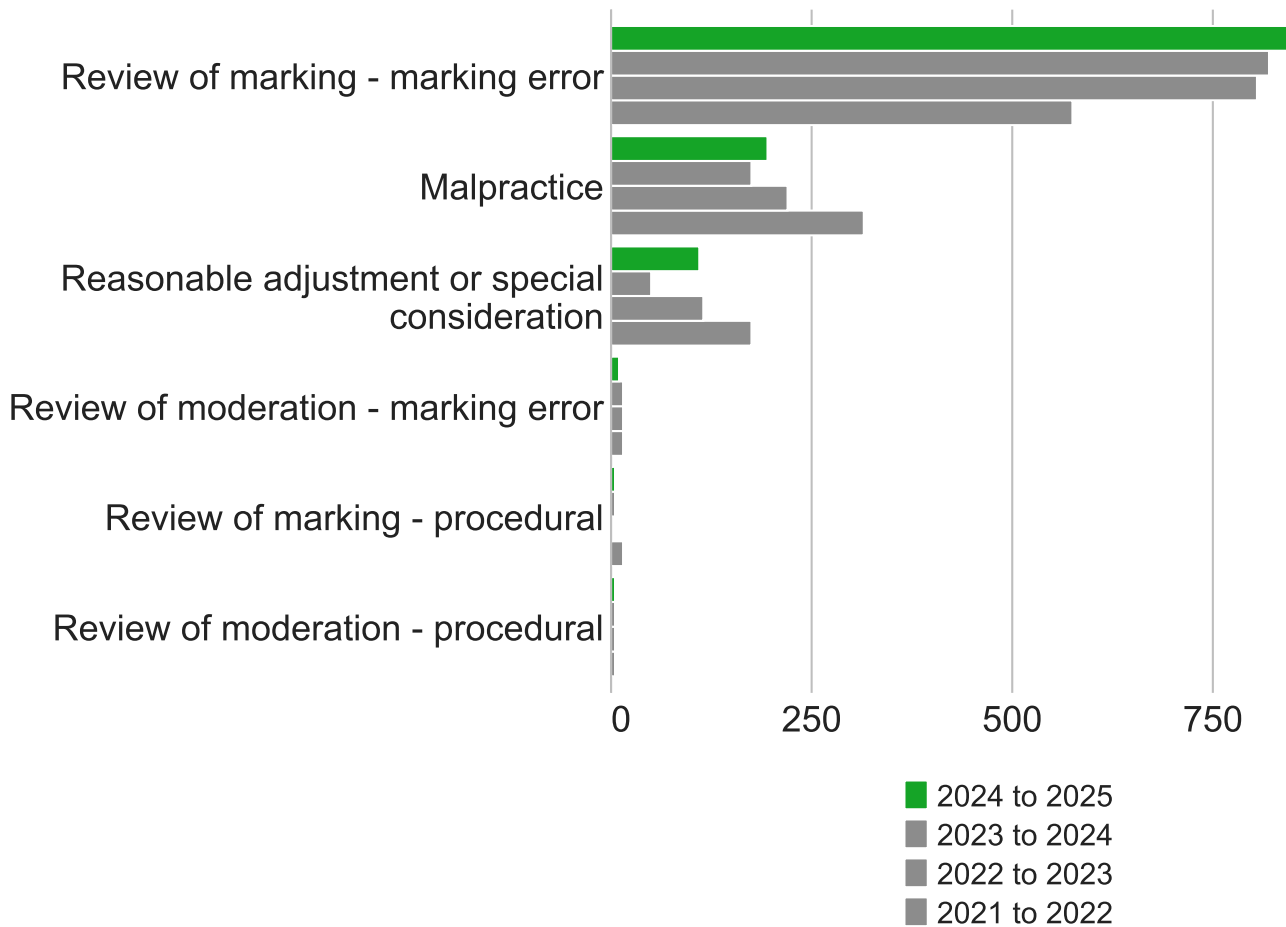


Table 6: Number of GCSE appeals received by ground for appeal and academic year

Ground for appeal	2021 to 2022	2022 to 2023	2023 to 2024	2024 to 2025
Review of marking - marking error	575	805	820	845
Malpractice	315	220	175	195
Reasonable adjustment or special consideration	175	115	50	110
Review of moderation - marking error	15	15	15	10
Review of marking - procedural	15	0	Fewer than 5	Fewer than 5

Review of moderation - procedural	5	Fewer than 5	Fewer than 5	Fewer than 5
-----------------------------------	---	--------------	--------------	--------------

AS and A level

In the 2024 to 2025 academic year, 'review of marking - marking error' was the most common ground for AS and A level appeals with 600 appeals received. This was an increase compared with the 2023 to 2024 academic year when there were 560 appeals received on that ground.

The most common ground for AS and A level appeals was 'review of marking - marking error'

Figure 9: Number of AS and A level appeals received by ground for appeal and academic year

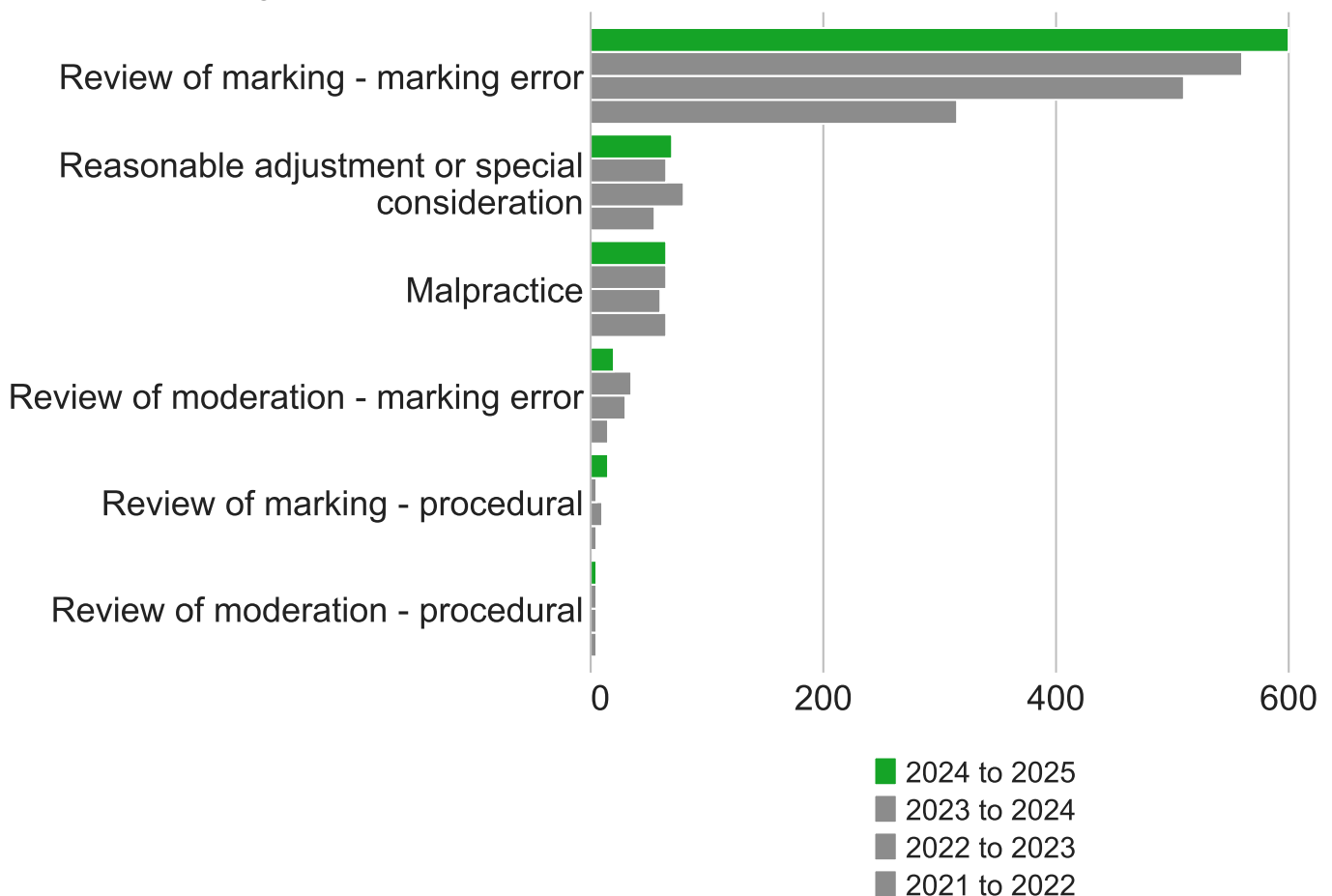


Table 7: Number of AS and A level appeals received by ground for appeal and academic year

Ground for appeal	2021 to 2022	2022 to 2023	2023 to 2024	2024 to 2025
-------------------	--------------	--------------	--------------	--------------

Review of marking - marking error	315	510	560	600
Reasonable adjustment or special consideration	55	80	65	70
Malpractice	65	60	65	65
Review of moderation - marking error	15	30	35	20
Review of marking - procedural	Fewer than 5	10	5	15
Review of moderation - procedural	Fewer than 5	5	Fewer than 5	Fewer than 5

Raw mark changes for upheld appeals

An upheld appeal may result in a change to the raw marks issued to a student for that component. This section looks at the distribution of raw marks changes for upheld appeals, for GCSE and AS and A level separately.

Note that only changes where both the pre- and post-appeal mark known are included in this section. In other cases, the marks may not be known for completed appeals, for example, if the appeal resulted in a script being re-marked and the result of this re-mark is not yet known.

Also, all mark increases of 10 marks or more have been combined into a single category ('10 or more') and all mark decreases have been combined into the category 'less than or equal to -1'. A change of 10 marks or more may reflect an overturned malpractice decision where the student was originally given 0 marks due to alleged malpractice.

GCSE

Overall, in the 2024 to 2025 academic year, 91.1% of upheld appeals (where both

the pre- and post-appeal raw marks were known) resulted in additional marks given, compared with 96.6% in the 2023 to 2024 academic year. The rest resulted in either no change or a reduction in marks.

In the 2024 to 2025 academic year, the most common outcome for an upheld appeal (where both the pre- and post-appeal raw marks were known) was a mark change of 1 (20.8%), followed by a mark change of 10 or more (17.8%). There were 10 appeals that led to a decrease in marks. Mark changes of 10 or more marks were predominantly from appeals on the grounds of malpractice, for example, where a malpractice decision was overturned, and penalties were reduced or removed.

For GCSE, the most common outcome at appeal was a mark change of 1 mark

Figure 10: Number of upheld appeals by raw mark change made at appeal for GCSE

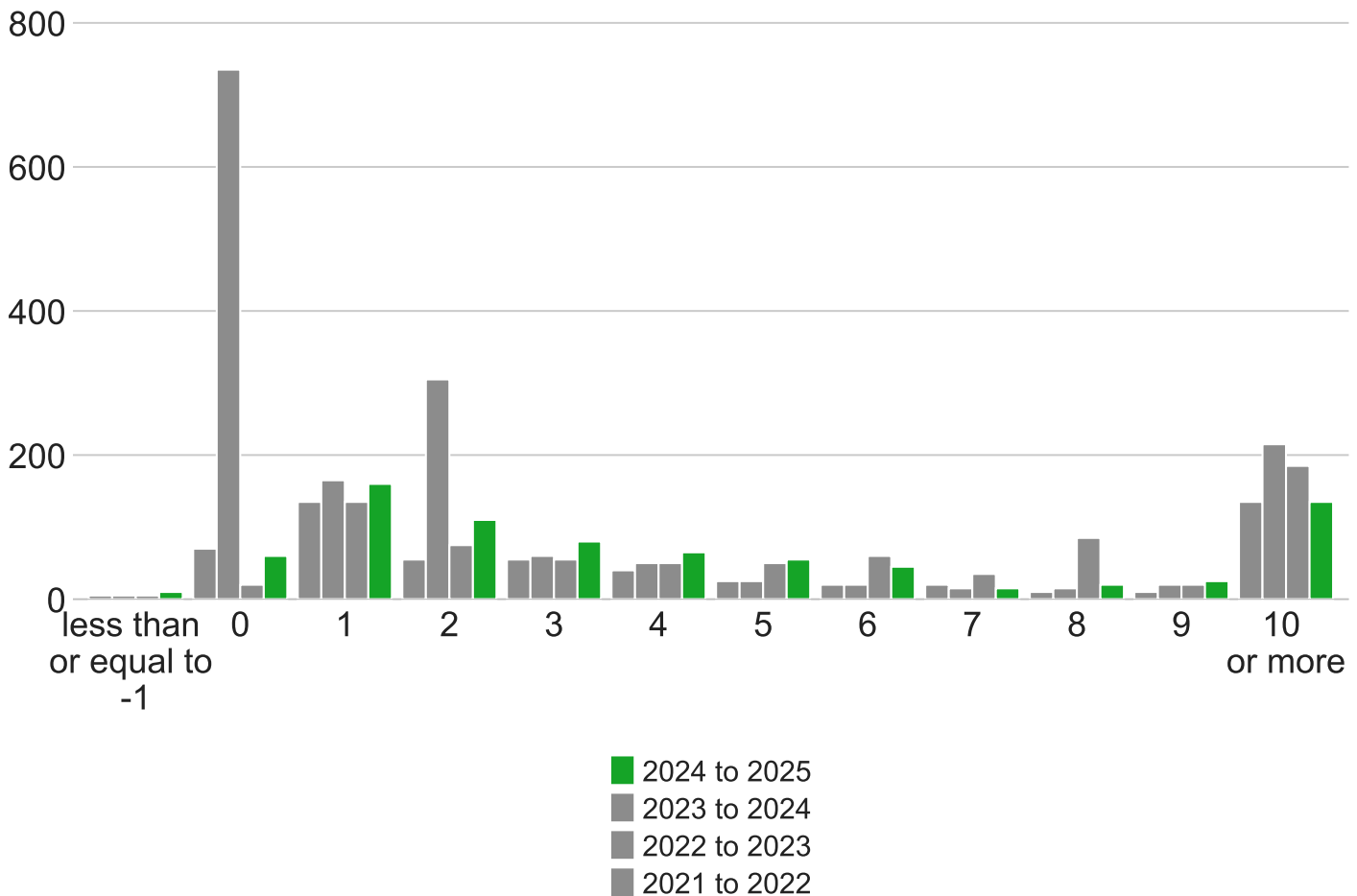


Table 8: Number of upheld appeals by raw mark change made at appeal for GCSE

Mark change	2021 to 2022	2022 to 2023	2023 to 2024	2024 to 2025
less than or equal to -1	5	Fewer than 5	5	10

0	70	735	20	60
1	135	165	135	160
2	55	305	75	110
3	55	60	55	80
4	40	50	50	65
5	25	25	50	55
6	20	20	60	45
7	20	15	35	15
8	10	15	85	20
9	10	20	20	25
10 or more	135	215	185	135

There were fewer than 5 GCSE raw mark changes for upheld appeals in the 2024 to 2025 academic year excluded from this section, due to either the pre- or post-appeal raw mark being unknown. For the same reason, fewer than 5 GCSE raw mark changes for upheld appeals in the 2023 to 2024 academic year were excluded.

AS and A level

Overall, in the 2024 to 2025 academic year, 87.0% of upheld appeals (where both the pre- and post-appeal raw marks were known) resulted in additional marks given, compared with 85.1% in the 2023 to 2024. The rest resulted in either no change or a reduction in marks.

In the 2024 to 2025 academic year, the most common outcome for an upheld appeal (where both the pre- and post-appeal raw marks were known) was a mark change of 1 (19.4%), followed by a mark change of 10 or more (19.2%) and a mark change of 2 (14.3%). There were 20 (4.6%) appeals that led to a decrease in marks. Mark changes of 10 or more marks were predominantly from appeals on the

grounds of 'review of marking - marking error'.

For AS and A level, the most common outcome at appeal was a mark change of 1 mark

Figure 11: Number of upheld appeals by raw mark change made at appeal for AS and A level

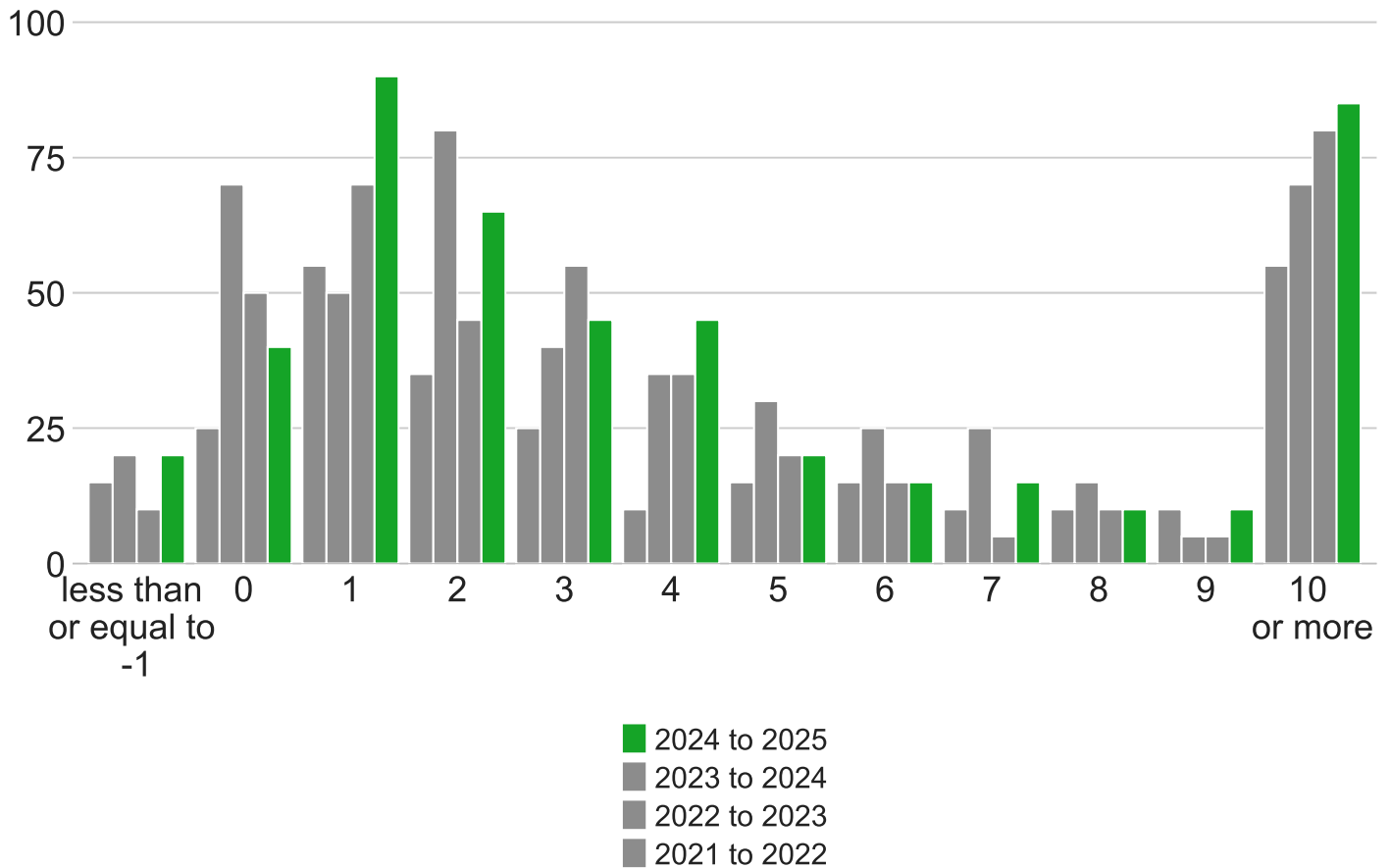


Table 9: Number of upheld appeals by raw mark change made at appeal for AS and A level

Mark change	2021 to 2022	2022 to 2023	2023 to 2024	2024 to 2025
less than or equal to -1	15	20	10	20
0	25	70	50	40
1	55	50	70	90
2	35	80	45	65
3	25	40	55	45

4	10	35	35	45
5	15	30	20	20
6	15	25	15	15
7	10	25	5	15
8	10	15	10	10
9	10	5	Fewer than 5	10
10 or more	55	70	80	85

There were fewer than 5 AS and A level raw mark changes for upheld appeals in the 2024 to 2025 academic year excluded from this section, due to either the pre- or post-appeal raw mark being unknown. For the same reason, fewer than 5 AS and A level raw mark changes for upheld appeals in the 2023 to 2024 academic year were excluded.

Grades challenged and changed

This section looks at the number of qualification grades challenged and changed at appeal, for GCSE and AS and A level.

The number of appeals and the number of grades are two different measures and there is not a one-to-one relationship between grades and appeals. A single appeal may represent one or more qualification grades which are being challenged, for example, when a school or college appeals against its results for a qualification taken by a number of its students. On the other hand, appeals are at component level so one qualification-level grade might be challenged by multiple appeals. For example, if a student appealed 3 components in the same qualification 3 distinct appeals would be counted for one grade challenged. An upheld appeal may result in a change to all, some, or none of the associated qualification grades. Therefore, an increase or decrease in appeals received may not be reflected in the number of grades challenged or changed.

Note that throughout this section, the number of combined science grades challenged and changed are double-counted, because the qualification is the size of

2 single GCSEs.

720 (0.01%) of the 6.7 million results issued, GCSE, AS and A level were changed as part of an upheld appeal, a decrease of 3.7% compared with the 2023 to 2024 academic year when there were 745 grades changed.

GCSE

In 2024 to 2025, there were 1,255 grades challenged and 500 grades changed for GCSEs. This was a decrease of 12.6% in the number of grades challenged and a decrease of 5.8% in the number of grades changed compared with the 2023 to 2024 academic year, where 1,440 and 535 grades were challenged and changed, respectively.

For GCSE, 1,255 grades were challenged and 500 grades were changed

Figure 12: Number of grades challenged and changed at appeal for GCSE

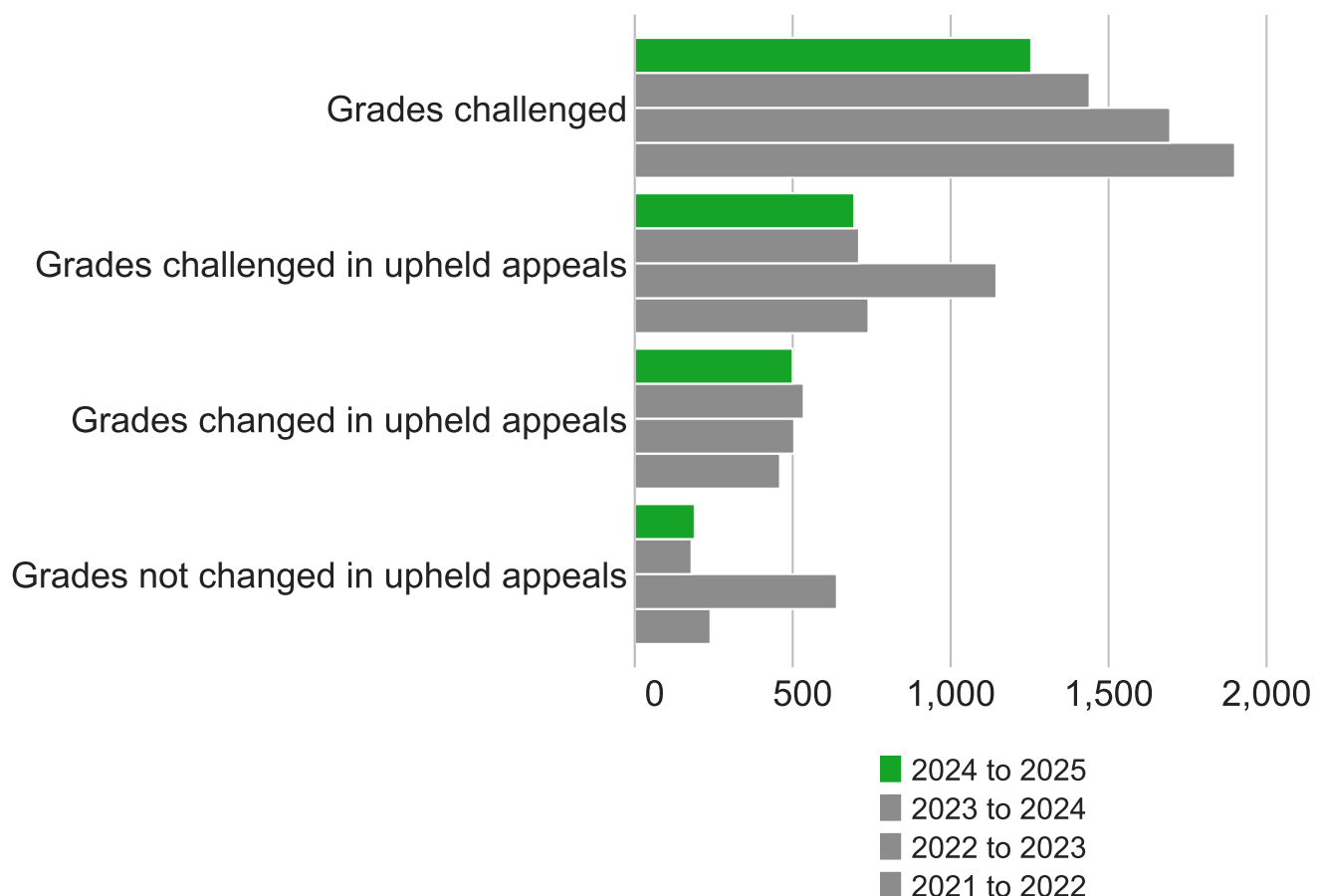


Table 10: Number of grades challenged and changed at appeal for GCSE

Value	2021 to 2022	2022 to 2023	2023 to 2024	2024 to 2025
-------	--------------	--------------	--------------	--------------

Grades challenged	1,900	1,695	1,440	1,255
Grades challenged in upheld appeals	740	1,145	710	695
Grades changed in upheld appeals	460	505	535	500
Grades not changed in upheld appeals	240	640	180	190

Note: The number of grades changed or unchanged refers only to grades included as part of an upheld appeal. It also does not include cases where either the pre- or post-appeal qualification grade is unknown or yet to be determined (for example, in cases where a preliminary appeal was upheld, the appeal progressed to an appeal hearing and the final qualification grade is awaiting the result of the appeal hearing). In the 2024 to 2025 academic year, at the time when data was reported to Ofqual, there were fewer than 5 GCSE grades from upheld appeals where either the pre- or post-appeal qualification grade was unknown or yet to be determined.

AS and A level

In the 2024 to 2025 academic year, there were 910 grades challenged and 215 grades changed for AS and A level. This was a decrease of 25.1% in grades challenged and an increase of 1.4% in grades changed compared with the 2023 to 2024 academic year.

For AS and A level, 910 grades were challenged and 215 grades were changed

Figure 13: Number of grades challenged and changed at appeal for AS and A level

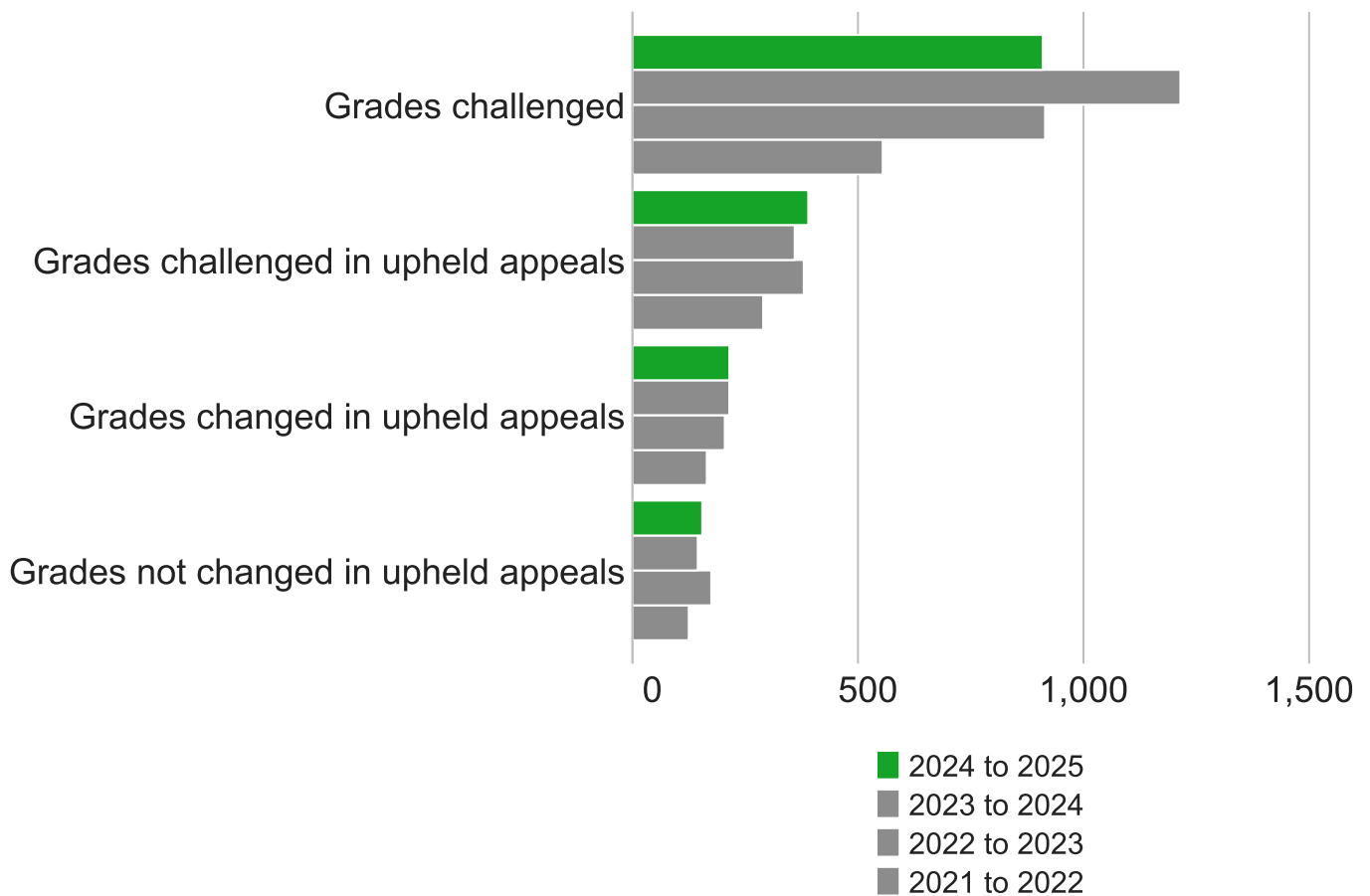


Table 11: Number of grades challenged and changed at appeal for AS and A level

Value	2021 to 2022	2022 to 2023	2023 to 2024	2024 to 2025
Grades challenged	555	915	1,215	910
Grades challenged in upheld appeals	290	380	360	390
Grades changed in upheld appeals	165	205	215	215
Grades not changed in upheld appeals	125	175	145	155

Note: The number of grades changed or unchanged refers only to grades included as part of an upheld appeal. It also does not include cases where either the pre- or post-appeal qualification grade is unknown or yet to be determined (for example, in cases where a preliminary appeal was upheld, the appeal progressed to an appeal hearing and the final qualification grade is awaiting the result of the appeal hearing).

In the 2024 to 2025 academic year, at the time when data was reported to Ofqual, there were 20 AS and A level grades from upheld appeals where either the pre- or post-appeal qualification grade was unknown or yet to be determined.

Pre-appeal grades challenged

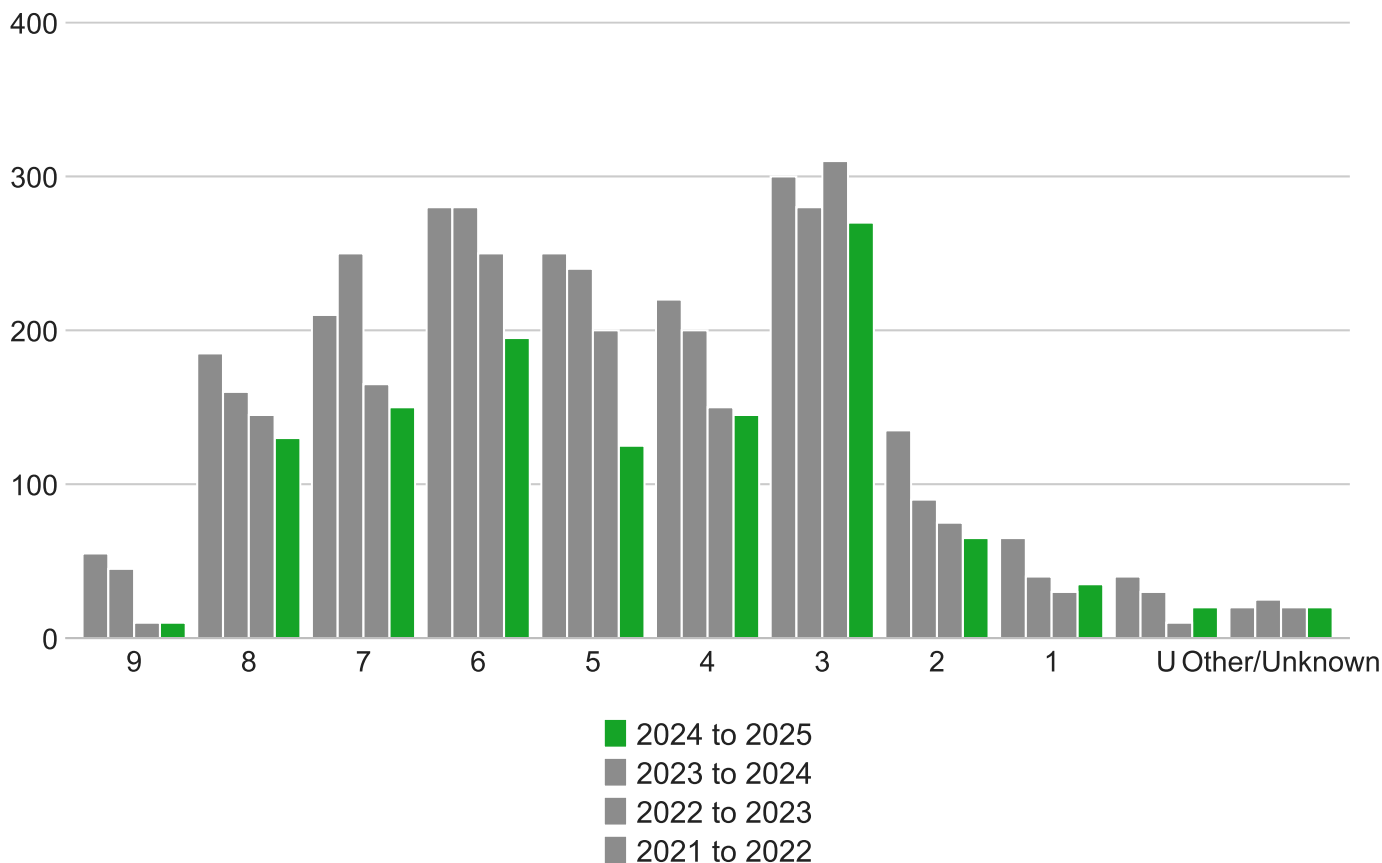
This section looks at which specific grades were most commonly challenged at appeal, for GCSE and AS and A level. For GCSE, figures are reported separately for single grades (9 to U) and combined science double grades (9-9 to U); combined science grades are not double-counted in this section.

GCSE

In the 2024 to 2025 academic year, grade 3 was the most commonly challenged grade for GCSE, with 270 grades challenged.

For each GCSE combined science grade between 9-9 and U, 5 or fewer grades were challenged in the 2024 to 2025 academic year (a full breakdown can be found in Table 7 of the [data tables accompanying this report](#)).

For GCSE, the most commonly challenged grade was grade 3
Figure 14: Number of grades challenged for GCSE 9 to 1 grades by academic year

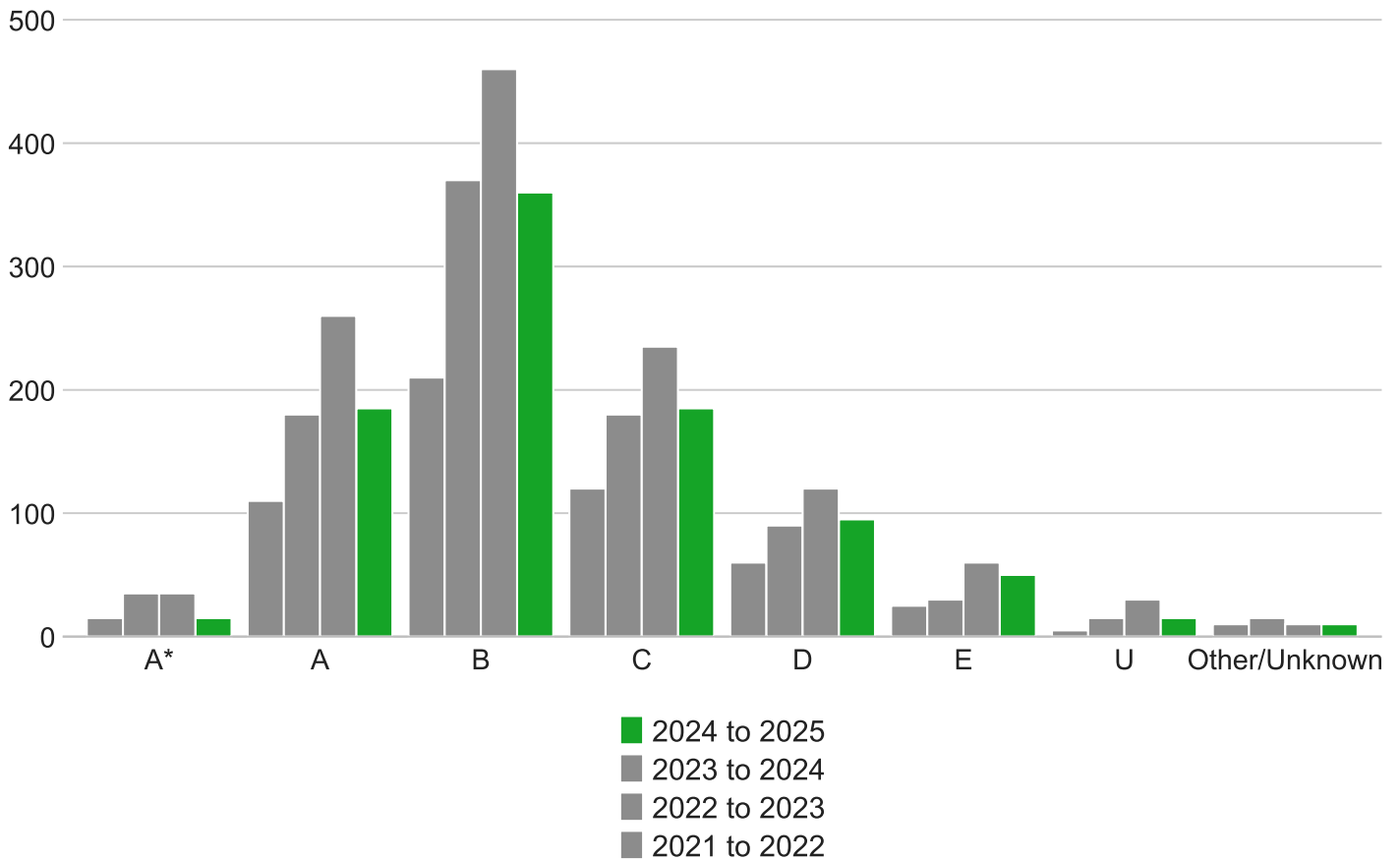


Source: Table 7 of the [data tables accompanying this report](#).

AS and A level

In the 2024 to 2025 academic year, grade B was the most commonly challenged grade for AS and A level, with 360 grades challenged.

For AS and A level, the most commonly challenged grade was grade B
Figure 15: Number of grades challenged for AS and A level grades by academic year



Source: Table 7 of the [data tables accompanying this report](#).

Grade changes for upheld appeals

An upheld appeal may result in a change to all, some, or none of the associated qualification grades. In this section, the grade changes following an upheld appeal in the 2024 to 2025 academic year are reported. Instances where upheld appeals were for students who were not originally given a grade, or where a student’s grade had not yet been determined after an appeal was upheld are not included in this section.

Note that throughout this section, the number of combined science grades changed are double-counted, because the qualification is the size of 2 single GCSEs.

GCSE

In the 2024 to 2025 academic year, when an appeal was upheld and both the pre-

and post-appeal grades were known, 190 (28.2%) GCSE grades challenged did not change. This was an increase compared with the 2023 to 2024 academic year when 175 (25.6%) GCSE grades challenged in upheld appeals did not change.

In the 2024 to 2025 academic year, the majority of GCSE grades challenged in upheld appeals were increased by 1 grade (61.5%) at appeal (the same as in 2023 to 2024). Overall, 69.1% of GCSE grades challenged in upheld appeals were increased after appeal (compared with 71.5% in 2023 to 2024) and 2.6% of GCSE grades challenged were decreased (compared with 2.9% in 2023 to 2024).

For upheld appeals for GCSE, the majority of challenged grades were increased by 1 grade

Figure 16: Grade changes from upheld appeals at GCSE

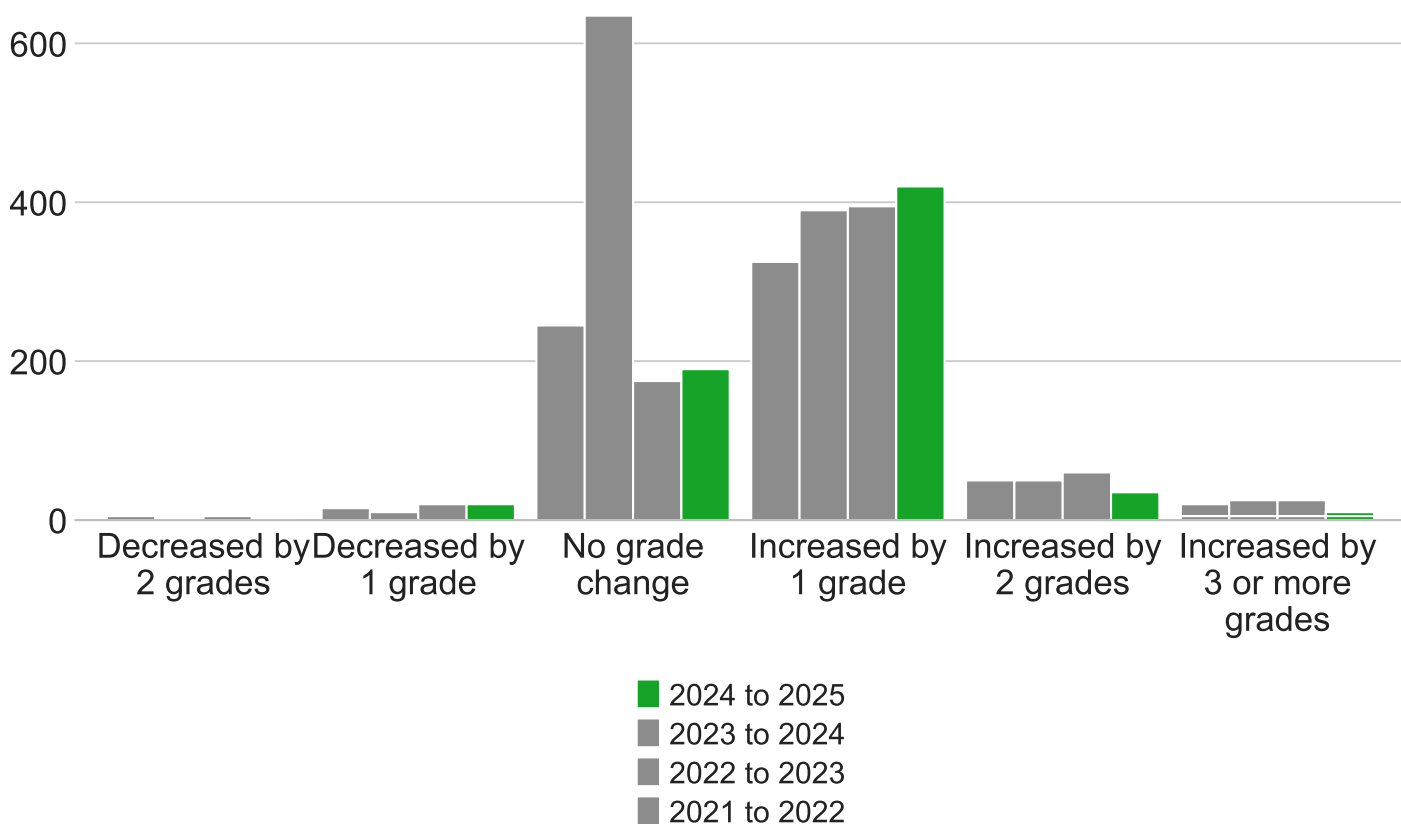


Table 12a: Number of grade changes for upheld appeals at GCSE

Grade change for upheld appeals	Number of grades 2021 to 2022	Number of grades 2022 to 2023	Number of grades 2023 to 2024	Number of grades 2024 to 2025
Decreased by 2 grades	Fewer than 5	0	Fewer than 5	0
Decreased by 1 grade	15	10	20	20

1 grade				
No grade change	245	635	175	190
Increased by 1 grade	325	390	395	420
Increased by 2 grades	50	50	60	35
Increased by 3 or more grades	30	35	40	20

Table 12b: Percentage of grade changes for upheld appeals at GCSE

Grade change for upheld appeals	Percentage of grades 2021 to 2022	Percentage of grades 2022 to 2023	Percentage of grades 2023 to 2024	Percentage of grades 2024 to 2025
Decreased by 2 grades	0.4%	0.0%	0.1%	0.0%
Decreased by 1 grade	2.1%	0.8%	2.7%	2.6%
No grade change	36.4%	56.7%	25.6%	28.2%
Increased by 1 grade	48.7%	34.9%	57.2%	61.5%
Increased by 2 grades	7.6%	4.5%	8.8%	5.0%
Increased by 3 or more grades	4.6%	3.1%	5.5%	2.6%

Note 1: At the time when data was reported to Ofqual, there were 15 GCSE grades challenged for upheld appeals in the 2024 to 2025 academic year where grades

were either unknown, not awarded (for example, if the student was absent) or yet to be determined. These grades are not reported in this section.

Note 2: Table 12b shows the percentage of GCSE grades challenged in upheld appeals that were changed by the specified size of change. For the overall number of grades challenged in upheld appeals see table 10 and for the number of grades challenged in upheld appeals that were changed by the specified size of change, see table 12a. Percentages have been calculated using unrounded figures.

AS and A level

In the 2024 to 2025 academic year, when an appeal was upheld and both the pre- and post-appeal grades were known, 155 (42.4%) AS and A level grades challenged did not change. This was an increase compared with the 2023 to 2024 academic year when 145 (41.2%) AS and A level grades challenged in upheld appeals did not change.

In the 2024 to 2025 academic year, the majority of AS and A level grades challenged in upheld appeals were increased by 1 grade (53.0%) at appeal (the same as in 2023 to 2024). Overall, 57.3% of AS and A level grades challenged in upheld appeals were increased after appeal (compared with 58.5% in the 2023 to 2024 academic year) and 0.3% of AS and A level grades challenged were decreased (compared with 0.3% in the 2023 to 2024 academic).

For upheld appeals for AS and A level, the majority of challenged grades were increased by 1 grade

Figure 17: Grade changes from upheld appeals at AS and A level

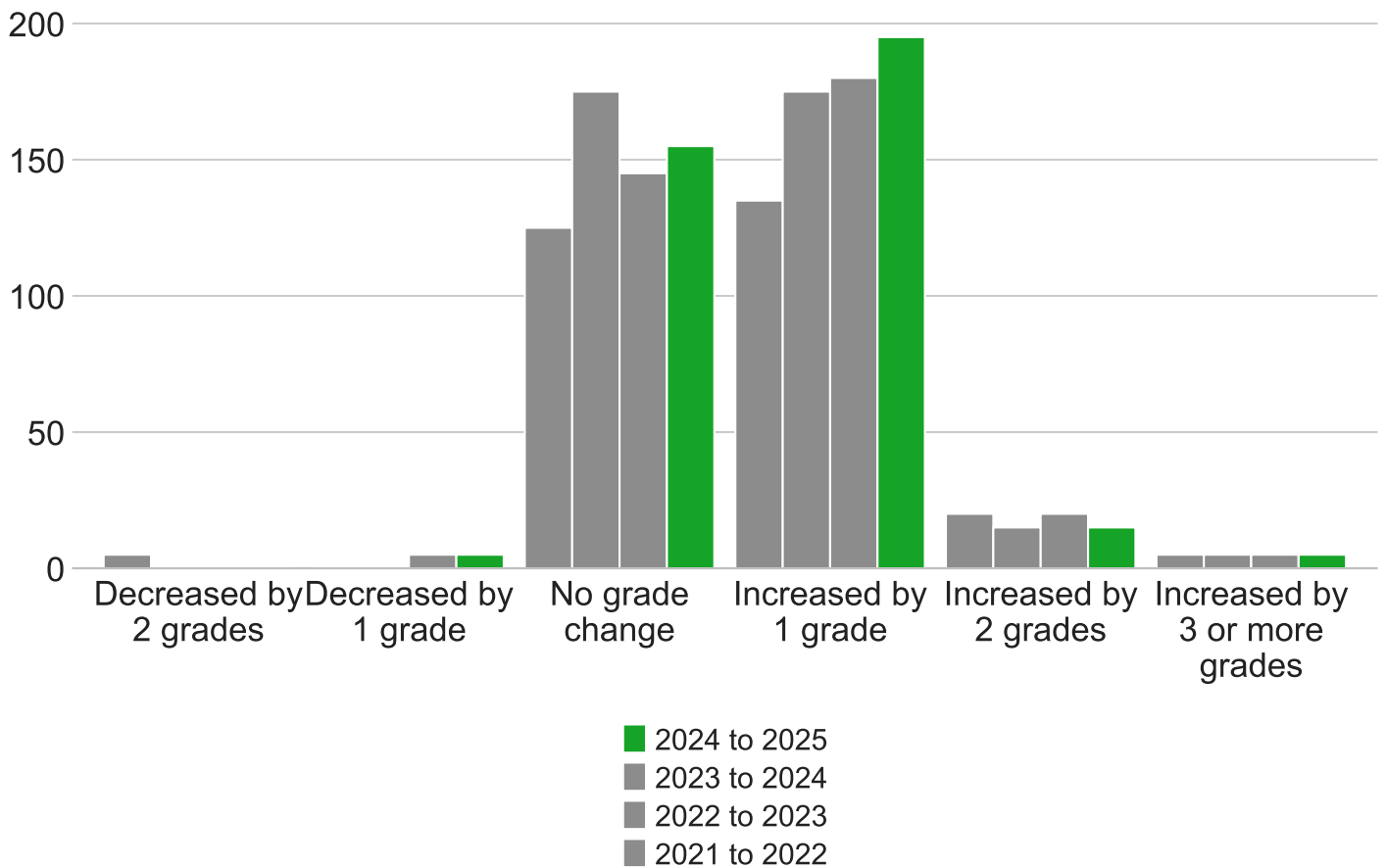


Table 13a: Grade changes for upheld appeals at AS and A level

Grade change for upheld appeals	Number of grades 2021 to 2022	Number of grades 2022 to 2023	Number of grades 2023 to 2024	Number of grades 2024 to 2025
Decreased by 2 grades	Fewer than 5	0	0	0
Decreased by 1 grade	0	0	Fewer than 5	Fewer than 5
No grade change	125	175	145	155
Increased by 1 grade	135	175	180	195
Increased by 2 grades	20	15	20	15
Increased by 3 or more grades	Fewer than 5	Fewer than 5	5	Fewer than 5

Table 13b: Percentage of grade changes for upheld appeals at AS and A level

Grade change for upheld appeals	Percentage of grades 2021 to 2022	Percentage of grades 2022 to 2023	Percentage of grades 2023 to 2024	Percentage of grades 2024 to 2025
Decreased by 2 grades	0.4%	0.0%	0.0%	0.0%
Decreased by 1 grade	0.0%	0.0%	0.3%	0.3%
No grade change	44.1%	47.8%	41.2%	42.4%
Increased by 1 grade	47.7%	47.8%	51.4%	53.0%
Increased by 2 grades	7.1%	3.6%	5.1%	3.5%
Increased by 3 or more grades	0.7%	0.8%	2.0%	0.8%

Note 1: At the time when data was reported to Ofqual, there were 25 AS and A level grades challenged for upheld appeals where grades were either unknown, not awarded (for example, if the student was absent) or yet to be determined. These grades are not reported in this section.

Note 2: Table 13b shows the percentage of AS and A level grades challenged in upheld appeals that were changed by the specified size of change. For the overall number of grades challenged in upheld appeals see table 11 and for the number of grades challenged in upheld appeals that were changed by the specified size of change, see table 13a. Percentages have been calculated using unrounded figures.

Students with grades challenged and grades changed

Students taking GCSEs, AS and A levels typically take multiple subjects and receive multiple grades. This section shows the number of students who had one or more of their grades challenged due to an appeal being requested for at least one component associated with each grade. A student is counted once regardless of how many grades they had challenged or changed.

These figures are similar to those published in Ofqual's [Reviews of marking and moderation \(ROMM\) statistics](#), but there are some important differences to note. For detail on why the number of students receiving results differs from the reviews of marking and moderation statistics see the data sources section of the [background information document](#).

GCSE

Of the 1,215,075 students who received results for GCSEs in the 2024 to 2025 academic year, less than 0.1% had one or more of their grades challenged and 0.04% had one or more grades changed (compared with 0.1% with grades challenged and 0.05% with grades changed in the 2023 to 2024 academic year).

Table 14: Number of students with grades challenged and changed at appeal for GCSE

Year	Total number of students receiving results	Number of students with one or more grades challenged	Percentage of all students with one or more grades challenged	Number of students with one or more grades changed	Percentage of all students with one or more grades changed
2023 to 2024	1,164,065	1,370	0.1%	570	0.05%
2024	1,215,075	1,185	less than 0.1%	535	0.04%

to
2025

AS and A level

Of the 337,820 students who received results for AS and A levels in the 2024 to 2025 academic year, 0.3% had one or more of their grades challenged and 0.07% had one or more grades changed. This is the same as in the 2023 to 2024 academic year.

Table 15: Number of students with grades challenged and changed at appeal for AS and A level

Year	Total number of students receiving results	Number of students with one or more grades challenged	Percentage of all students with one or more grades challenged	Number of students with one or more grades changed	Percentage of all students with one or more grades changed
2023 to 2024	340,770	1,180	0.3%	235	0.07%
2024 to 2025	337,820	890	0.3%	245	0.07%

Appeals completion within target timescales

This section looks at whether appeals were completed within the target timescales set by awarding organisations, for both preliminary appeals and appeal hearings.

The [target timescales that awarding organisations chose to set](#) in the 2024 to 2025

academic year allowed 6 weeks (42 calendar days) to complete a preliminary appeal from the receipt of the application. To complete an appeal hearing from the receipt of a request for an appeal hearing, they allowed 10 weeks (70 calendar days, in addition to time already spent at the preliminary appeal stage).

The figures for the percentage of appeals completed in the target time in this section are for completed appeals only, and do not include appeals which were still in progress at the time the data was collected. At the point at which Ofqual collected the data, in the 2024 to 2025 academic year, there were 5 GCSE and 5 AS and A level appeals which were still in progress and may or may not be completed within the target timescale.

GCSE

In the 2024 to 2025 academic year, 97.6% of completed GCSE preliminary appeals (compared with 98.5% in the 2023 to 2024 academic year) and 85.0% of completed GCSE appeal hearings (compared with 55.6% in the 2023 to 2024 academic year) were completed within the target timescale. This volatility for appeal hearings is largely due to there being a small number of these.

The median number of days to complete a GCSE preliminary appeal in the 2024 to 2025 academic year was 22 days (compared with 19 days in the 2023 to 2024 academic year). The median number of days to complete a GCSE appeals hearing in the 2024 to 2025 academic year was 51 days (compared with 67 days in the 2023 to 2024 academic year).

For GCSE, 97.6% of preliminary appeals and 85.0% of appeal hearings were completed within target time

Figure 18: Percentage of GCSE preliminary appeals and appeal hearings completed within exam boards' target timescales by appeal stage

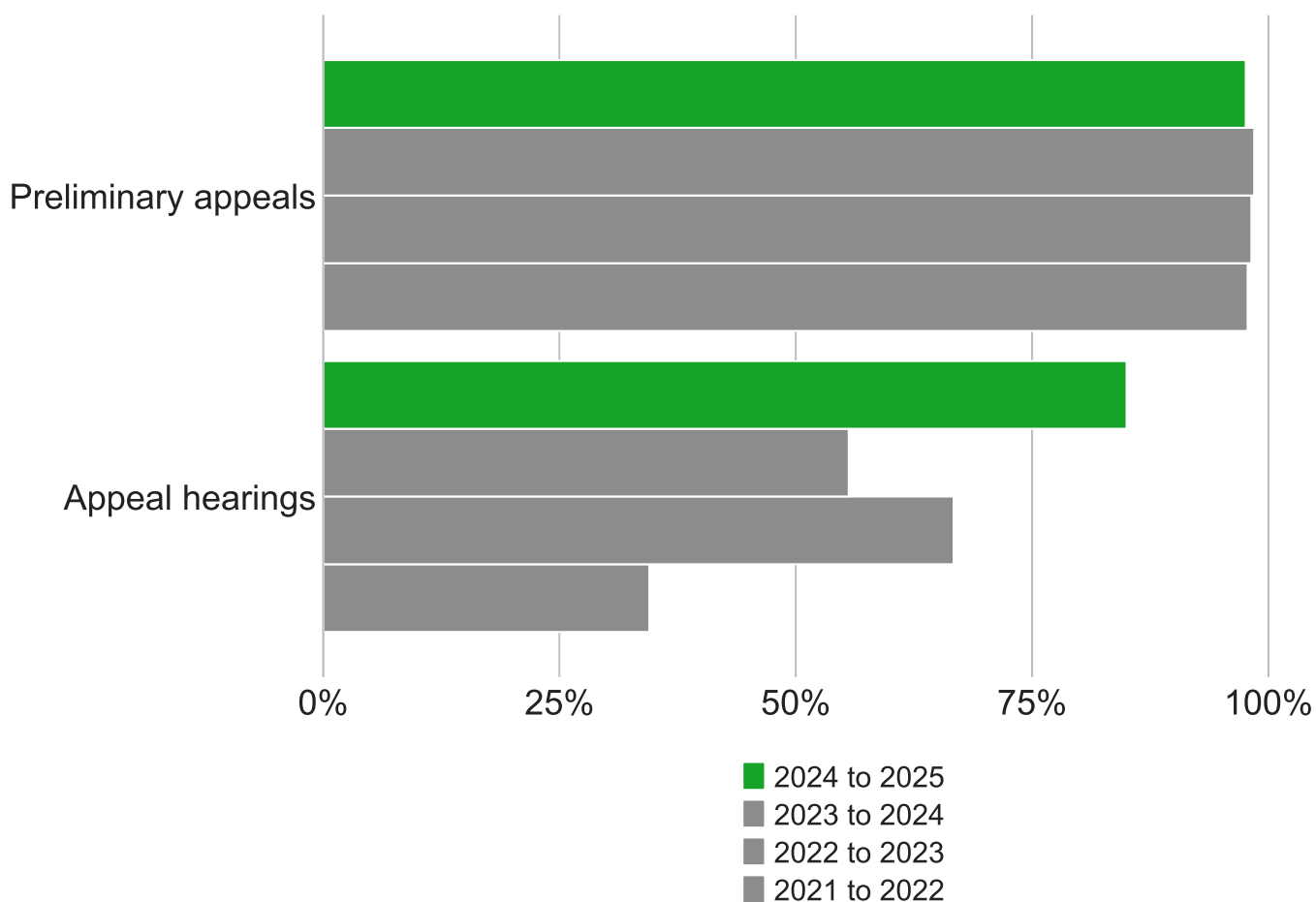


Table 16: Percentage of GCSE preliminary appeals and appeal hearings completed within exam boards' target timescales by appeal stage

Value	2021 to 2022	2022 to 2023	2023 to 2024	2024 to 2025
Preliminary appeals completed in target time	1,060	1,130	1,045	1,135
Percentage of completed preliminary appeals completed in target time	97.8%	98.2%	98.5%	97.6%
Appeal hearings completed in target time	20	10	10	15
Percentage of completed appeal hearings completed in target time	34.5%	66.7%	55.6%	85.0%

AS and A level

In the 2024 to 2025 academic year, 97.9% of completed AS and A level preliminary appeals (compared with 97.4% in the 2023 to 2024 academic year) and 75.0% of completed AS and A level appeal hearings (compared with 85.7% in the 2023 to 2024 academic year) were completed within the target timescale.

The median number of days to complete an AS and A level preliminary appeal in the 2024 to 2025 academic year was 21 days (compared with 19 days in the 2023 to 2024 academic year). The median number of days to complete a AS and A level appeals hearing in the 2024 to 2025 academic year was 60 days (compared with 49 days in the 2023 to 2024 academic year).

For AS and A level, 97.9% of preliminary appeals and 75.0% of appeal hearings were completed within target time

Figure 19: Percentage of AS and A level preliminary appeals and appeal hearings completed within exam boards' target timescales by appeal stage

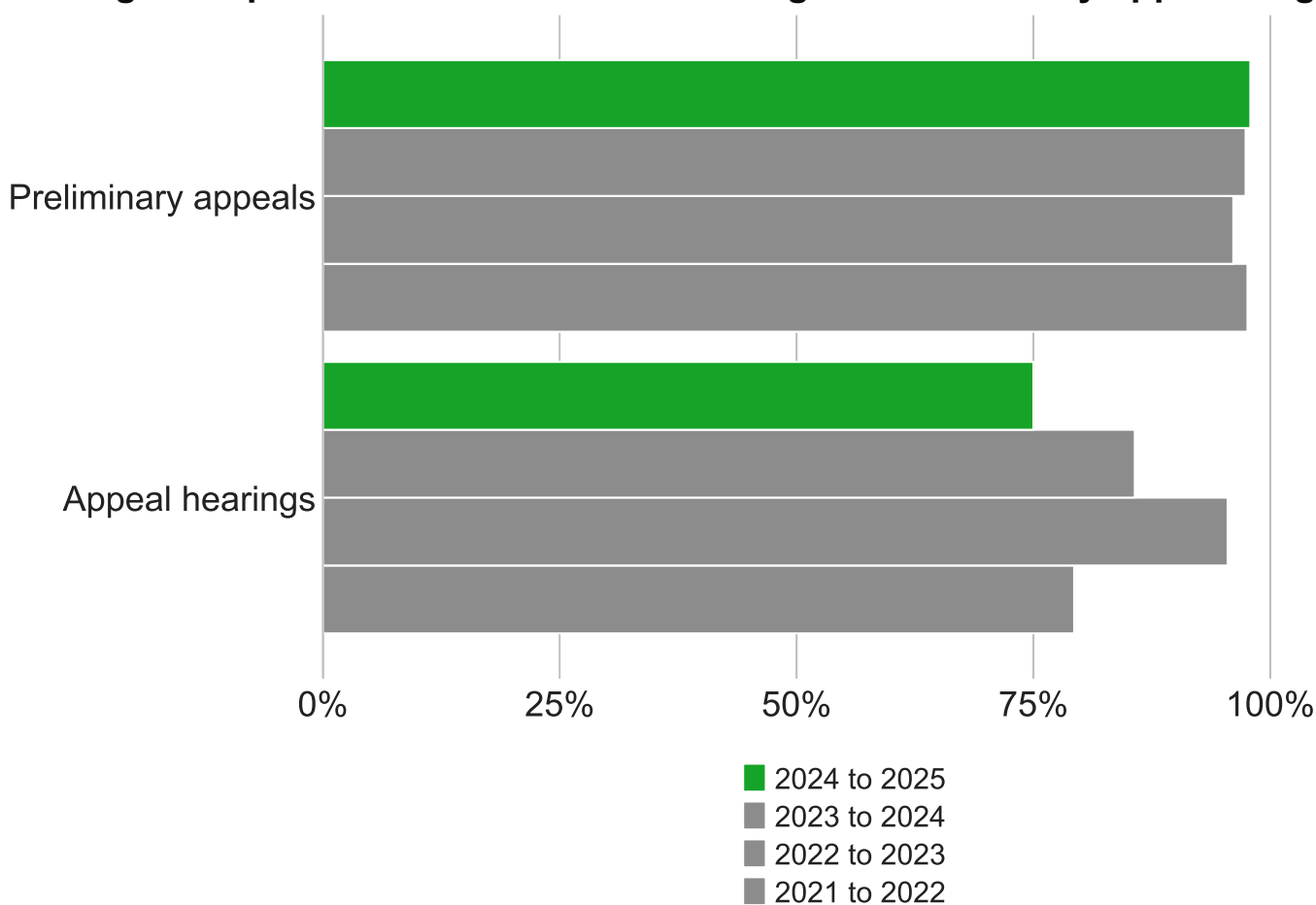


Table 17: Percentage of AS and A level preliminary appeals and appeal hearings completed within exam boards' target timescales by appeal stage

Value	2021 to 2022	2022 to 2023	2023 to 2024	2024 to 2025
Preliminary appeals completed in target	440	660	705	755

time

Percentage of completed preliminary appeals completed in target time	97.6%	96.1%	97.4%	97.9%
Appeal hearings completed in target time	25	20	25	20
Percentage of completed appeal hearings completed in target time	79.3%	95.5%	85.7%	75.0%

Project qualifications

In the 2024 to 2025 academic year, there were 15 appeals received for Project qualifications, 5 (38.5%) of which were upheld and fewer than 5 of which were associated with at least one grade change.

In the 2024 to 2025 academic year, there were 280 students for Project qualifications whose grades were involved in at least 1 appeal. Overall, 45 grades were changed as a result of an appeal (for context, a total of 53,970 certificates were issued for Project qualifications in the 2024 to 2025 academic year).

Table 18: Appeals received, appeals upheld, grades challenged and grades changed for Project qualifications

Appeals received, appeals upheld, grades challenged, and grades changed	2021 to 2022	2022 to 2023	2023 to 2024	2024 to 2025
Appeals received	10	15	5	15
Appeals upheld	Fewer than 5	5	5	5
Grades challenged	290	395	200	280
Grades changed	15	40	45	45

Contextual information

The coronavirus (COVID-19) pandemic led to the cancellation of exams in [summer 2020](#) and [summer 2021](#). Exams, assessments and standard post-results services resumed in [summer 2022](#), [with some adaptations to the usual assessments](#). The approach to grading led to overall results in 2022 being midway between results in 2021 and 2019. In the 2022 to 2023 academic year, assessment arrangements largely [returned to pre-pandemic arrangements](#). Results in summer 2023 were broadly similar to summer 2019, reflecting a return to pre-pandemic grading. Due to the different appeals process in place in the academic year 2020 to 2021, this year is not included in this release.

[↑ Back to top](#)

Help us improve GOV.UK

To help us improve GOV.UK, we'd like to know more about your visit today. [Please fill in this survey \(opens in a new tab\)](#).



Services and information

[Benefits](#)

[Births, death, marriages and care](#)

[Business and self-employed](#)

Government activity

[Departments](#)

[News](#)

[Childcare and parenting](#)

[Citizenship and living in the UK](#)

[Crime, justice and the law](#)

[Disabled people](#)

[Driving and transport](#)

[Education and learning](#)

[Employing people](#)

[Environment and countryside](#)

[Housing and local services](#)

[Money and tax](#)

[Passports, travel and living abroad](#)

[Visas and immigration](#)

[Working, jobs and pensions](#)

[Guidance and regulation](#)

[Research and statistics](#)

[Policy papers and consultations](#)

[Transparency](#)

[How government works](#)

[Get involved](#)

[Help](#) [Privacy](#) [Cookies](#) [Accessibility statement](#) [Contact](#)

[Terms and conditions](#) [Rhestr o Wasanaethau Cymraeg](#)

[Government Digital Service](#)

OGI

All content is available under the [Open Government Licence v3.0](#), except where otherwise stated



[© Crown copyright](#)

