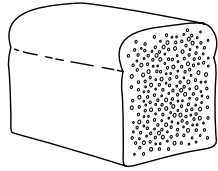



# How to make a jam sandwich

You need:

bread



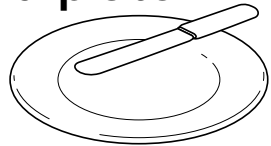
butter



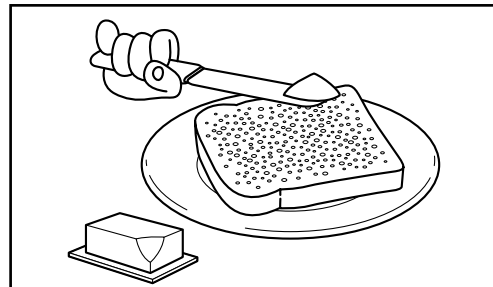
jam




knife and plate



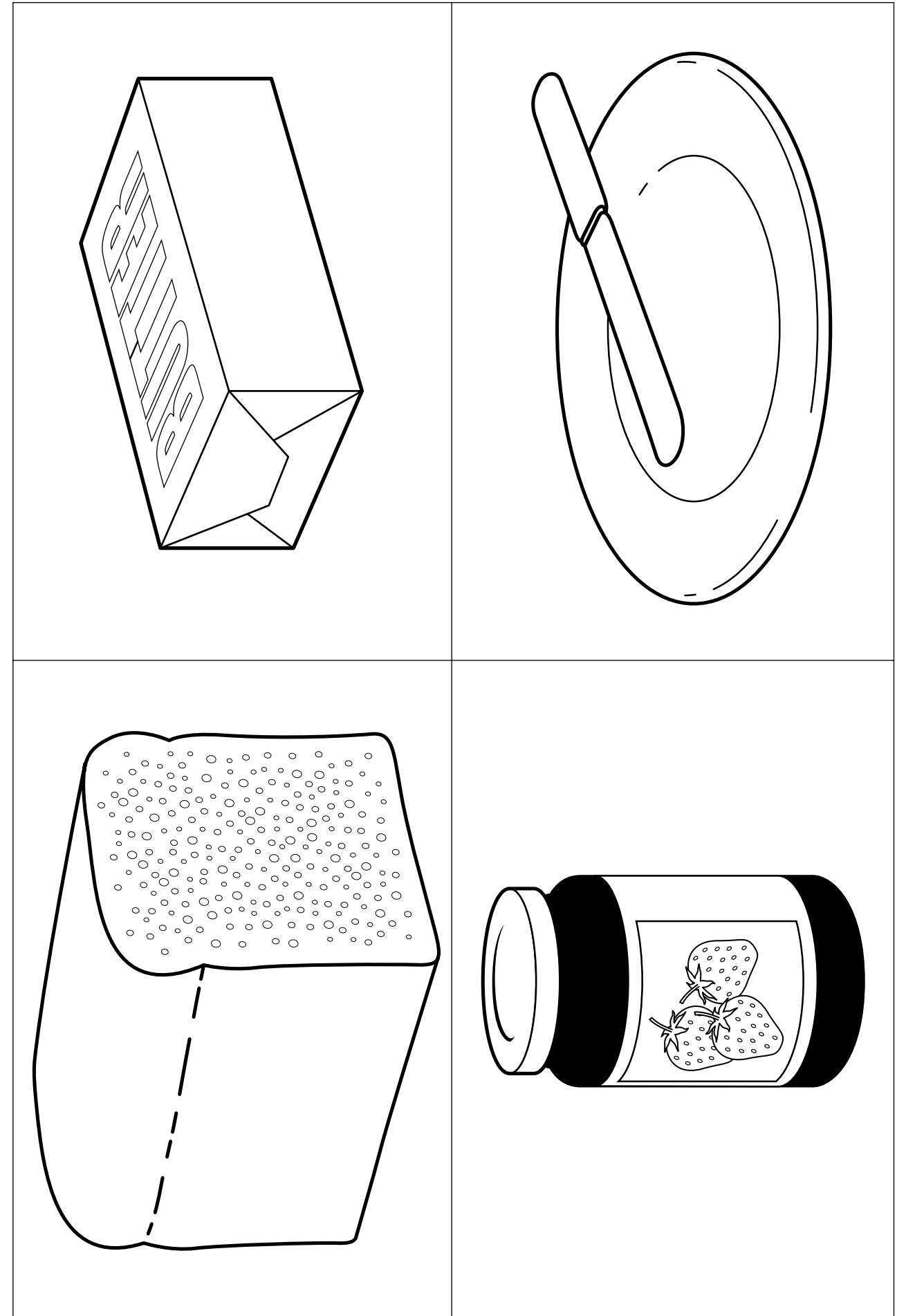


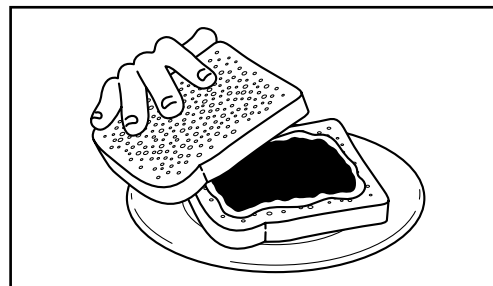
First put the butter on the bread.

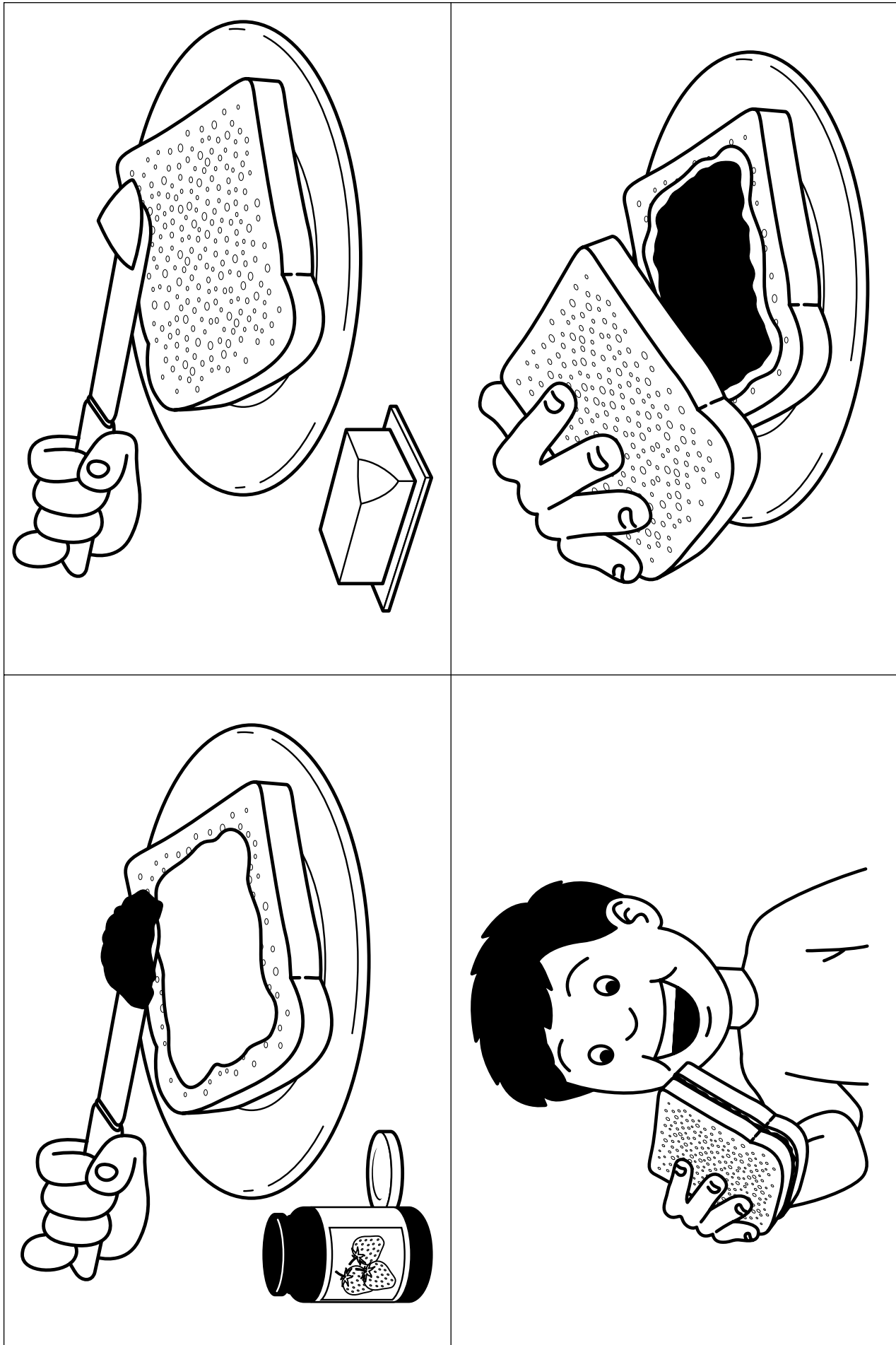


Next put the jam on the bread.



Then put the bread together.






# How to make a jam sandwich

*You need:* bread      butter  
 jam                      knife  
 plate

First put the butter on the bread.












Next put the jam on the bread.

Then put the bread together.



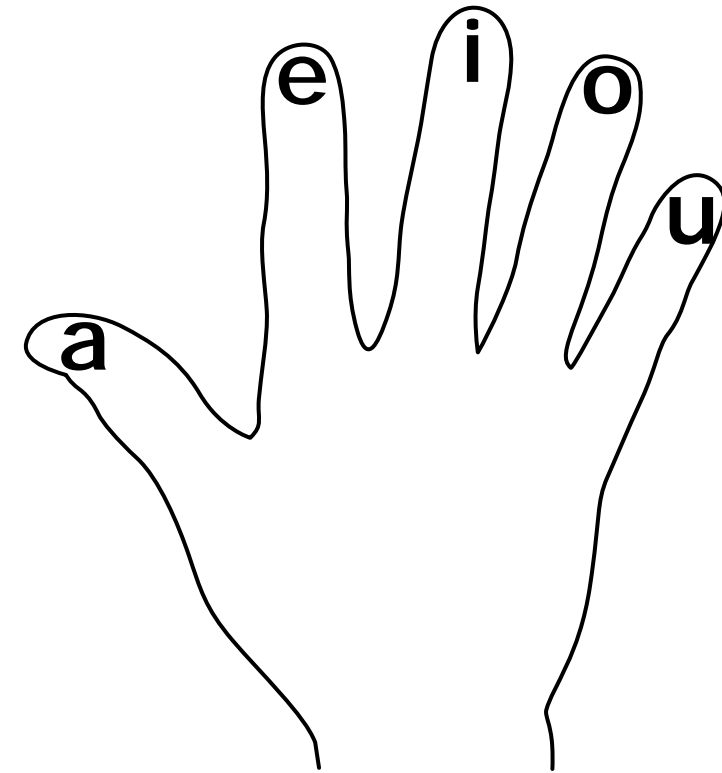
Name: \_\_\_\_\_

### Print I can see around me

 \_\_\_\_\_  
 \_\_\_\_\_  
 \_\_\_\_\_  
 \_\_\_\_\_  
 \_\_\_\_\_  
 \_\_\_\_\_  
 \_\_\_\_\_  
 \_\_\_\_\_  
 \_\_\_\_\_  
 \_\_\_\_\_  
 \_\_\_\_\_

Look for print in your classroom, at home, all over the place!

## The Vowel Rap




a - e - i - o - u,  
 That is how we say them,  
 a - e - i - o - u,  
 That is how we play them.

We say them soft,  
 We say them loud,  
 Of our vowels  
 We sure are proud.

a - e - i - o - u, (*whisper*)  
 a - e - i - o - u, (*normal voice*)  
 That is how we say them!

# The Vowel Rap



a - e - i - o - u,  
That is how we say them,  
a - e - i - o - u,  
That is how we play them.

We say them soft,  
We say them loud,  
Of our vowels  
We sure are proud.

a - e - i - o - u, (*whisper*)  
a - e - i - o - u, (*normal voice*)  
That is how we say them!

## Word Cards for Fast Finisher and Take Away

Copy one set of letters for each child.

ch	o
p	i
t	a

ch	o
p	i
t	a



# Looking at Information Books

Can you find these things?

**Heading**

**Picture**

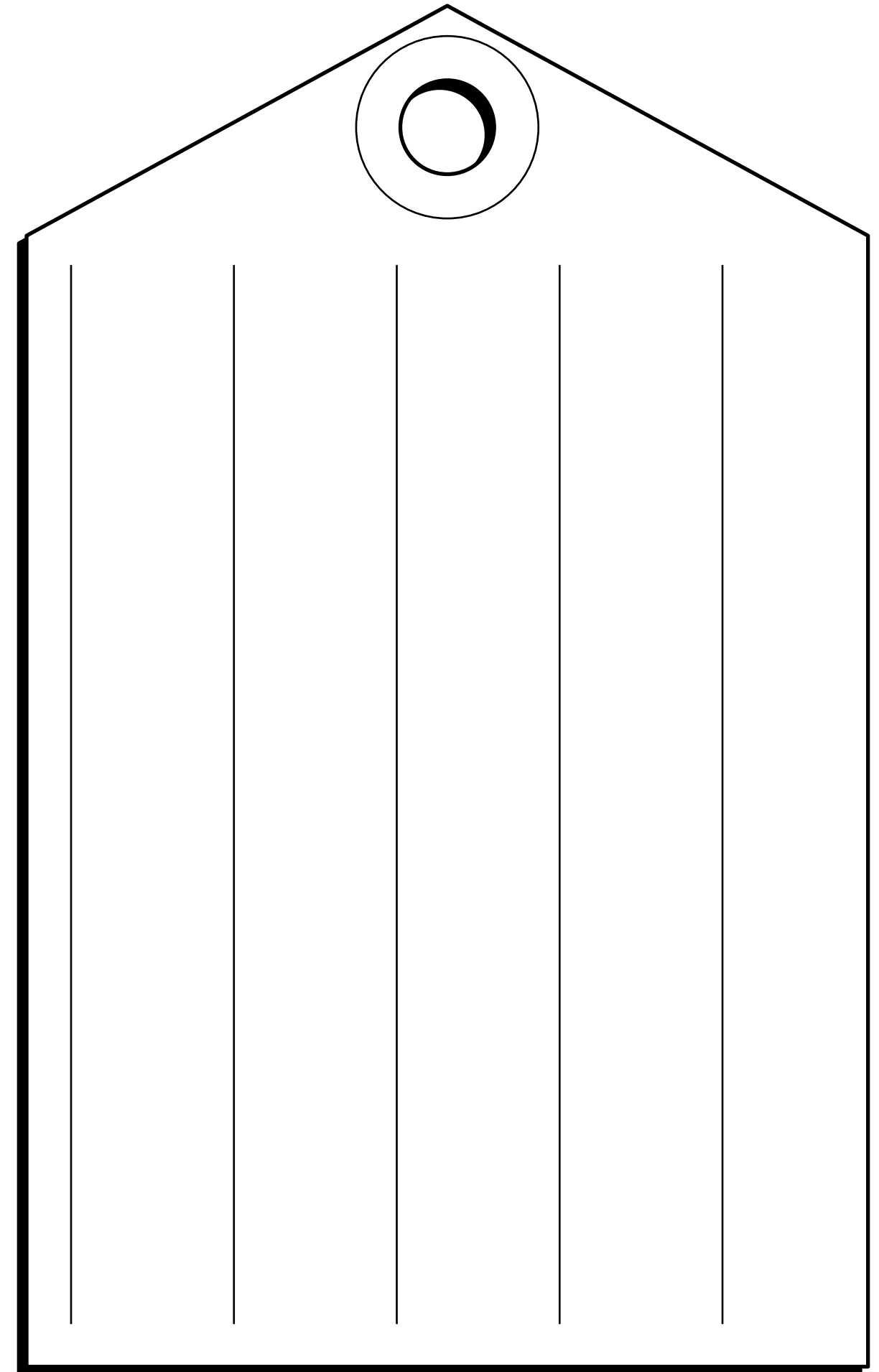
**Information**

Put a  if you can find these things in the book you are reading.

Page layout for a non-chronological report.

<p><b>Heading:</b></p>
<p><b>Picture:</b></p>
<p><b>Information:</b></p> <hr/> <hr/> <hr/> <hr/> <hr/> <hr/>

What happened to this bear?  
Talk about your ideas and draw some  
pictures.



This bear is the bear who

This bear is the bear who

# Bingo Cards

<input type="checkbox"/>	<b>snip</b>
<input type="checkbox"/>	<b>snap</b>
<input type="checkbox"/>	<b>snack</b>
<input type="checkbox"/>	<b>smack</b>
<input type="checkbox"/>	<b>slip</b>

<input type="checkbox"/>	<b>flip</b>
<input type="checkbox"/>	<b>flop</b>
<input type="checkbox"/>	<b>flap</b>
<input type="checkbox"/>	<b>frog</b>
<input type="checkbox"/>	<b>frock</b>

# Bingo Cards

<input type="checkbox"/>	<b>clip</b>
<input type="checkbox"/>	<b>clap</b>
<input type="checkbox"/>	<b>clop</b>
<input type="checkbox"/>	<b>crack</b>
<input type="checkbox"/>	<b>clock</b>

<b>slip</b>	<b>slap</b>	<b>slick</b>
<b>clip</b>	<b>clap</b>	<b>clock</b>
<b>flip</b>	<b>flap</b>	<b>flick</b>
<b>snow</b>	<b>snap</b>	<b>snip</b>
<b>frog</b>	<b>frock</b>	<b>friend</b>
<b>cry</b>	<b>crisps</b>	<b>crunch</b>
<b>swing</b>	<b>sweet</b>	<b>swap</b>