



consultancy for free

making the most
of complaints



Jane Owen

consultancy for free

**making the most
of complaints**

Jane Owen

Published by the Learning and Skills Development Agency

www.LSAgency.org.uk

Feedback should be sent to Information Services,
Learning and Skills Development Agency,
3 Citadel Place, Tinworth Street, London SE11 5EF
Tel 020 7962 1066 Fax 020 7962 1258 enquiries@LSAgency.org.uk

Registered with the Charity Commissioners

Editor: Jackie Mace

Designers: Dave Shaw and Tania Field

Printer: Newnorth Ltd, Bedford

ISBN 1 85338 637 5

A1021/04/01/3000

© Learning and Skills Development Agency 2001

You are welcome to copy this publication for internal use within your organisation. Otherwise, no part of this publication may be reproduced, stored in a retrieval system, or transmitted in any form or by any means, electronic, electrical, chemical, optical, photocopying, recording or otherwise, without prior written permission of the copyright owner.

Raising Quality and Achievement Programme

Run by the Learning and Skills Development Agency in partnership with the Association of Colleges (AoC).

- We aim to reach all colleges and all levels of staff.
- We offer extra support to colleges that are receiving Standards Fund money to improve their practice.
- All our activity themes are backed by a programme of research and evaluation.
- The Raising Quality and Achievement Programme is sponsored by the DfEE and all activities are subsidised.

Note

The Learning and Skills Development Agency was formerly known as FEDA.

Contents

1 Introduction	1
2 Who is the customer?	3
3 Whose fault is it?	5
4 Management style	6
5 Consequences of inaction	7
6 Developing the complaints process	9
7 Dealing with complaints	11
8 Using complaints to improve performance	29
9 Citizen's Charter Complaints Task Force	33
10 Views from outside the sector	35
11 Handling complaints – dos and don'ts	37
12 Ten steps to dealing with complaints	39
13 Questions to ask as part of a complaints procedure audit	40
References	44
Further information	44

About the author

Jane Owen is a development adviser for the Raising Quality and Achievement Programme, with responsibility for the benchmarking and information strand.

Acknowledgements

Special thanks to Sandwell Metropolitan Borough Council for its help with this publication.

1 Introduction

Things go wrong

There are very few people who go to work to do a bad job.

Very few processes are designed primarily to frustrate the customer – even if our experiences tell us otherwise. It's just that despite all the good intentions of those concerned the service fails.

We have all experienced bad service, sometimes from the most reputable organisations. What tends to separate good-quality organisations from poor-quality organisations is the way they deal with service failures.

Organisations that genuinely put their customers at the centre of their business are likely to have three things in common:

- they have systems in place to do things right the first time
- if things go wrong, they have systems in place to put them right
- they learn from their mistakes.

Learning providers are no different to any other organisation.

They need to know who their customers are, understand their needs, provide services that meet those needs and, should the service fail, have a system in place that will allow them to put things right and learn from the problem. In fact, the Learning and Skills Council requires organisations to have these mechanisms in place.

This guide is intended to give information to learning providers on how to put in place what some organisations call a service recovery system, but what most people call a complaints procedure.

Consultancy for free

Organisations pay large amounts of money to consultants to find out how to improve their services. However, there is a pool of information available to everyone on what processes need improvement and how to improve them. All we have to do is ask our customers. By setting up systems that capture good-quality information from our customers we can, to an extent, get consultancy for free.

To make the most of this valuable resource we have to regard the information received from customers in the same way that we would regard the information and advice given by real fee-charging consultants. This means being prepared to consider it in an open, non-defensive manner, and acting on any practical service improvements suggested.

2 Who is the customer ?

‘Customer’ is a term that has been increasingly used and abused in all sectors over recent years. However, the term an organisation uses to describe the people it serves is not important. What is important is how it treats people.

Most of us have been called a customer while clearly not being treated as one. For example, announcements that tell overheated, delayed passengers to make room for other ‘customers’ do not make them feel like valued customers. In fact, such announcements can make them feel annoyed or patronised, especially when the service or the attitude of staff does not match the words.

There is emerging evidence that overusing the term customer can alienate the very people you are trying to serve. A recent National Health Service survey showed that people receiving treatment wanted to be called patients, not customers. However, they still expect to be *treated* like customers.

It is easy to get hung up on customer service terminology. Customers are simply people to whom we provide a service, be they learners, employers or funders, regardless of whether they pay directly or indirectly for the service. Each group will have its own needs and expectations, and the service we give them has to reflect this. It is our responsibility to ensure that we provide a service for each group and individual that is of the same or higher quality than we would expect to receive if we were the customer.

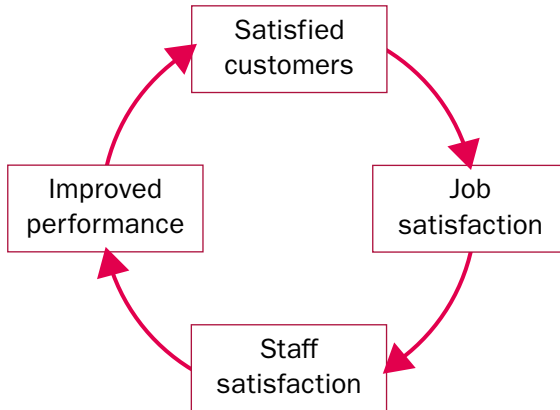
For the purpose of this guide, the term customer covers learners, employers and funders. Your organisation may choose to use another term to describe these groups, but the term is not that important – it’s your attitude and systems that count.

Colleagues as customers

We all have customers though not all of us deal with external customers. A good indicator of how well an organisation will treat its external customers is how well it treats its internal customers.

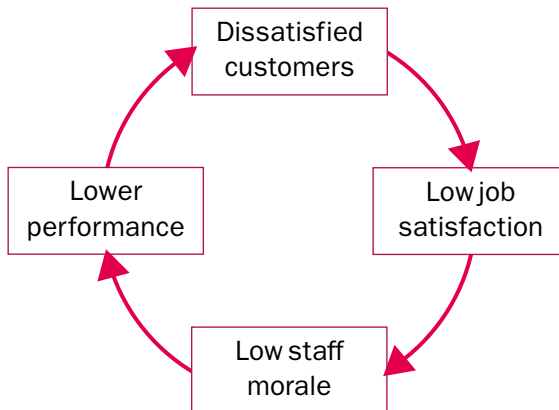
Generally speaking, satisfied and motivated staff will create satisfied customers. It is part of the virtuous circle of quality.

FIGURE 1
The virtuous circle of quality



Conversely, dealing continuously with dissatisfied customers will have a detrimental effect on staff morale and, hence, performance.

FIGURE 2
How dealing continuously with dissatisfied customers affects staff performance



3 Whose fault is it ?

When things do go wrong it is almost a reflex reaction to ask, 'whose fault is it?' This guide opened with the assertion that people do not go to work to do a bad job. Most service failures tend to be caused by inadequate systems and processes that do not support high-quality service delivery.

It is extremely easy to hide complaints from service managers. Forms can be lost, letters can be thrown away and messages not passed on. Managers who blame staff instead of finding out why a process failed are unlikely to discover the true extent of customer dissatisfaction. It is only when customer complaints become major problems that they find out about them.

4 Management style

Staff often comment that the structure of the organisation and their lack of empowerment make it difficult to resolve customer complaints quickly. As with many elements of good customer service, a successful complaints system often depends on an open management style within the whole organisation.

No blame culture

If complaints systems are to be effective staff need to feel it is safe to report service failure. A no blame culture does not allow staff to abdicate responsibility for service delivery but does mean that service processes and their delivery can be easily reviewed.

Most problems are caused by processes and not by people. Even the few problems that are caused by people not following procedures may not necessarily be the 'fault' of those involved. Consideration needs to be given to why procedures haven't been followed. Is it because those involved don't know the procedures, because they haven't been trained, or because they don't have the time or resources to do what needs to be done?

Finally, a no blame culture is not an excuse for staff doing their job badly if they have the tools, resources and training to do it well.

5 Consequences of inaction

Referrals

Most commercial organisations survive or fail depending on whether or not their customers make a repeat purchase and recommend them to others. At first glance this concept does not appear to apply to learning providers. However, many learners have the power to influence whether or not other people attend a college.

A bad experience at a college that is unresolved could have a significant detrimental effect on whether or not a learner's siblings, parents, children or friends attend the same college. This means that many learners, although perhaps not in a position to walk away from the college when they are dissatisfied, can have a negative effect on student numbers in later years by telling others of their experience. This is particularly true when there are other institutions in the area where people can study. Satisfied learners often return to a college themselves to take further courses.

Remember too, that with the advent of e-mail and the internet people are no longer confined to telling close friends and family about their experiences. One message posted to a well-visited chat site can let hundreds of people know within minutes about poor service levels.

The following examples show the damaging impact of not responding adequately to complaints.

- A complaint to a London company was greeted with a poor response. The complainant was so annoyed that they posted a letter on the *Evening Standard* (a London newspaper) website. The company eventually dealt with the complaint, but by then a huge number of people had been made aware of its poor service.
- A warning e-mail to a transport company about a potential safety issue was answered threateningly. As a result, the complainant copied the e-mail and the response to government departments, consumer groups and the company's head office.

Turning a customer mistake into a customer complaint

It is surprising how often an organisation can turn a customer mistake into a justifiable customer complaint.

Getting it wrong

A customer left his bag on a bus. He called the bus company but the telephone system was down. A driver on another bus radioed through to the controller who said he would put out an urgent call to all buses. The call didn't go out until 15 minutes later. Eventually, a call came back asking for more details of the bag. The customer was told his bag had been found and was sent on a long journey around various bus routes for several hours to collect it. When he finally located the bag it proved to be the wrong one and did not fit the original description in any way. In addition, it meant that whoever did have the bag had also had access to his house keys and credit cards for several hours.

The initial customer mistake turned into a major customer complaint.

We all make mistakes – and customers are no different – but how organisations deal with these mistakes can say a lot about their customer service standards.

6 Developing the complaints process

Complaints procedure

An effective complaints procedure should:

- allow customers to let an organisation know when things go wrong
- give the organisation an opportunity to put things right.

The work that is put into developing a complaints procedure at the outset will pay dividends later.

What do your customers need ?

The complaints procedure you devise must meet the needs of your customers. It should make it easy for your customers to contact your organisation and for them to let you know what problems they have had. Don't put unnecessary barriers in the way.

Ask your customers how they would prefer to contact you and how they would like you to deal with their complaints. Show your complaints procedure to your customers, eg learners, employers and parents. Find out from them whether it would meet their needs and what improvements you could make to it.

Getting it wrong

One organisation offering a wide range of services on several sites allowed staff to develop their own local complaints procedures. As a result, customers had to negotiate a complex web of contacts and very few complaints were ever received.

What does your organisation need ?

Your complaints procedure is a valuable management tool, so make sure it meets the needs of your organisation as well as your customers. Complaints should be recorded in such a way that they can be readily fed into the management review process and into the day-to-day operation of the organisation.

Complaints coordination

Make a specific member of staff responsible for recording and assigning complaints. Appoint an extra person who can deputise for them in their absence.

Consult your staff

The complaints procedure will not function properly without support from the whole staff – how they feel about it will be crucial to its success.

Having a complaint made about your work is not a pleasant experience. Even though you know the complaint is not a personal slur, it is difficult not to become defensive and take it personally.

Staff need to know how management will deal with a complaint and feel reassured that they will not be blamed for problems with processes. Let staff know that the organisation wants to encourage customer feedback to improve services, not to apportion blame. Consult with your staff. Ask them what would make it easier for them to deal with complaints, how best to empower them to improve services and what information they need from the complaints procedure.

Use a representative group of staff to review the procedure that you are proposing. Remember that frontline staff will be more familiar with the types of complaints that are made and the difficulties that they cause to both customers and to the organisation.

Keep it simple (the quality KISS)

The best process is a simple process. Don't complicate things.

7 Dealing with complaints

What is a complaint ?

A complaint could be described as any expression of dissatisfaction from a customer. Generally speaking, if a customer believes they are making a complaint then it is a complaint.

For every person who makes a complaint there are approximately another 20 dissatisfied people who will not complain, but will either stop using your service or stay dissatisfied with you. So, if a person has gone to the trouble of making a complaint they usually feel genuinely disgruntled.

When dealing with complaints it is important not to become too concerned about customer service terminology. Some organisations can over-complicate their complaints procedure by grouping complaints into categories such as minor, formal, informal, verbal and written complaints.

Complaints should be coded, as coding is an important means of identifying root causes of problems. However, this is an internal process – it is not something that customers need to know about.

It's not what you do ...

Things do go wrong. However well an organisation plans and delivers a service, systems can still fail.

How an organisation recovers from service failure is one of the most important aspects of its service delivery. Research conducted by TARP, a customer satisfaction and loyalty measurement company, has shown that customers who complain and have their problems resolved quickly are more likely to make a repeat purchase than customers who had no problems with the service or organisation. Although it is best to get things right first time, a well-handled complaint can leave customers feeling more satisfied with an organisation than if the service had not failed at all.

It's the way that you do it

Organisations that make good use of customer feedback share the following principles.

Access and information

How easy is it for your customers to tell you when something goes wrong? An organisation that boasts of very low complaint rates might not be delivering a first-class service; its complaints procedure could be inaccessible. Make it easy for your customers to let you know that something has gone wrong and consider how they prefer to communicate with you.

Getting it right

The FEFC Circular 00/25 requests colleges to 'ensure that the description of their own procedures refers to the role of the Council and that they provide information as to how the Council can be contacted where necessary'.

Verbal complaints

If somebody makes a verbal complaint it is always better to deal with it immediately, rather than further irritate the complainant by insisting that they contact you in writing before you will deal with it.

Insisting that all complaints be put in writing can create barriers for people with literacy problems or who do not have English as a first language.

Getting it wrong

An organisation insisted that all complaints had to be put in writing. To ensure that this did not discriminate against those with literacy or language difficulties, it would dispatch somebody to the home of the person making the complaint to help them to write the letter, rather than allowing staff to take and log verbal complaints.

Forms

Many people do not feel comfortable writing formal letters but would still like to put a complaint in writing. Producing a simple complaint/comment form will make this easier. It will also ensure that your customers give you all the information that you need to investigate the complaint without you having to go back to them for additional information.

Although you can encourage customers to use forms by explaining that it is a good way of speeding up the complaint process, don't insist that they complete one. Some people do not like completing forms, but you can increase their use by making them user friendly. Only ask for information that is needed, not information that is just of interest, and make the forms available where customers are most likely to need them.

Getting it right

Some organisations print comment forms and addresses on their bags so that customers know exactly who to contact if they are unhappy or if they want to make comments on the service or product. This doesn't cost a huge amount of money and gives a clear message to customers that their views are valued.

FIGURE 3
An example of a college
information leaflet

Helping us to get it right

The college's quality promise

The college is committed to providing high quality services for all our customers: learners, employers and the community in general. But only our customers can tell us if the services we provide are quality services.

We need to work with you to improve our services. If you are unhappy with the services that you receive we need to know so that we can put things right.

If you are unsure about a problem

Contact the college and tell us about it. Our staff will be happy to talk to you and usually your problem will be sorted out immediately. If, however, you are still not satisfied you can make a complaint.

How to make a complaint

You can make a complaint in whatever way you prefer: in writing, by phone or in person.

It is best to complain to the person who provides the service that you are unhappy with, but if you are not sure who that is, or if you would rather complain to somebody else, please contact the college's complaints coordinator at:

*[college address]
[telephone number]*

What we will do to help

We will do everything that we can to resolve your complaint and to make sure that the problem doesn't happen again. All complaints that we receive are recorded and monitored by our complaints coordinator.

We aim to deal with your complaint within two weeks but some complaints, especially if they are complex, may take longer. If it is going to take longer than two weeks to deal with your complaint we will let you know and keep you informed of progress.

If you are not satisfied with the result of the complaint

If you are not happy with the response to your complaint, you can ask for the complaint to be escalated to a manager who will investigate the complaint for you and let you know what the outcome is.

If you are still not happy, you can ask for the complaint to be escalated to the College Complaint Review Group. Your complaint will then be looked at by a group of people who are not directly involved in the service that you are unhappy with, and they will send you a letter on the outcome.

If you are still not happy, you can refer your complaint to the Learning and Skills Council.

The complaints coordinator will be able to help you with the escalation of complaints or referral to the College Complaint Review Group or the Learning and Skills Council.

Finally ...

We hope that most of the time we do get it right.

We welcome your comments on the quality of our service, your suggestions on how we can improve them and the services that you are happy with.

Advocates

There are some people who are not able or confident enough to put across their complaint themselves. Complaints procedures should be accessible to advocates and social workers. Let your customers know that you welcome this.

Encourage feedback

Some customers may fear that they will be victimised if they make a complaint. This can be a problem, particularly if they are vulnerable or cannot take their custom elsewhere.

Getting it right

One organisation that provides services to deaf people found it did not receive complaints from them. The organisation made a signed video for its customers explaining how to make a complaint and reassuring them that they would not get into any trouble if they did complain.

Customers with particular needs

It is inevitable that many learning providers will have customers whose first language is not English or who find it difficult to access complaints systems. There are a number of ways that you can enable these customers to access the complaints procedure:

- produce complaint information leaflets in plain English
- ensure that there is a direct telephone number connected to a Textphone, and that staff are trained to use it
- identify interpreters who can be called upon. There are also organisations that provide over-the-phone interpreting services
- provide leaflets in languages that reflect the local community
- train staff in deaf awareness and basic sign language
- provide large-print leaflets.

Getting it right

One organisation with widely dispersed franchises produced a training video for staff who could not attend a training session to help them communicate with people who do not have English as a first language.

If you are not sure how best to give your customers access to your organisation, don't be afraid to ask them. For example, it might be more useful to provide interpreters than translated written information. There are also a number of national and local organisations that will be able to help you.

Staff knowledge and access

Publicising the complaints procedure should not be confined to customers – staff should be made aware of it too. Clearly, even the most well thought-out and accessible complaints process will fall down if the staff do not know how it works and do not have access to the process and resources to make it work.

Some organisations give each staff member a full copy of the complaints procedure. This becomes more practical if there is an intranet. Alternatively, some organisations produce leaflets for staff that explain the reasons why complaints procedures are needed and describe the processes that should be followed.

FIGURE 4
Staff guide to complaints –
an example of a satisfaction guide
for college staff

Introduction by the principal

Complaints are out there. All organisations, public or private, have them. The better organisations find ways to get their customers to tell them when they are not happy. It follows that a certain level of complaints indicates a healthy organisation. I want complaints to be seen as an opportunity. They are one of the most important areas of customer feedback, and if dealt with quickly and fairly can leave customers with a better opinion of the college than before they complained.

There is a lot to be gained from dealing with customer complaints properly, and your support in making this happen is essential.

Many services in this college are delivered to a large number of people, by a wide range of employees. With this in mind, there will be people who are not satisfied or happy with college services, the way we deliver these services, the lack of services or the college's policies. There will be occasions when the college has failed to deliver a service, or has delivered it badly, or has developed policies that are not popular with the public. On the other hand, there may be things that people are particularly happy with that they want to tell us about.

We need to provide an easy, quick, honest, fair and user-friendly way for customers to express this satisfaction or dissatisfaction. The college procedure aims to provide this.

This guide aims to provide all staff with a basic understanding of the college's procedures for dealing with complaints. We want to move away from a blame culture and instead see complaints as a source of free information which will help us to continually improve our services, help us target our resources and review our approach in line with the spirit of best value.

Why have a complaints procedure?

We benefit in several ways from having a complaints procedure:

- *we can find out if we are not performing as well as we want to*
- *we can resolve complaints before they cause serious problems*
- *we can learn from our mistakes*
- *it gives our customers confidence in us*
- *by knowing what steps to take when we receive complaints, we will find it easier to resolve them.*

Complaint or question?

Not all customers' comments are complaints. Often a customer will contact us with a question, which may not be a complaint about the service that we provide. If we answer their question helpfully and quickly, the query will not turn into a complaint.

A question only becomes a complaint if the customer is not happy with our response.

A question

A prospective student tells us she has not received the documentation she was expecting.

We check the facts and explain that she has not told us of her change of address. We send another copy out to her new address.

A complaint

An employer rings to say that a member of staff at the college has been rude to him.

We tell him that we are sorry he is unhappy with our service and that we will investigate what happened.

FIGURE 4 continued

How to deal with a complaint effectively

When people receive a complaint their first reaction is very important. It is easy to feel defensive, but this will not help to resolve the complaint. By focusing on the complaint, and not on the person making it, you should be able to remain calm, which will help you to focus on the complaint in a productive way.

It is important to be polite to the customer, even if you do not agree with the complaint being made. Treat the customer in the way you would like to be treated if you made a complaint. This includes keeping in contact with the customer from the beginning of their complaint, telling them who you are and what your position is, and acknowledging that they have a complaint you will listen to. It also means reacting immediately to their complaint, finding somewhere private for you to discuss the complaint if they are complaining in person, and taking the time to listen if they are complaining by phone.

Whether the complaint is made on the phone or in person, get all the relevant facts. This is so that you do not have to contact the customer repeatedly. If it is a written complaint, respond immediately with a phone call if a number is given, and by letter if no number is given.

Nobody likes being passed from person to person, especially when they are already unhappy, so you need to be prepared to take the initial responsibility for dealing with a complaint, even if it is not about your area of work. Do this by acknowledging the complaint, telling the customer that you want to take down the details and that these will be passed on to the relevant person who will deal with the problem. Give the complainant your name.

How to deal with an angry or frustrated customer

Some customers may feel frustrated or angry about a complaint. It is very important that you stay calm and don't get involved in an argument. Angry people need space and time to let off steam. Encourage them to talk by actively listening and summarising what they are saying.

If a customer becomes violent, explain that you feel threatened by their behaviour, being as specific as possible about what it is they are doing that you find threatening, and ask them to stop that behaviour. If you feel in danger, leave the situation immediately. It is important to let your line manager as well as the complaints coordinator know if you have had to deal with an aggressive or threatening customer.

Communicating with the customer

Complaints can take a while to resolve. Remember to let the customer know what is happening. You may be working hard to solve a problem for the customer, but they'll feel that their complaint has been ignored if you don't keep them informed.

Sometimes your investigations will show that the college was not at fault. If the complaint was a result of the customer making a mistake or not understanding something, don't make them feel foolish. Instead, thank them for taking an interest in the college – that way they will feel more confident about approaching the college in the future.

If you can't resolve the complaint

It may not always be possible for you to resolve a complaint, particularly if it does not fall within your area of responsibility. If you need help from a more senior member of staff, your complaints coordinator will be able to find the correct person and work with you to get a resolution.

Equally, if the customer is not happy with the outcome of their complaint let the complaints coordinator know, and if necessary the complaint can be passed to a more senior member of staff. Remember to tell the customer that this has happened.

Keep a record of all that you do to resolve the complaint.

Getting it right

FIGURE 5

Contents page of a metropolitan borough staff guide to complaints

Staff guides need to reflect the needs of the organisation. The headings shown here formed the basis of a metropolitan borough staff guide.

What is a complaint?
When is a 'complaint' not a complaint and what do you do if you receive one?
Moans and grumbles
What can customers complain about?
How can customers complain?
What if a customer cannot speak English?
What if a customer has a hearing or speech impairment?
What do you do when the customer has left or put the phone down?
What are our standards?
What if you can't respond within the deadlines?
What if the complaint is about more than one service?
What if the customer wishes to complain about another area?
What does the customer expect/want?
What if we've got it wrong?
What if the customer is not happy with the reply?
Where do I get complaints leaflets, forms and posters?

What can't the compliments, comments and complaints procedure deal with?

What about training?

What role do councillors have?

What about insurance claims?

Where does the ombudsman fit into all this?

Why do people complain?

What do people expect out of complaining?

What prevents people from complaining?

How should employees deal with complaints?

A few tips – some dos and don'ts

Who do I ask if I have any further questions?

Services provided by area

A few words to finish off

Logging, assigning and acknowledging complaints

Although complaints are best handled at a local level it is important that a central record is kept. Any complaint received should be logged and assigned to the person who will be dealing with it as quickly as possible. The speed of response can make the difference between a satisfied customer and a dissatisfied customer.

Many organisations have a complaints coordinator who is responsible for ensuring that complaints are assigned, resolved and reported on. This person is not responsible for resolving the complaint themselves, but can act as an internal champion for the customer.

The complaint log should cover the following details, as a minimum:

- customer name
- customer address
- customer telephone number/e-mail address
- complaint number
- nature of complaint
- complaint code
- name of the person dealing with the complaint
- date complaint received
- date complaint assigned
- date complaint acknowledged
- details of resolution
- date complaint closed.

There are a number of software packages available for managing complaints, but many organisations use their own spreadsheets.

Keep copies of all correspondence and details of telephone calls at a central location. This will make it easier to progress the complaint if the person dealing with it is not available, or if the customer later queries the way that the complaint has been handled.

Let the customer know that the complaint has been received and is being dealt with. Send them details of your complaints procedure so they know what to expect and when to expect it.

Remember that telling a customer that you are sorry they are unhappy is not the same as admitting liability, but it does demonstrate that you are listening and taking their complaint seriously.

Getting it right

FIGURE 6

Example acknowledgement letter

Dear [name]

Thank you for your recent letter telling us about the problems you have had.

I am sorry that you are unhappy with the service you received. The college always appreciates feedback and your complaint has now been passed to [name] who will look into your complaint. Your complaint reference number is [ref number].

We hope to resolve your complaint within two weeks but if the issues are complex it may take longer. If your complaint is likely to take longer to resolve, [name] will contact you to inform you of progress. Please contact [name] on [telephone number/ e-mail address] if you need to discuss your complaint further.

I have enclosed a leaflet about our complaints procedure for your information.

Thank you for taking the time to contact us.

Getting it right

The FEFC Circular 00/25 states that 'colleges should apologise promptly where errors have been made on programme delivery and administration'.

Saying what you can't do

There will be times when you cannot do what your customer wants you to do to resolve a complaint. If this happens, you should always be willing and able to explain why you cannot comply with their wishes. There is nothing more likely to infuriate a customer who is making a complaint than a 'jobs worth' attitude. Responses such as 'it's not our policy' or 'it's not my job' are more likely to exacerbate the situation than explaining why something cannot be done. Instead, make a useful suggestion about an alternative service or action.

Complaint review

Inevitably, some customers will not be satisfied with the result of their complaint. It is important that you have a complaints review process should this situation arise.

The complaints review process should be separate from line management and should be seen as independent by both staff and customers. It could be a panel drawn from both staff and customer groups, or you could choose to use people from outside the organisation.

Give an undertaking to act on the recommendations of the panel. If the recommendations cannot be acted on, provide the panel and the customer with a report explaining why.

Reporting

What you report and who you report it to both send out strong messages about the seriousness given to successful complaint handling.

Beware of using the number of complaints received as a performance indicator. If staff feel they will be penalised for reporting complaints made about themselves or their services it becomes easier not to report them. A low number of logged complaints is as likely to be caused by the inaccessibility of the complaint process as by high satisfaction levels.

The National Consumer Council report, *Putting it right for consumers: a review of complaints and redress procedures in the public sector*, stated that:

Managers must take care not to interpret a low volume of complaints as evidence that everything is all right ... it is often a sign that access to the complaints system is poor.
(National Consumer Council, 1996)

The Office of the Minister for the Civil Service, confirming that the most commonly quoted indicator of performance is the volume of complaints received, argues that although it may be an indicator, it may not always be an accurate one:

The number of letters to MPs complaining about the service provided by the DHSS, Unemployment Benefit Offices and Inland Revenue are few in relation to their 'customers'. But this could be because the public are resigned to a lower level of service than they would like, or because they doubt MP's power to improve matters.
(National Consumer Council, 1996)

Some alternative performance indicators are:

- time taken to initially respond to complaints
- time taken to resolve complaints
- complaint type
- corrective action (apology, thankyou letter, compensation, etc)
- improvements made as a result of complaints
- number of complaints that are referred to the review panel
- satisfaction with complaint response.

Reporting on complaints should be part of the organisation's management cycle. Senior management should be aware of the nature and causes of complaints and on the resource implications of putting corrective actions and resultant improvements in place. Governors should also be kept aware of the situation and be given regular reports.

Staff training

The best way to ensure that complaints are dealt with well is to recruit staff with good communication skills and to train staff in how to deal with difficult situations.

Dealing with aggressive or difficult customers

By the time somebody makes a complaint they may have had a number of problems and be feeling very frustrated. Staff should be equipped to defuse these situations while still being empowered not to accept abuse.

Getting it right

One organisation puts all staff who have to deal with external customers through a one-day training course in handling potentially aggressive customers. This trains them in how to make the best use of body language and to take into account cultural issues.

The training also promotes the safety of staff in all situations, including giving abusive callers the warning, 'I'm sorry I cannot deal with you when you use language like that or when you shout at me that way.' If the caller continues to be abusive the staff member says, 'I am ending the call now.'

Customer care

Customer care skills are essential for staff at all levels, regardless of whether they are dealing with internal or external customers. Remember, we all have customers. Training can include communication skills, letter writing, disability awareness or sign language. Some colleges offer NVQs in Customer Care for all support staff.

8 Using complaints to improve performance

What is the root cause of the complaint ?

The priority when dealing with complaints is to put things right for the customer. However, for learning providers, identifying the root cause of the problem is by far the most useful aspect of the complaints process. By investigating what went wrong, learning providers can improve processes and prevent the problem recurring.

Don't rely solely on senior management or single department expertise to both identify causes and solutions. Quality groups drawn from across college departments to include teaching and non-teaching staff will add new perspectives to the process.

There are a number of useful tools that can be used by quality groups when investigating complaints.

Brainstorming

Brainstorming is a simple technique used by groups to generate ideas and solve problems. Members of the group call out ideas either in turn or at random. Nobody is allowed to criticise and unconventional suggestions are encouraged as they can often spark more practical ideas.

A facilitator writes down each of the ideas on a flipchart or wipeboard.

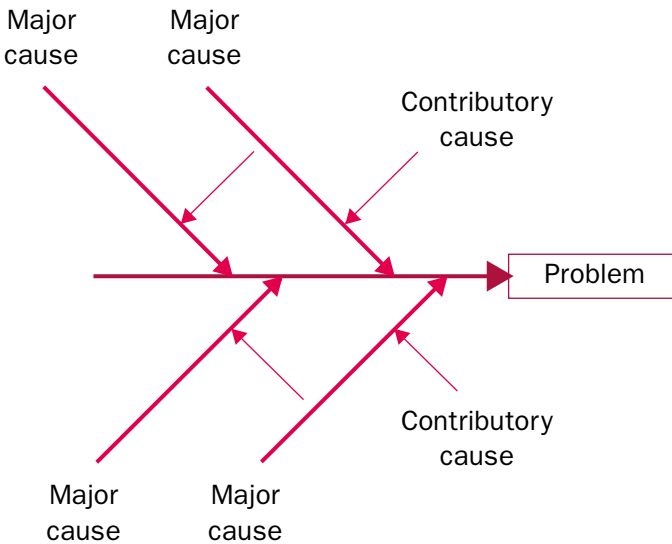
Cause and effect

The cause and effect diagram, sometimes called an Ishikawa diagram, is a graphical representation of the likely causes of problems in a process. Because of the shape of the diagram it is also sometimes referred to as fish bone analysis.

Major causes of a problem are drawn against a branch that leads to the problem being investigated. Contributory causes are then drawn alongside the major causes.

FIGURE 7

A cause and effect diagram

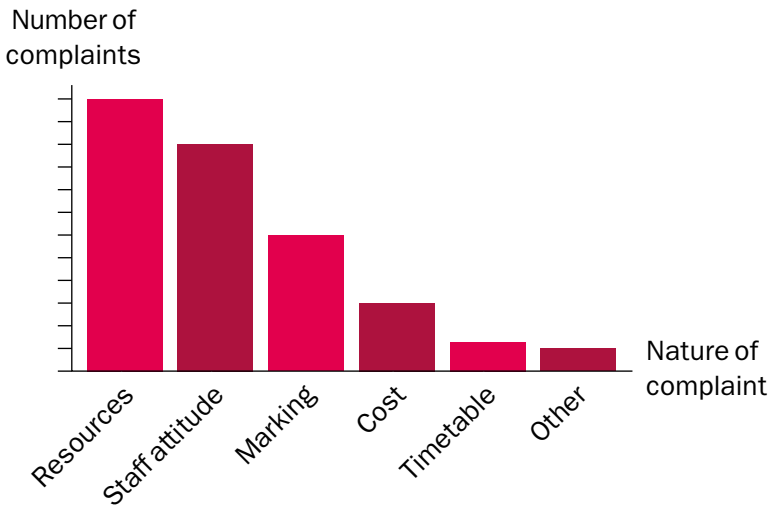


The diagram is usually drawn up by a group of people who are involved in the process being examined. As with brainstorming, the method is guided by a facilitator who ensures that everyone can contribute to the discussion.

Pareto analysis

The theory behind Pareto analysis is that 80% of problems result from 20% of causes. By using the Pareto method to analyse the root cause of complaints, organisations can focus on the processes which, with improvement, will make the biggest difference to service delivery. The causes of complaints are either placed in order of the number received, or according to the cost of putting them right.

FIGURE 8
A Pareto bar chart showing the nature and number of complaints received



Customer groups

If you want to know what to do to improve your service provision or why customers complain about specific aspects of any of the services that your organisation provides – ask!

Customer focus groups can give an amazing amount of information in a very short period of time and at relatively low cost.

The following rules are useful when running a customer focus group:

- do not be afraid to ask different groups of customers (learners, parents, suppliers, etc) for their views, but it might be better for them to meet separately
- make sure that you have a good facilitator to run the group
- be specific about what you will do with the information
- assure confidentiality
- feed back what changes you have made as a result of the group meeting
- keep to a reasonably short timetabled schedule – finish the meeting on time
- offer expenses, but avoid paying a fee for attending.

9 Citizen's Charter Complaints Task Force

In 1995, the Citizen's Charter Complaints Task Force produced a report, *Putting things right*, which recommends that organisations consider the following points when handling complaints:

- Complaints systems must not only be fair but must also be perceived to be fair.
- The key to effective systems is the attitude of the organisation and staff.
- Complaints made in person or on the phone should be given the same weight as written complaints.
- A member or members of staff should be responsible for helping customers through the complaints process as part of their other duties.
- Organisations should have formal written guidance on how to deal with complaints and this should be reviewed regularly.
- Standards for dealing with complaints should be publicised to customers.
- All staff should have a suitable knowledge of the complaints procedure and be trained in how to deal with complaints.
- Complaints procedures should be separate from disciplinary procedures.
- Discretion to resolve complaints should be delegated as far down the management line as possible.

- Chief executives should be held personally responsible for effective complaints handling.
- Systems should be established to capture and record all complaints
- Organisations should establish a complaints review mechanism.

10 Views from outside the sector

Consumers' Association recommendations

The Consumers' Association (the publisher of *Which?* magazine) is used to dealing with poor service on behalf of consumers. One area that customers often raise with the Association is the way that organisations deal with complaints.

Letters

Customers complain to the Association about impersonal standard letters that fail to answer specific queries or problems.

Telephones

Customers tend to complain about the way organisations deal with customers on the telephone. The main issues are people taking calls and promising to return them but never doing so, and automated telephone answering services that can take a long time to get you through to the right person.

Tips

- Ensure that staff are well informed, polite and attentive.
- Introduce customer-friendly, after-sales service.
- Make sure that phone lines are easy to get through to.
- If you are using a phone queuing system, let the callers know how many people are being kept waiting ahead of them.

- If you are using a charter or a pledge, avoid putting disclaimers in the small print.
- Always keep people informed about how their complaint is progressing.
- Ensure that phone calls are returned and letters answered.

These tips help to meet the needs of many customer groups and almost mirror the expectations of bank retail customers (Zemke and Bell, 2000).

The US Government

The US Government has an ongoing process of improvement for public service provision. Its findings and recommendations can be found on the internet (www.npr.gov).

Some useful ideas from its *Resolving customer complaints* pages are:

- If you make it easy for your customers to complain, they will make it easy for you to improve.
- Deal with complaints quickly and politely, and use common sense.
- Most dissatisfied customers do not complain.
- Train and empower your staff to resolve as many complaints as possible at the first contact point.
- Consider complaints as feedback and opportunities to improve.

Questions to ask

- How do you make sure that you listen to your customers?
- How does the management of the organisation view complaints?
- How do you make it easy for customers to complain?
- What does the organisation do to make it easy for staff to deal with complaints?

11 Handling complaints – dos and don'ts

Do ✓

- ✓ Give your name
- ✓ Get the person's details, eg name, address, telephone number, and note any significant dates
- ✓ Get the facts/make notes
- ✓ Listen
- ✓ Take the person seriously
- ✓ Be honest
- ✓ Let the person have their say
- ✓ Accept complaints, even if they are not about your section/department
- ✓ Stay calm, even if the person gets angry
- ✓ Be sympathetic
- ✓ Let the person decide if they wish to pursue their complaint as a complaint
- ✓ Tell the person what will happen next and about the stages of the complaints procedure
- ✓ Act quickly once the complainant has left

Don't X

- X Argue with the complainant
- X Get angry
- X Get into a blame conversation
- X Undermine the organisation
- X Pass the complainant on to another officer
- X Accept abuse from a complainant, eg swearing
- X Ask them to complain in writing or in person, or to come back later
- X Deter people from making a complaint
- X Consider the complaint as a personal criticism
- X Use jargon when writing back to the complainant

12 Ten steps to dealing with complaints

1. Make sure there is a system in place for dealing with customers' complaints.
2. Make the system accessible to your customers.
3. Train your staff so that they can deal with complaints quickly and efficiently.
4. Acknowledge the complaint. You don't have to admit that you are at fault to make the customer feel better. Use a line like, 'I am sorry you are not happy with the service you received.'
5. Get as much information about the service failure as you can. Ask open questions and be willing to listen.
6. Deal with the complaint swiftly. The speed at which you rectify the problem is almost as important as how you put the problem right.
7. Let the customer know if there are going to be any delays in rectifying the problem.
8. Keep the customer informed of progress.
9. If you were at fault, offer some form of redress – this does not have to be a huge financial payment. A proper apology is often worth more to a customer than a refund given grudgingly.
10. Put the process right. If as a result of the complaint you can make improvements to your process, let the customer know what you have done.

13 Questions to ask as part of

Questions

How easy is it for your customers to complain about the service you provide?

Do you require customers to put complaints in writing?

Are the staff empowered to deal with complaints or do they need to refer them to their line manager?

What proportion of your complaints are resolved within two working weeks?

How do you monitor your complaints?

Do you measure your performance by the number of complaints you receive or by how well you deal with them?

a complaints procedure audit

Responses and actions

Questions

How do you analyse the cause of complaints?

Is there a process set up to allow you to change and improve your processes quickly as a result of complaints?

Do you let your customers know if you make changes to your processes?

How do you know that your customers are happy with the way you dealt with their complaint?

Does handling complaints form a part of all staff induction?

How do you give customer feedback to your staff?

Are staff trained in problem-solving techniques, eg cause and effect diagrams, brainstorming and Pareto analysis?

Responses and actions

References

Citizen's Charter Complaints Task Force. *Putting things right – main report*. HMSO, 1995.

Further Education Funding Council. *Complaints to the Council (Circular 00/25)*. FEFC, 2000.

Leabeater D and Mulcahy L. *Putting it right for consumers: review of complaints and redress procedures in the public sector*. National Consumer Council, 1996.

Zemke R and Bell CR. *Knock your socks off service recovery*. Amacom, 2000.

Further information

Further reading

Karr R and Blohowiak D. *The complete idiot's guide to great customer service*. Alpha Books, New York, 1999.

Leland K and Bailey K. *Customer service for dummies*. IDG Books Worldwide, Inc, Foster City CA, 1995.

Service First. *How to deal with complaints*. Service First, Cabinet Office, 1999.

Useful organisations

Institute of Quality Assurance
12 Grosvenor Crescent, London SW1X 7EE
Tel 020 7245 6722 Fax 020 7245 6755 E-mail iqa@iqa.org

Useful websites

e-Satisfy (formerly TARP) www.e-satisfy.com

Institute of Quality Assurance www.iqa.org

Learning and Skills Development Agency www.LSagency.org.uk

Raising Quality and Achievement Programme www.rqa.org.uk

Service First www.cabinet-office.gov.uk/servicefirst

US Government site www.npr.gov

All organisations receive complaints – even learning providers. But it's not the number of complaints an organisation receives that matters; what is important is how it treats dissatisfied customers. *Consultancy for free: making the most of complaints* gives guidance to colleges on how to put in place an effective complaints procedure that will meet the needs of your customers: learners, their parents, employers and funders. Topics include developing and implementing the complaint process, management style and making your organisation more accessible to customers, plus there's a step-by-step guide to dealing with complaints. Find out how to see complaints as an opportunity to improve processes, rather than as a threat, and discover why it's important to deal with complaints swiftly and efficiently.

ISBN 1 85338 637 5